

Section M16

**Socket wiring and
fuseboard layout
Contents**

| | Page |
|--|-------------|
| Introduction | M16 - 3 |
| Switchbox wiring | M16 - 5 |
| Oil check switch socket | |
| Panel dim socket, speed control socket and diode block | M16 - 7 |
| Splice connections | M16 - 9 |
| Main distribution, seat belts loom, seat loom, boot, direction indicator switch and hazard warning switch sockets | M16 - 11 |
| Right-hand drive cars | |
| Left-hand door and body sockets | M16 - 13 |
| Right-hand door and body sockets | M16 - 15 |
| Left-hand toeboard sockets | M16 - 17 |
| Right-hand toeboard sockets | M16 - 19 |
| Fuseboard layout | M16 - 21 |
| Left-hand drive cars | |
| Left-hand door and body sockets | M16 - 23 |
| Right-hand door and body sockets | M16 - 25 |
| Left-hand toeboard sockets | M16 - 27 |
| Right-hand toeboard sockets | M16 - 29 |
| Fuseboard layout | M16 - 31 |

Section M 16

**Socket wiring and
fuseboard layout****Introduction**

This section shows the destination of each cable for each plug and socket. The numbers on each socket also refer to the pin numbers in the wiring diagrams shown in previous sections.

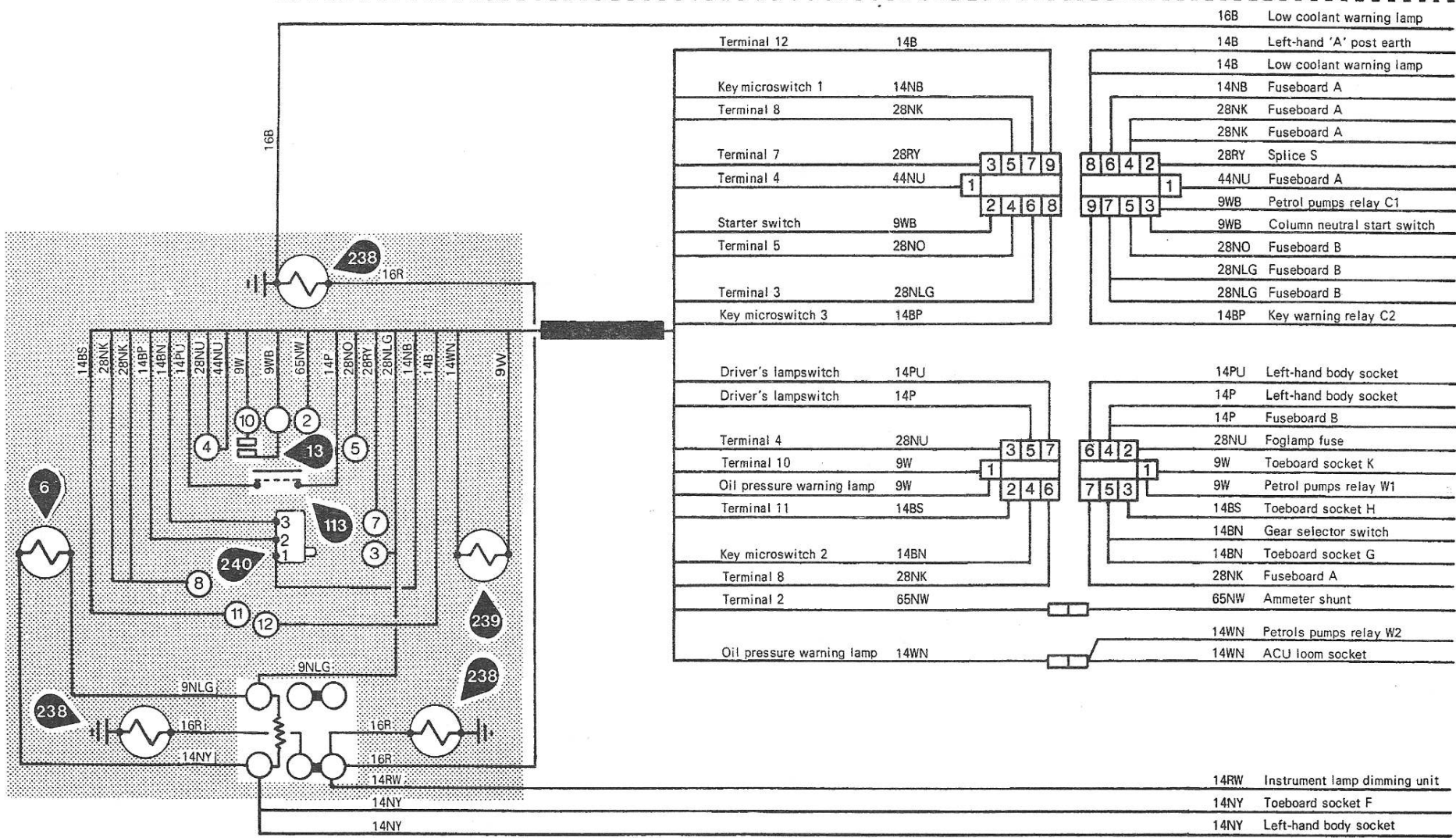
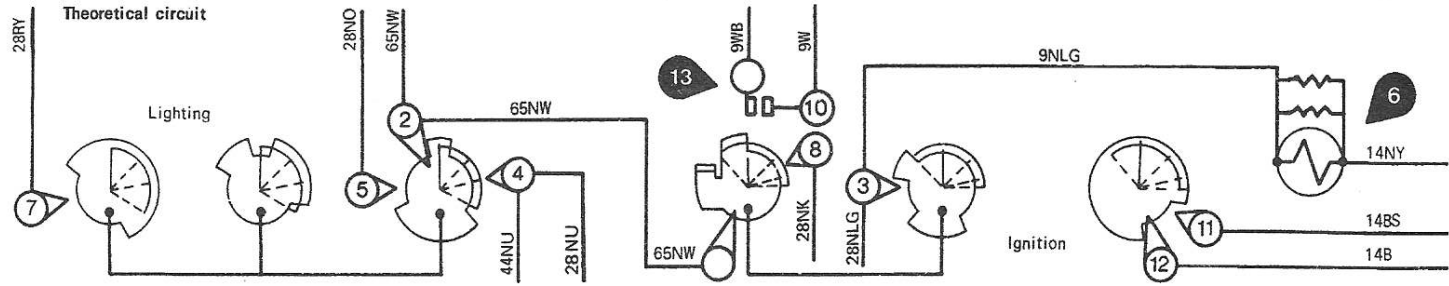
However, note that the pin numbers shown do not necessarily correspond with the numbers moulded on the plugs & sockets.

Socket wiring and fuseboard layout

Switchbox wiring

Fig. M103

- Components**
- 6 Ignition warning lamp
 - 13 Starter switch
 - 113 Drivers lamp switch
 - 238 Switchbox illumination
 - 239 Oil pressure warning lamp
 - 240 Key microswitch



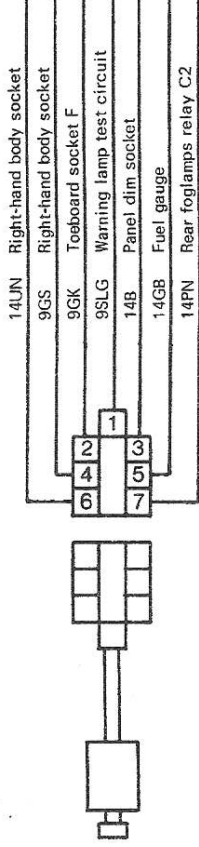
Socket wiring and fuseboard layout

Oil check switch socket,
Panel dim socket,
Speed control socket
and diode block

Fig. M104

Oil check switch socket

Oil check switch

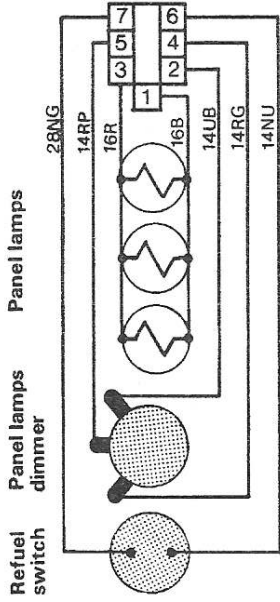


Panel dim socket

Refuel switch

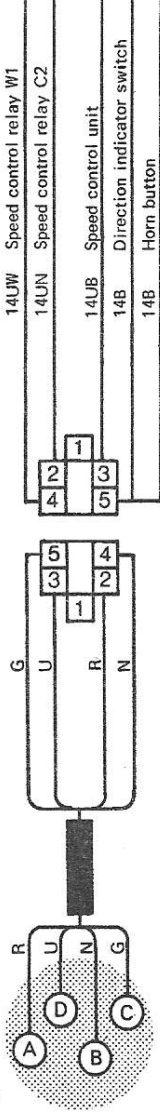
Panel lamps dimmer

Panel lamps

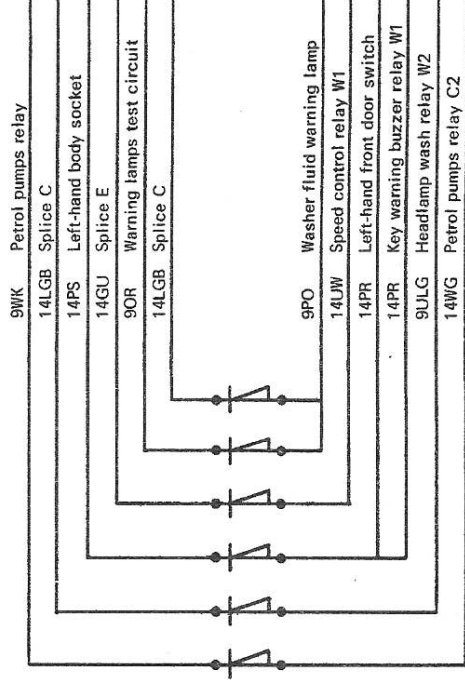


Speed control switch socket

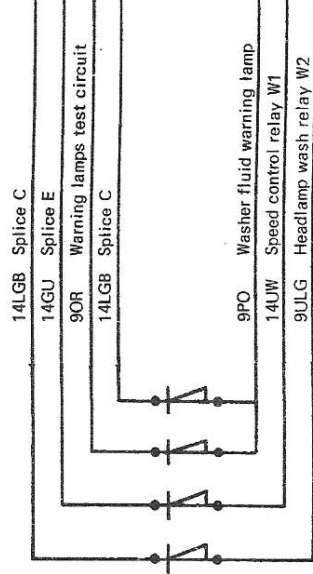
Speed control switch



Diode block left-hand drive North America



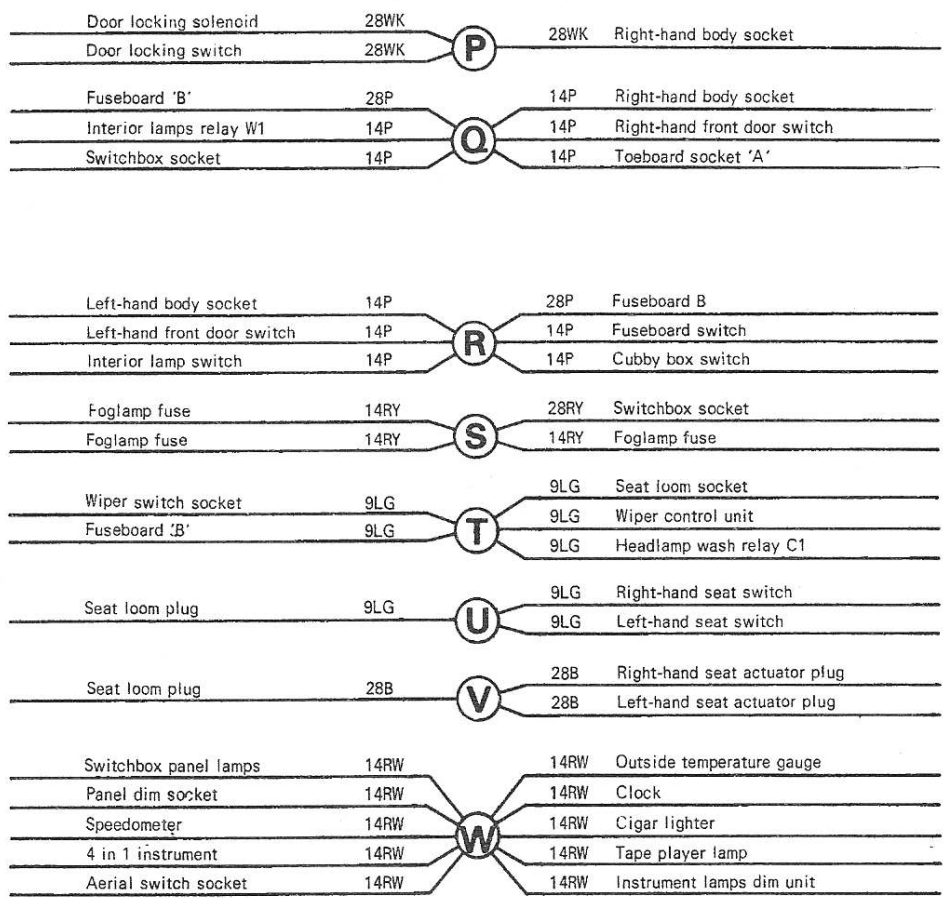
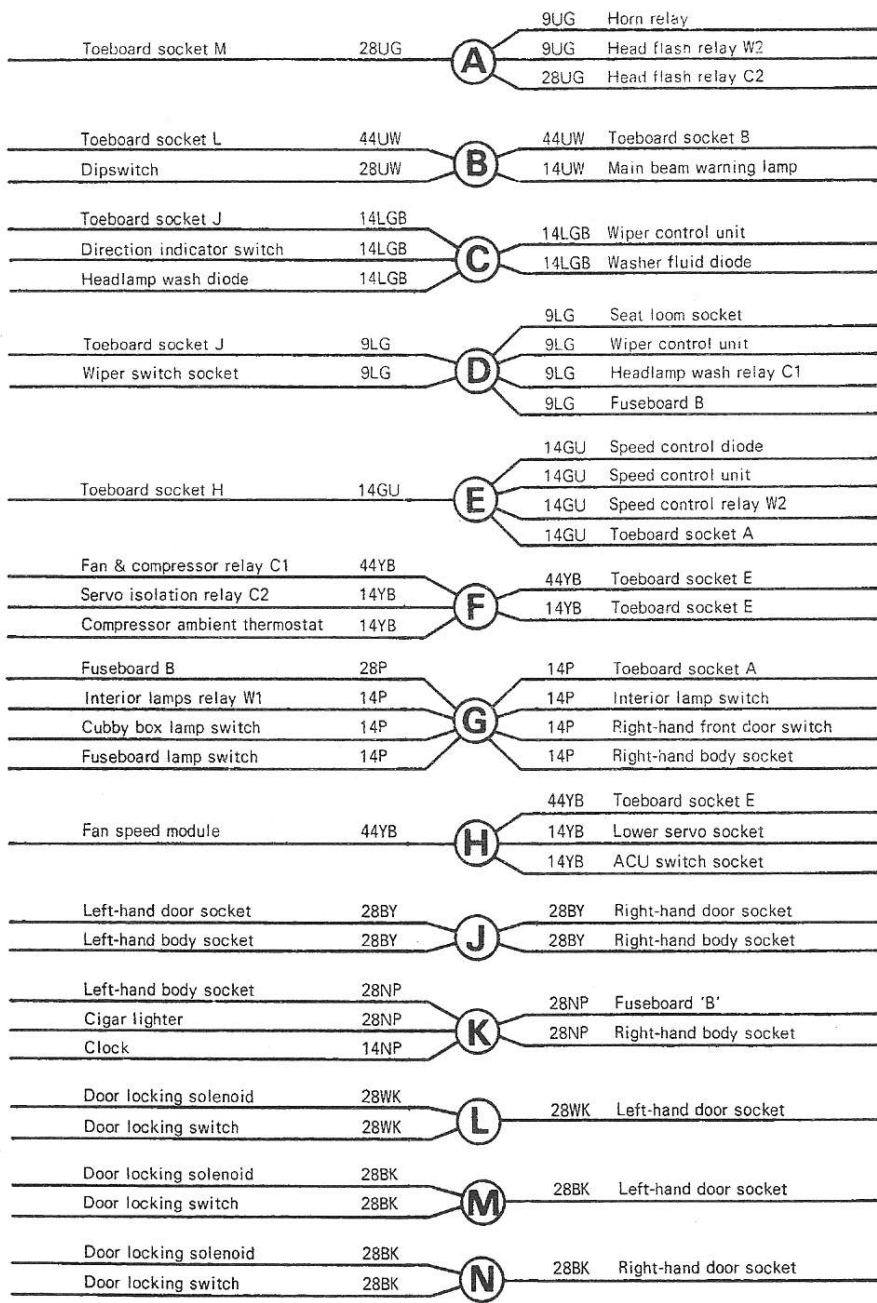
Diode block right-hand drive



Socket wiring and fuseboard layout

Splice connections

Fig. M105




Socket wiring and fuseboard layout

Main distribution, Seat belts loom, Seat loom, Boot, Direction indicator switch and Hazard warning switch sockets

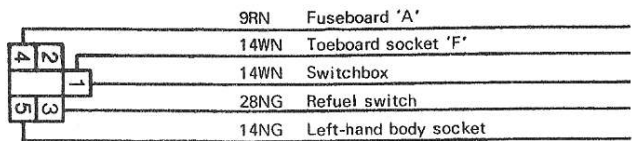
Fig. M106

Main distribution loom socket

ACU loom

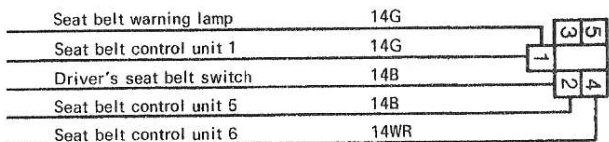


Main distribution loom

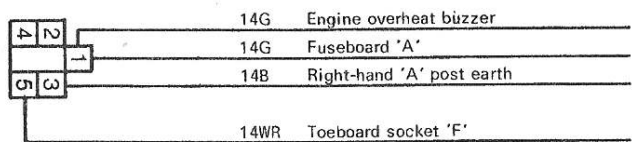


Seat belts loom socket

Seat belts loom




Main distribution loom

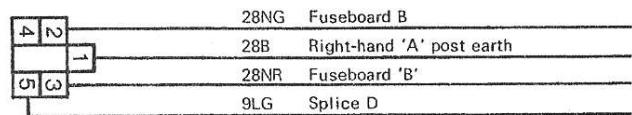


Seat loom socket

Seat loom

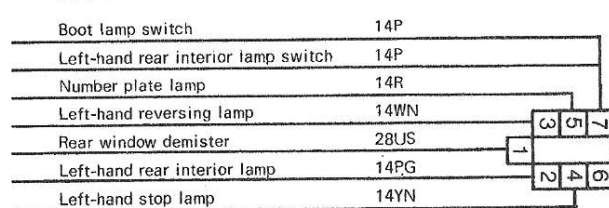


Main distribution loom

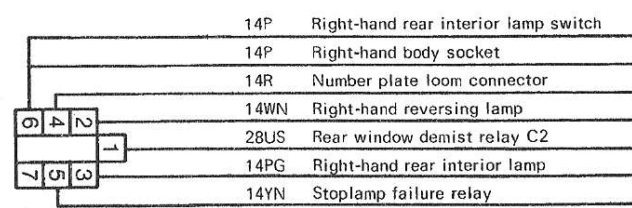


Boot loom socket

Boot loom



Right-hand body loom

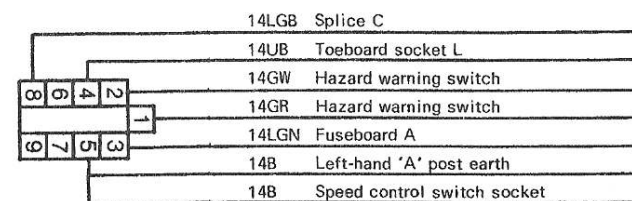


Direction indicator switch socket

Switch

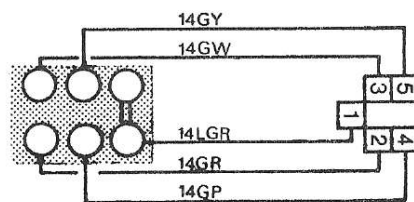


Main distribution loom

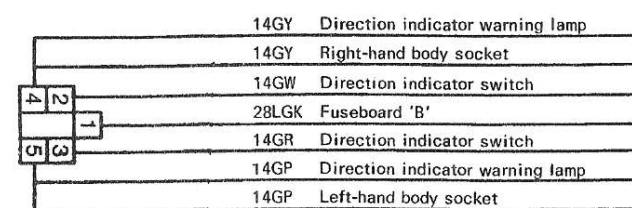


Hazard warning switch socket

Switch



Main distribution loom



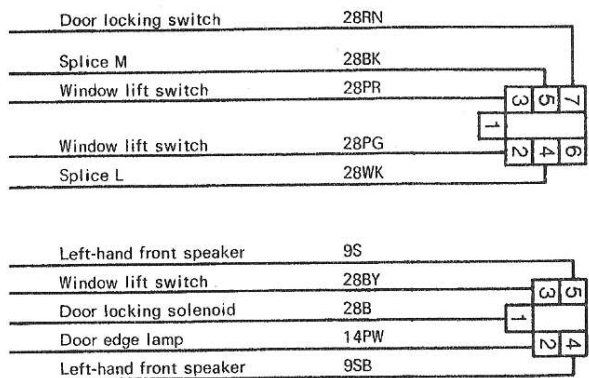
Socket wiring and fuseboard layout

Left-hand door and body sockets

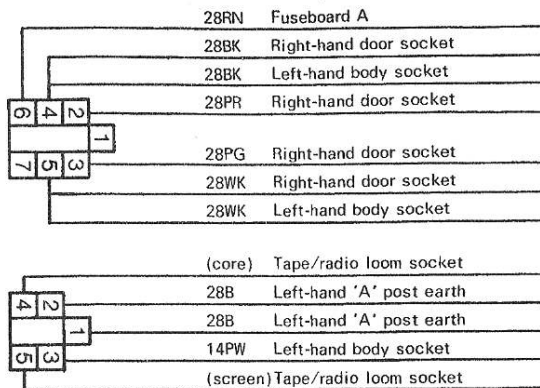
Right-hand drive cars

Fig. M107



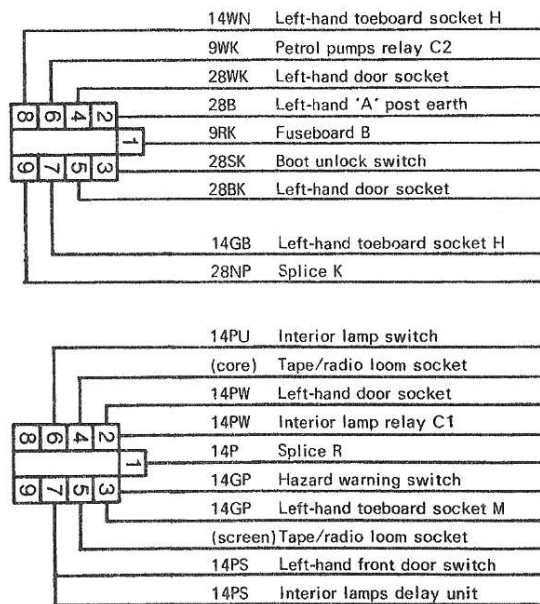
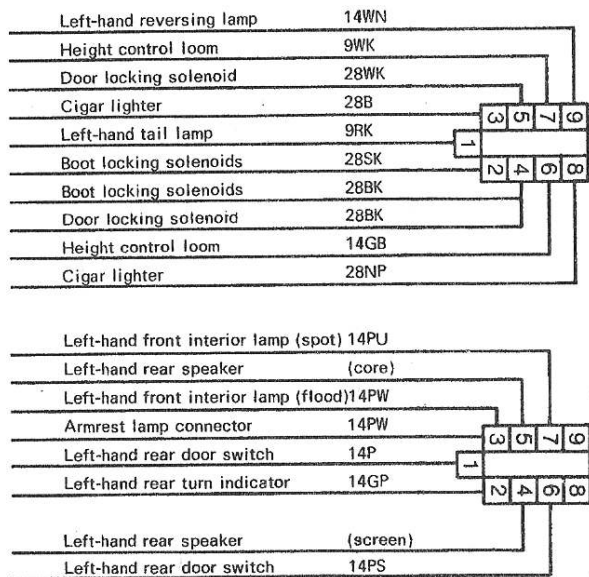
Left-hand door sockets



Saloon components



Left-hand body sockets







Socket wiring and fuseboard layout

Right-hand door and body sockets

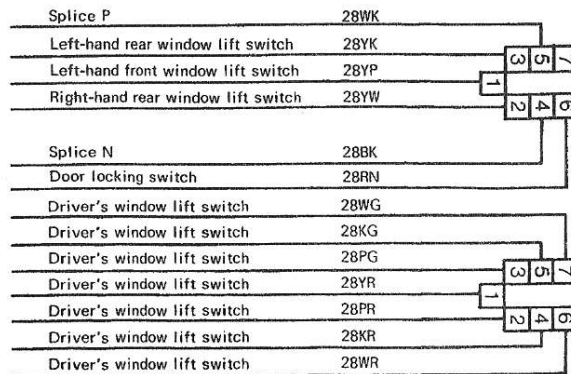

Right-hand drive cars

Fig. M108

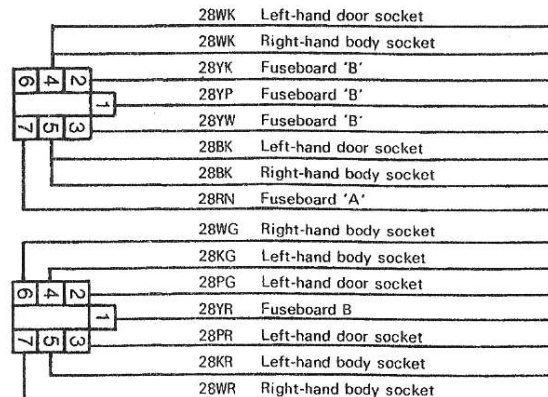

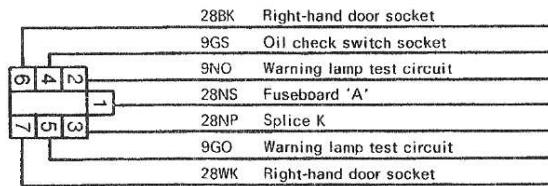
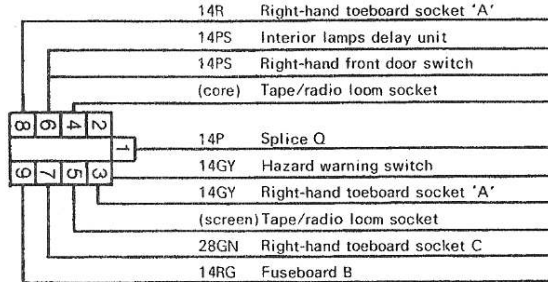
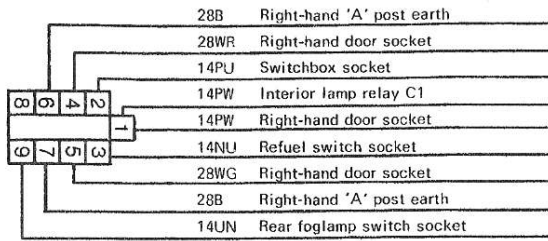
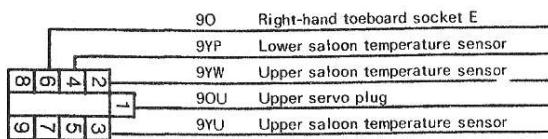
Right-hand body sockets



Right-hand door sockets



Saloon components



Socket wiring and fuseboard layout

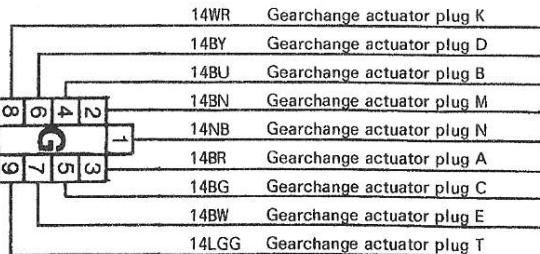
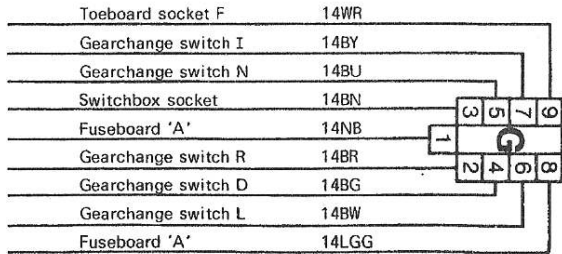
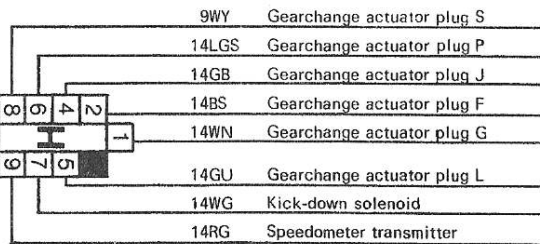
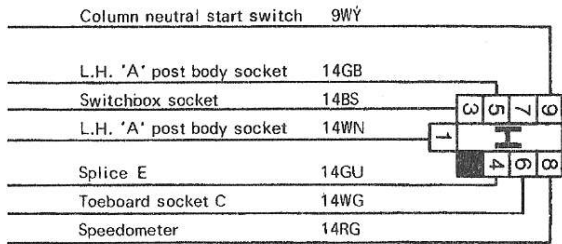
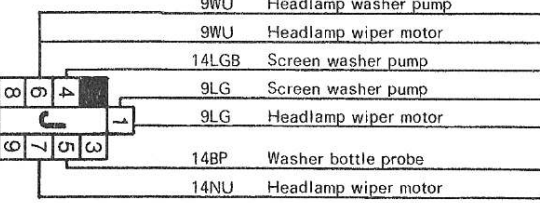
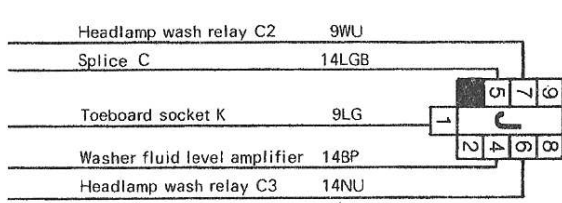
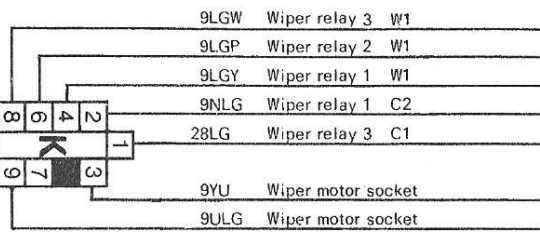
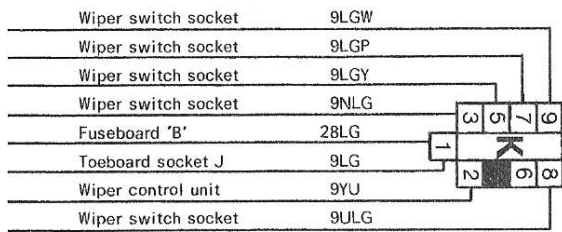

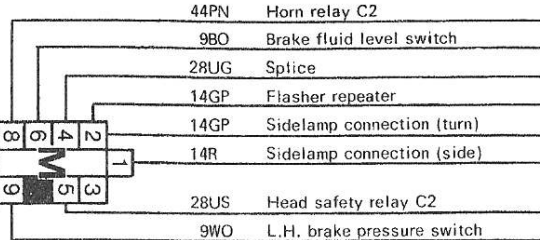
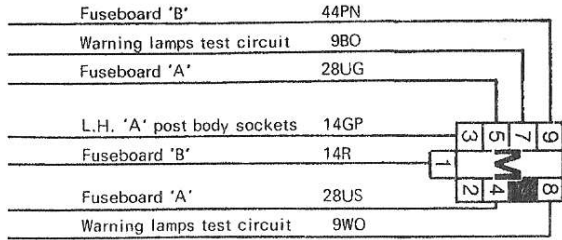
Left-hand toeboard sockets

Right-hand drive cars

Fig. M109

Saloon side

Engine side



Socket wiring and fuseboard layout

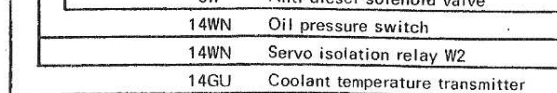
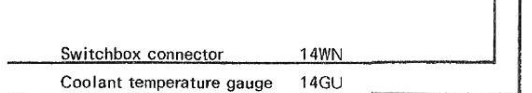
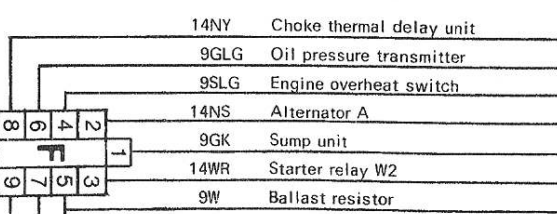
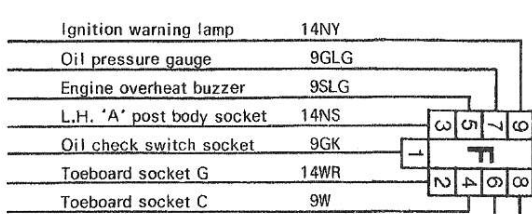
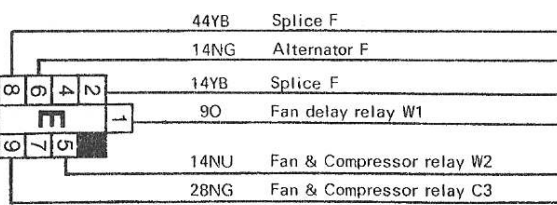
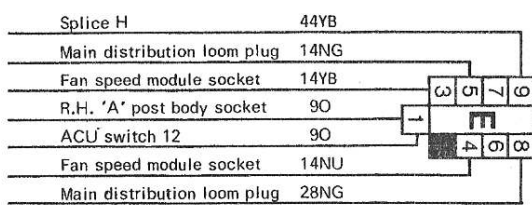
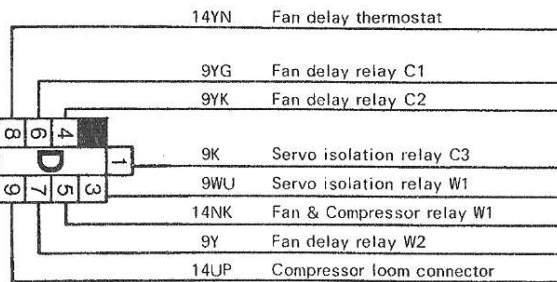

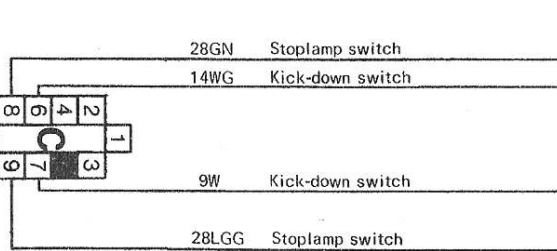
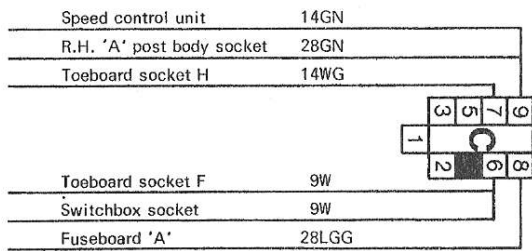
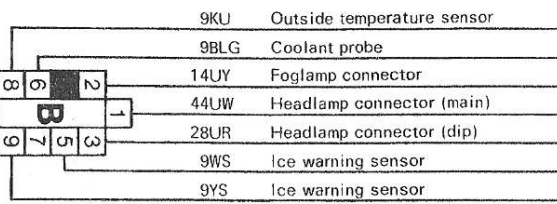
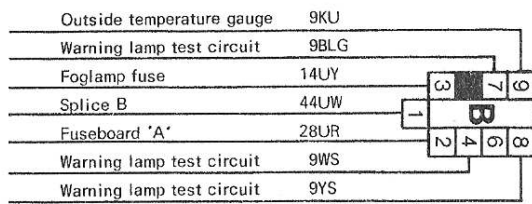
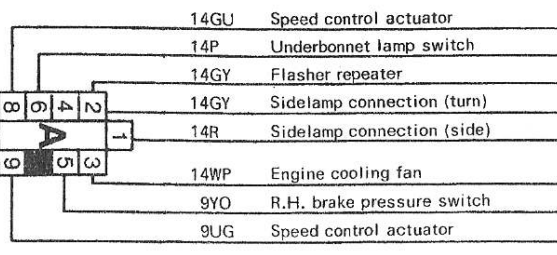
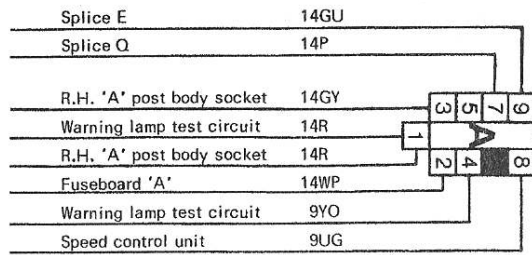
Right-hand toeboard sockets

Right-hand drive cars

Fig. M110

Saloon side

Engine side

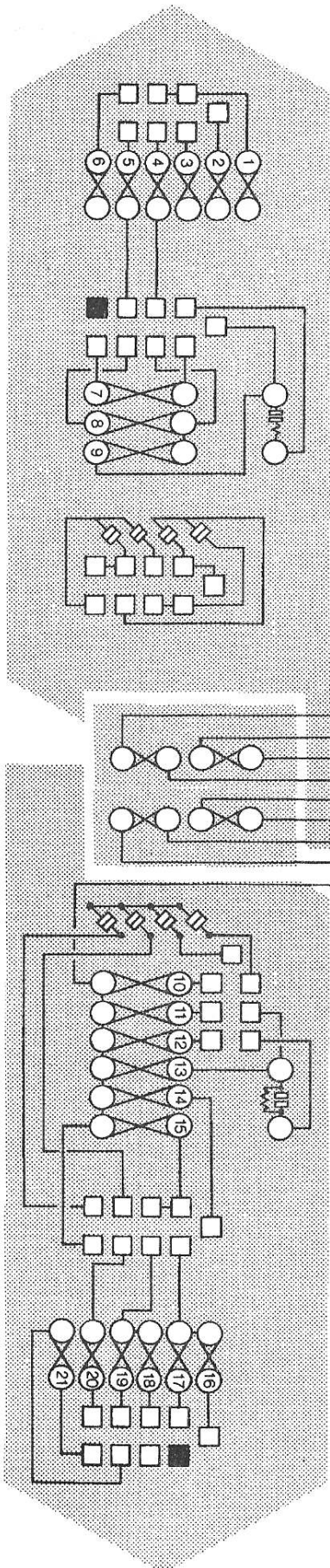


Socket wiring and fuseboard layout

Fuseboard layout

Right - hand drive cars

Fig. M111



- 14G Engine overheat buzzer
- 14G Washer fluid level amplifier
- 14G 4 in 1 instrument
- 14G Warning lamp test circuit
- 28UR Toe board socket L
- 28UR Toeboard socket B
- 14WP Toeboard socket A
- 9RN ACU loom socket
- 9W Petrol pumps relay C3
- 28LGG Toeboard socket C
- 14LGN Direction indicator switch
- 28NK Switchbox socket
- 28UK Dipswitch
- 28UG Toeboard socket M
- 28NS Right-hand body socket
- 28NK Switchbox socket
- 28NK Switchbox socket
- 14LGG Toeboard socket G
- 14NB Toeboard socket G
- 14NB Gearchange selector switch
- 14NB Switchbox socket
- 28US Toeboard socket M
- 14U Headlamp wash relay W1
- 44U Dipswitch
- 44NU Switchbox socket
- 28N Fuseboard B
- 28RN Left-hand door socket
- 28RN Right-hand door socket
- 28RN Boot unlock switch
- 14PU Rear fog lamps relay C1
- 14RY Splice S
- 14UY Toeboard socket L
- 28NU Switchbox socket
- 14RY Splice S
- 14UY Toeboard socket B
- 14PR Rear foglamps relay C3
- 14RY Splice S
- 28YR Right-hand door socket
- 28YP Right-hand door socket
- 28NR Seats loom socket
- 28NG Seats loom socket
- 28NP Splice K
- 28LGK Hazard warning switch
- 65N Ammeter shunt
- 44PN Toeboard socket M
- 14P Switchbox socket
- 28P Splice K
- 28YK Right-hand door socket
- 28YW Right-hand door socket
- 28N Fuseboard A
- 28NLG Switchbox socket
- 28NO Switchbox socket
- 14RG Right-hand body socket
- 14RB Instrument lamps relay C1
- 14R Warning lamps test circuit
- 14R Toeboard socket M
- 14GN Aerial switch
- 14GN Radio fuse
- 28LG Toeboard socket K
- 9LG Splice T
- 28NLG Switchbox socket
- 9RK Left-hand body socket
- 9GS Tape/radio loom socket
- 14GN Fuseboard B




Socket wiring and fuseboard layout

Left-hand door and body sockets

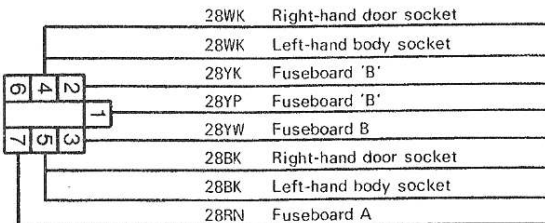
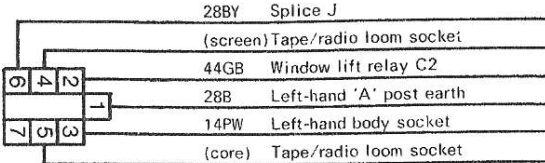
Left-hand drive cars

Fig. M112

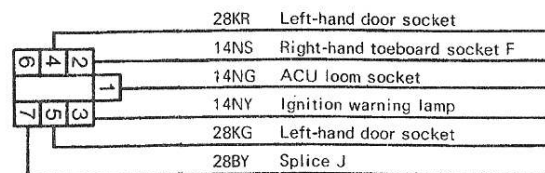

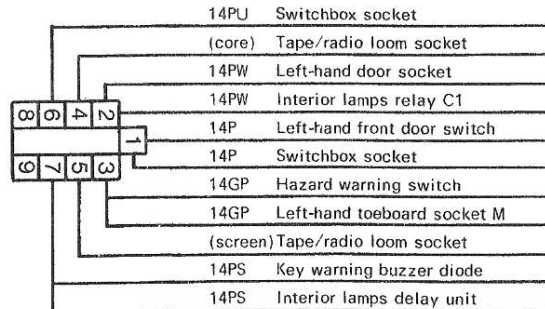

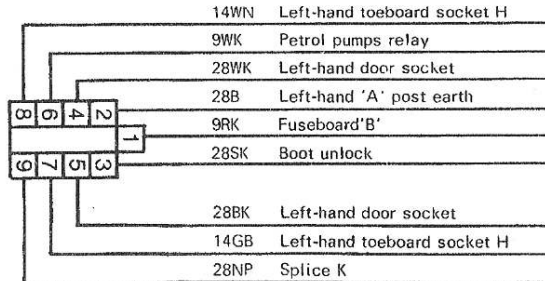
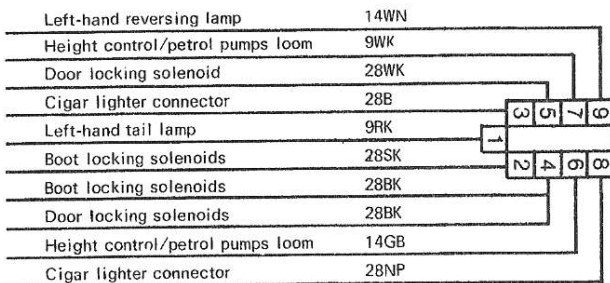
Left-hand door sockets



Saloon components



Left-hand body sockets



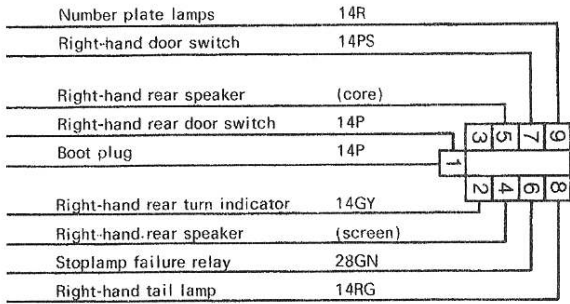
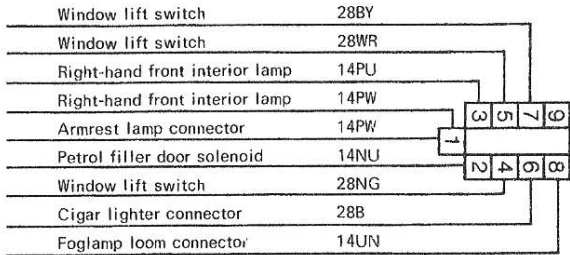

Socket wiring and fuseboard layout

Right-hand door and body sockets

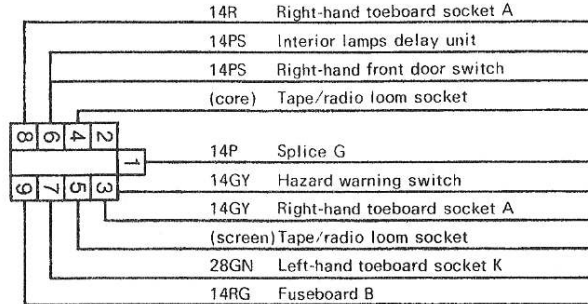
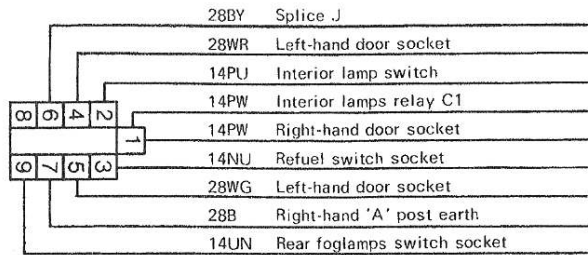

Left -hand drive cars

Fig. M113

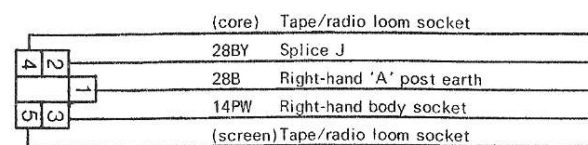
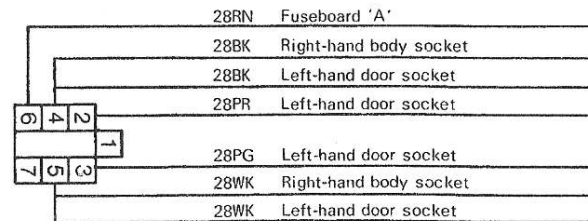
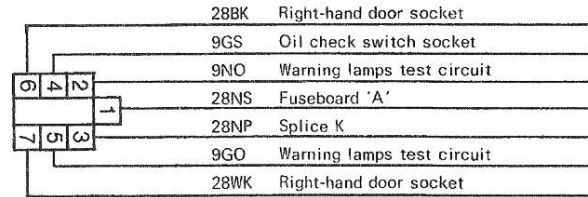

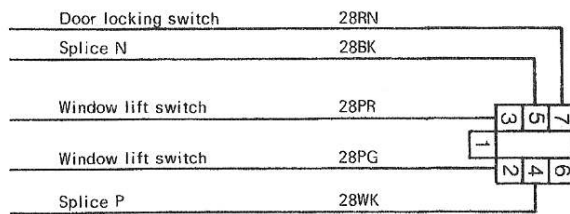
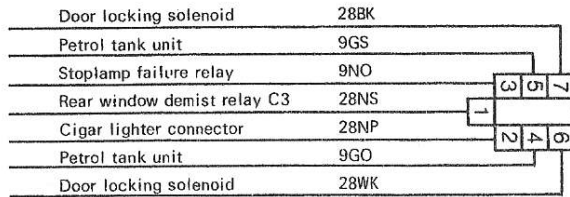
Right-hand body sockets



Saloon components



Right-hand door sockets

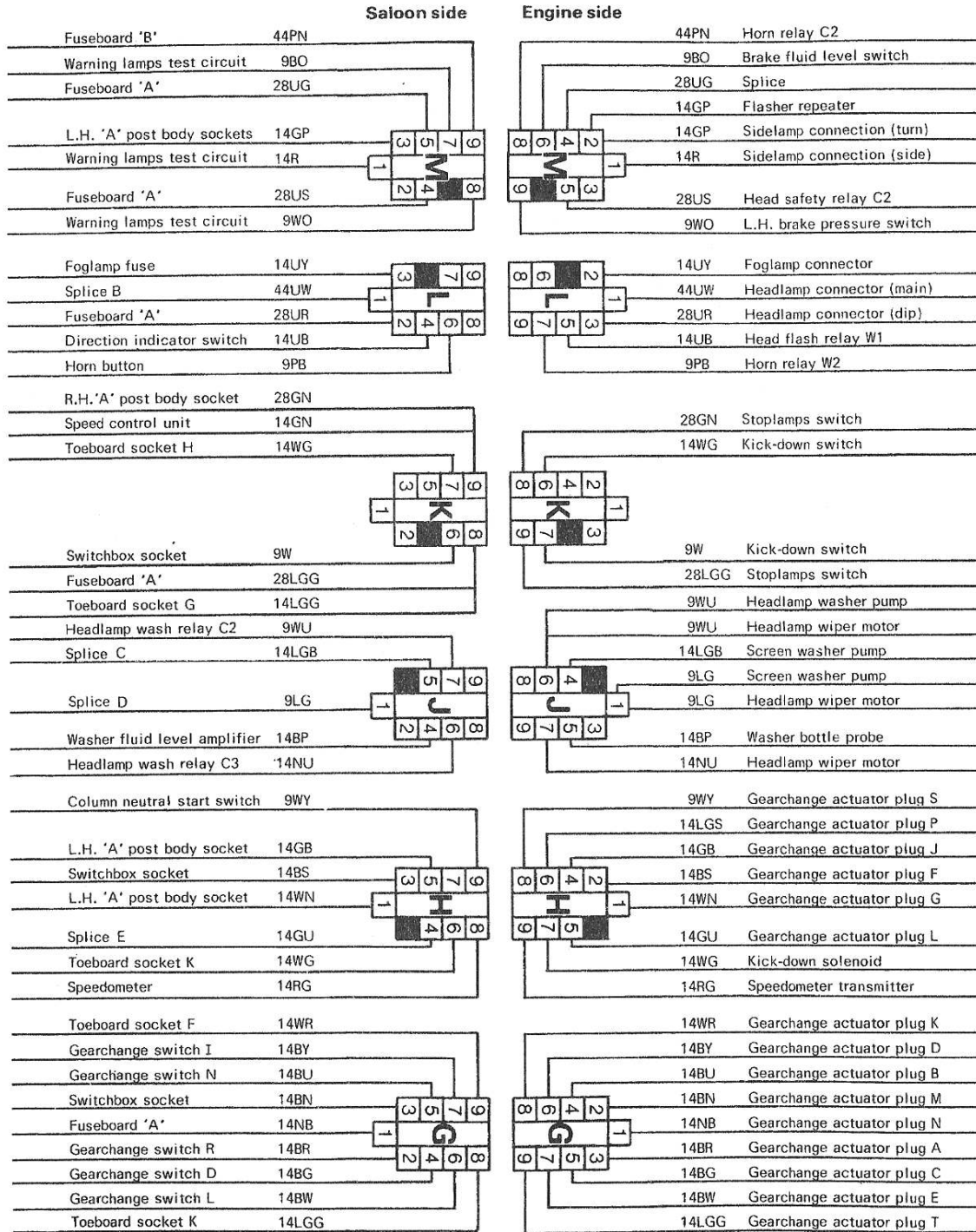


Socket wiring and fuseboard layout

Left-hand toeboard sockets

Left-hand drive cars

Fig. M114

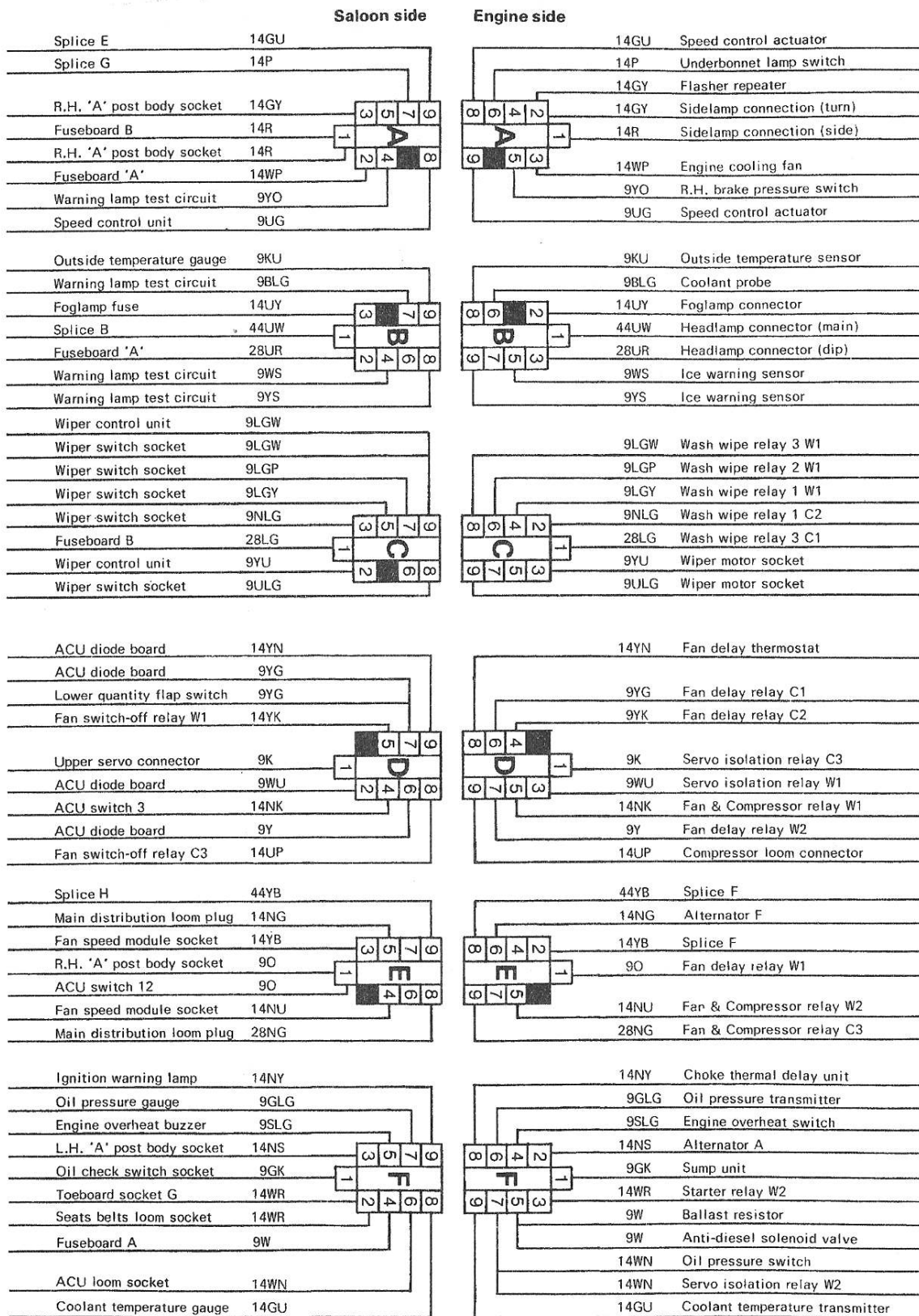


Socket wiring and fuseboard layout

Right-hand toeboard sockets

Left-hand drive cars

Fig. M115



Socket wiring and fuseboard layout

Fuseboard layout
Left-hand drive cars
Fig. M116

Section M 17

Headlamps, foglamps
and bulbs**Headlamps**

Lamp units that are marked with a '1', '1A' or '1E' on the lens are fitted to the inner lamps and lamp units marked with a '2', '2A' or '2E' are fitted to the outer lamps. Yellow lenses are fitted to cars destined for Algeria and France.

Cars destined for right-hand drive countries.

Silver Shadow II and Silver Wraith II
 Inner lamps 12v75w(or 50w) Sealed beam
 Outer lamps 12v37½/60w Sealed beam
 Camargue and Corniche
 Inner lamps 12v75w(or 50w) Sealed beam
 Outer lamps 12v37½/60w Sealed beam

Cars destined for left-hand drive countries except Belize, Canada, Sweden and U.S.A.

Inner and outer lamps 12v50w Quartz halogen bulb

Cars destined for Belize, Canada and U.S.A.

Inner lamps 12v37½w Sealed beam
 Outer lamps 12v37½/50w Sealed beam

Cars destined for Sweden

Inner and outer lamps 12v45/40w Bulb

Foglamps

Yellow lenses are fitted to the front foglamps on cars destined for Algeria and France.

Front lamps 12v55w Quartz halogen with special fitting
 Rear lamps 12v21w SCC bayonet

Bulbs

Silver Shadow II, Silver Wraith II and Corniche

Sidelamps 12v5w S.C.C. bayonet
 Side markers 12v3w Capless
 Direction indicators 12v21w S.C.C. bayonet
 Reversing lamps 12v21w S.C.C. bayonet
 Rear fog lamps 12v21w S.C.C. bayonet
 Direction indicator repeaters 12v4w M.C.C. bayonet
 Stop/tail lamps 12v21/5w S.B.C. bayonet
 Luggage compartment lamp 12v5w M.C.C. bayonet

| | | |
|---|----------|----------------------|
| Under bonnet lamp | 12v5w | Double-ended festoon |
| Number plate lamps - All countries except Canada and U.S.A. | 12v4w | M.C.C. bayonet |
| Canada and U.S.A. only | 12v5w | Double-ended festoon |
| Cubby box lamp | 12v5w | Double-ended festoon |
| Clock illumination | 12v3w | Capless |
| Outside air temperature gauge illumination | 12v2w | Bayonet |
| 4-in-1 gauge illumination | 12v3w | Capless |
| Speedometer illumination | 12v3w | Capless |
| Direction indicator warning lamps | 12v3w | Capless |
| Main beam warning lamp | 12v3w | Capless |
| Switchbox illumination | 12v1.5w | L.E.S. |
| Ignition warning lamp | 12v2w | Bayonet |
| Oil pressure warning lamp | 12v2w | Bayonet |
| Warning panel (10 bulbs) | 12v3w | Capless |
| Seat belt warning lamps | 12v3w | Capless |
| Front foglamps warning lamp | 12v2w | Bayonet |
| Rear foglamps warning lamp | 12v3w | Capless |
| Side lamps warning lamp | 12v2w | Bayonet |
| Switch illumination | 12v1.5w | L.E.S. |
| Cigar lighter illumination | 12v2.2w | M.C.C. bayonet |
| Tape access illumination | 12v1.5w | L.E.S. |
| Fuseboard illumination | 12v3w | Capless |
| Gear range indicator illumination | 14v0.56w | L.E.S. |
| Driver's roof lamps (both sections) | 12v5w | Double-ended festoon |
| Passenger's roof lamps | | |
| Front section | 12v4w | M.C.C. bayonet |
| Rear section | 12v5w | Double-ended festoon |
| Door open warning lamp | 12v3w | Capless |
| Door step lamp | 12v3w | Capless |

M17-2

| | | | | | |
|--|----------|----------------------|--------------------------------------|-------|----------------------|
| Camargue | | | Passenger's roof lamp - rear section | 12v5w | Double-ended festoon |
| Front direction indicators (except Italy) | 12v21w | S.C.C. bayonet | Door mounted step lamp | 12v3w | Capless |
| Front direction indicator/side lamps (Italy) | 12v21/5w | S.B.C. bayonet | Door open warning lamp | 12v3w | Capless |
| Rear direction indicators | 12v21w | S.C.C. bayonet | | | |
| Side lamps (except Italy) | 12v5w | S.C.C. bayonet | | | |
| Side markers - front | 12v3w | Capless | | | |
| Side markers - rear | 12v4w | M.C.C. bayonet | | | |
| Direction indicator repeaters | 12v5w | Capless | | | |
| Cornering lamps | 12v21w | S.C.C. bayonet | | | |
| Tail lamps | 12v5w | S.C.C. bayonet | | | |
| Stop lamps | 12v21w | S.C.C. bayonet | | | |
| Number plate lamps | 12v5w | Double-ended festoon | | | |
| Reversing lamp | 12v21w | S.C.C. bayonet | | | |
| Luggage compartment lamp | 12v5w | Double-ended festoon | | | |
| Under bonnet lamp | 12v5w | Double-ended festoon | | | |
| Ammeter illumination | 12v3w | Capless | | | |
| Clock illumination | 12v3w | Capless | | | |
| Cubby box lamp | 12v5w | Double-ended festoon | | | |
| Fog lamps warning lamp | 12v2w | Bayonet | | | |
| Fuel gauge illumination | 12v3w | Capless | | | |
| Fuseboard illumination | 12v3w | Capless | | | |
| Hazard warning lamp | 14v0.56w | L.E.S. screw | | | |
| Air temperature gauge illumination | 12v2w | Bayonet | | | |
| Speedometer illumination | 12v3w | Capless | | | |
| Direction indicator warning lamps | 12v3w | Capless | | | |
| Main beam warning lamp | 12v3w | Capless | | | |
| Side lamps warning lamp (Italy) | 12v2w | Bayonet | | | |
| Switch illumination | 12v1.5w | L.E.S. screw | | | |
| Switchbox illumination | 12v1.5w | L.E.S. screw | | | |
| Ignition warning lamp | 12v2w | Bayonet | | | |
| Oil pressure warning lamp | 12v2w | Bayonet | | | |
| Warning panel bulbs (12off) | 12v3w | Capless | | | |
| Gear range indicator illumination | 14v0.56w | L.E.S. screw | | | |
| Cigar lighter illumination | 12v2.2w | M.C.C. bayonet | | | |
| Driver's roof lamp - both sections | 12v5w | M.C.C. bayonet | | | |
| Passenger's roof lamp - front section | 12v4w | M.C.C. bayonet | | | |