

REC'D 10

CHAPTER 4 . . . TOOLS

CONTENTS

The tools listed in this chapter are recommended for the efficient servicing and overhaul of the Automatic Gearbox. With the exception of those items detailed for local manufacture, all tools can be supplied by :—

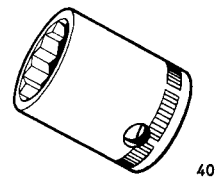
ROLLS-ROYCE LIMITED,
Service Station,
Hythe Road,
Willesden,
LONDON, N.W. 10.

For the convenience of overseas servicing stations, part numbers of similar tools of American manufacture are also given and can be obtained from :—

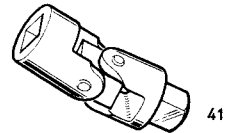
KENT-MOORE ORGANIZATION, INC.
General Motors Building,
Detroit, 2,
MICHIGAN.

GENERAL TOOLS

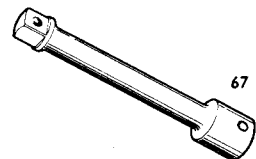
	PART No.
Sockets	Rolls-Royce, Ltd.
$\frac{7}{16}$ in. A.F. or $\frac{1}{4}$ in. U.N.F.	466926
$\frac{1}{2}$ in. A.F. or $\frac{5}{16}$ in. U.N.F.	466927
$\frac{9}{16}$ in. A.F. or $\frac{3}{8}$ in. U.N.F.	466928
$\frac{5}{8}$ in. A.F. or $\frac{7}{16}$ in. U.N.F.	466929
$\frac{3}{4}$ in. A.F. or $\frac{1}{2}$ in. U.N.F.	466931
$1\frac{3}{8}$ in. A.F. or 1 in. U.N.S.	STD.465170
$1\frac{1}{2}$ in. A.F. or 1 in. U.N.S.	466938
$1\frac{7}{16}$ in. A.F. or $1\frac{1}{4}$ in. U.N.S.	466936



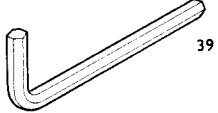
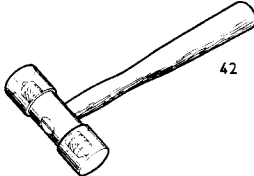
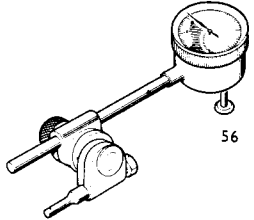
Universal Drive 464851



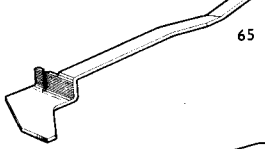

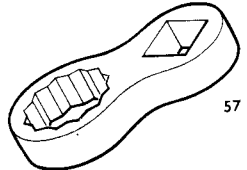
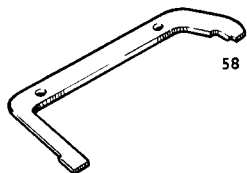
Extension 3 in. 466944



GENERAL TOOLS

	PART No.	
Allen Keys $\frac{3}{16}$ in. $\frac{7}{32}$ in.	— —	 39
Hammer Plastic tipped	464795	 42
Dial Indicator set	—	 56

SPECIAL TOOLS

		PART No.		
	ROLLS-ROYCE	KENT	MOORE	
CONTROLS Throttle Linkage gauges	24918/G1001 24918/G1002	— —		 65  66
BANDS Crowfoot socket, $\frac{1}{2}$ in. U.N.F. for band adjusters	466908	—		 57
Rear band setting gauge	23789/G.1002	J.5071		 58

I.S.D. 4/1 PROD. NO. 2/115 CHAR. 4

SPECIAL TOOLS


Front band setting gauge

Taper thread
(early gearboxes)

23789/G.1003

*

J.1693-A



Parallel thread
(later gearboxes)

27647/G.1002

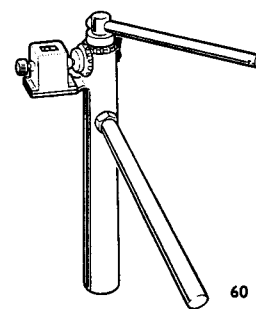
*

—

Band adjuster for
external adjustment
with gearbox in car

Std. 6005

J.2681-A

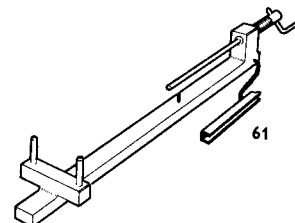


SERVOS

Rear servo spring
compressor

Std. 6012

J.4415



GOVERNOR

Sleeve alignment
gauge. Std. size

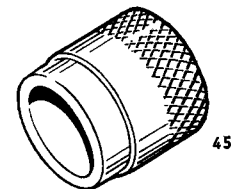
27647/G.1001

J.4731

0.004 in. undersize

Std. 6001


—



Piston ring assembly
sleeve

25937/T 1002 - 5

—




* Amended October 1957

SPECIAL TOOLS

FRONT PUMP

Torque spanner adapter 26225/T1002

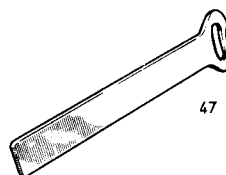
—



Holding tool

Std. 6007 or
26225/F1002

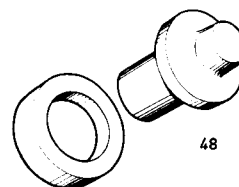
J.2184-A



Front cover seal
installing tool

Std. 6008 or
25863/F1001

J.1776

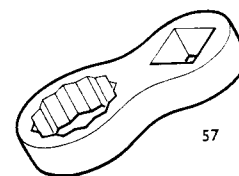


REVERSE DRIVE FLANGE

Crowfoot socket
 $\frac{5}{16}$ in. U.N.F.

466904

—

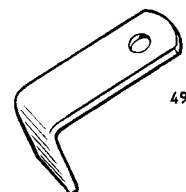


REAR CLUTCH

Hub retainer

23789/T.1001

J.2174

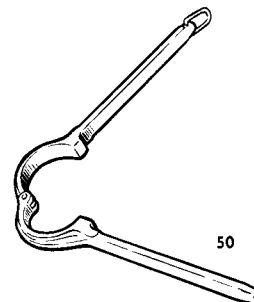


OIL DELIVERY SLEEVE

Ring compressing
tool

Std. 6004

J.1537

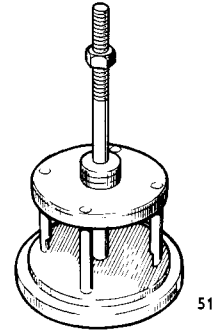


SPECIAL TOOLS

REVERSE CLUTCH
Spring compressing
tool

23789/F.1002

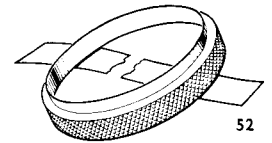
J.4670



Piston to drum
installing tool

23789/F.1004

J.4752

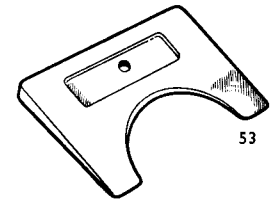


DRUMS

Front drum spacer

Std. 6010

J.2173

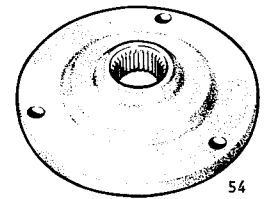


SHAFTS

Intermediate shaft
holding fixture

Std. 6000


J.2187



Sleeve for checking
mainshaft end float

23789/T.1005

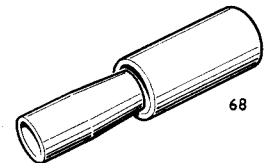
J.2587



Mainshaft spring
ring assembly punch

27647/F.1004

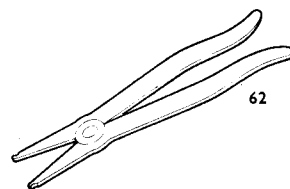
—



SPECIAL TOOLS

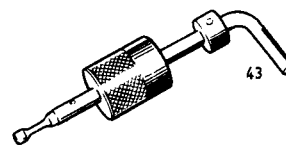
SHAFTS

Spring ring pliers 23789/T.1002 KMO630



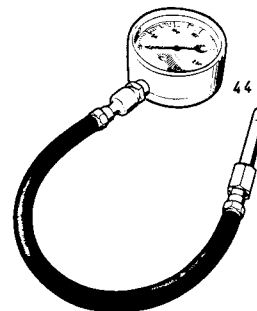
CASING

Exhaust valve
extractor (1952 only) Std. 6003 J.5177

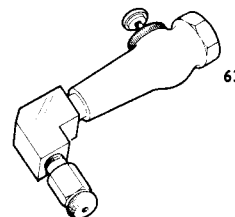


PRESSURE CHECKS


Pressure gauge Std. 6009 with
adapter Std. 6015
(early cars) J.2540-A
Std. 6014 (later
cars) —



Air checking adapter R.5280 J.4353

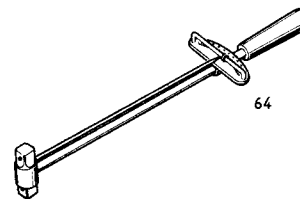


Square spanner
for pressure take-off 465310 —



TORQUE TIGHTENING

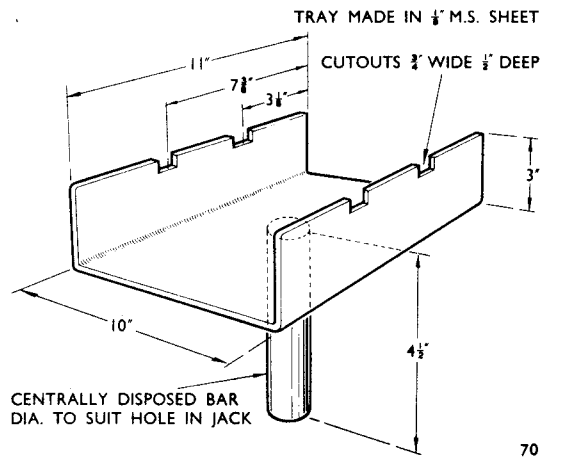
Spanner 0 to 50 lb. ft. 466865 —



SPECIAL TOOLS

GEARBOX REMOVAL
Cradle for fitting
to trolley jack

Local manufacture
(Mild steel)



Gearbox bench
stand

Local manufacture
(Wood)

