

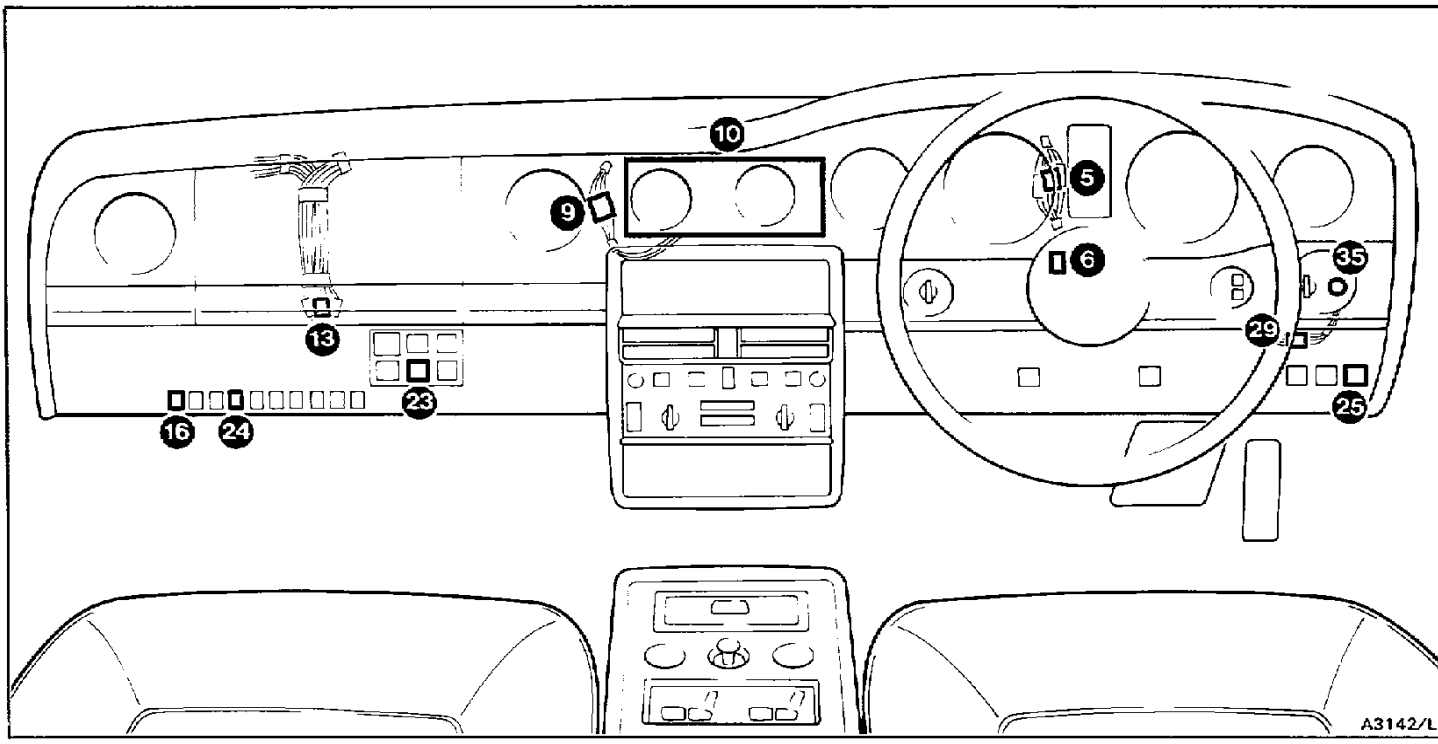
Starting system (Key to 8-3)

Component Locations

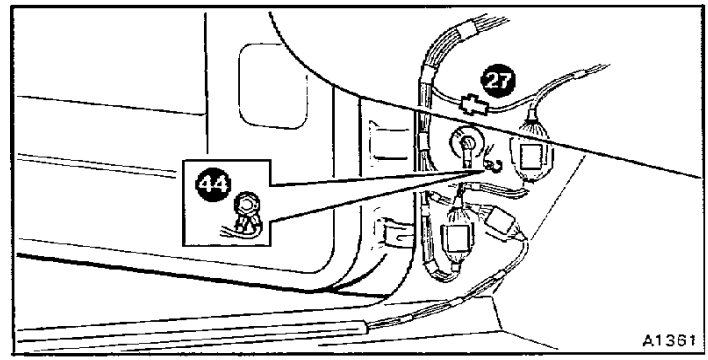
- 1) Splice 198
- 2) Valance loom to engine loom plug and socket 18-way - right-hand side
- 3) Starter motor inhibit relay diode
- 4) Starter motor inhibit relay capacitor
- 5) Steering column plug and socket 12-way
- 6) Neutral start micro-switch - steering column
- 7) Main loom to valance loom plug and socket 24-way - right-hand 'A' post
- 8) Starter motor inhibit relay
- 9) Anti-theft alarm electronic control unit plug and socket 18-way
- 10) Anti-theft alarm electronic control unit - when fitted
- 11) Alternator
- 12) Splice 193
- 13) Gearchange actuator plug and socket 6-way - red
- 14) Neutral start micro-switch - gearchange actuator
- 15) Fusible link - at alternator
- 16) Air conditioning unit control relay
- 17) Splice 27. Right-hand drive cars Splice 56. Left-hand drive cars
- 18) Engine compartment earth point - right-hand valance
- 19) Valance loom to engine loom 60 amp connector - left-hand side
- 20) Splice 197
- 21) Splice 173. Four door cars Splice 184. Two door cars
- 22) Valance loom to engine loom plug and socket 5-way - right-hand side
- 23) Ignition relay 1
- 24) Cranking interlock relay
- 25) Start relay
- 26) Valance loom to engine loom 60 amp connector - right-hand side
- 27) Main loom to valance loom 60 amp connector - left-hand 'A' post
- 28) Main loom to valance loom plug and socket 9-way - right-hand 'A' post
- 29) Switchbox plug and socket 18-way
- 30) Splice 32. Right-hand drive cars Splice 84. Left-hand drive cars
- 31) Main loom to valance loom 60 amp connector - right-hand 'A' post
- 32) Splice 9. Right-hand drive cars Splice 45. Left-hand drive cars
- 33) Splice 19. Right-hand drive cars Splice 67. Left-hand drive cars
- 34) Splice 10. Right-hand drive cars Splice 81. Left-hand drive cars
- 35) Ignition switch - switchbox
- 36) Main loom to body loom plug and socket 9-way - right-hand 'A' post
- 37) Splice 1. Right-hand drive cars Splice 80. Left-hand drive cars
- 38) Starter switch - switchbox
- 39) Splice 33. Right-hand drive cars Splice 77. Left-hand drive cars
- 40) Starter motor relay
- 41) Fuseboard F1, fuse B4, 20 amp
- 42) Fuseboard F1, fuse A4, 4 amp
- 43) Memories fuse, 20 amp - located in the luggage compartment
- 44) 'A' post earth points
- 45) Starter motor
- 46) Battery master switch. Cars other than those conforming to a West German specification
- 47) Battery
- 48) Battery earth point
- 49) Splice 264

Note:
.
Denotes link cable on cars other than those fitted with an anti-theft alarm system

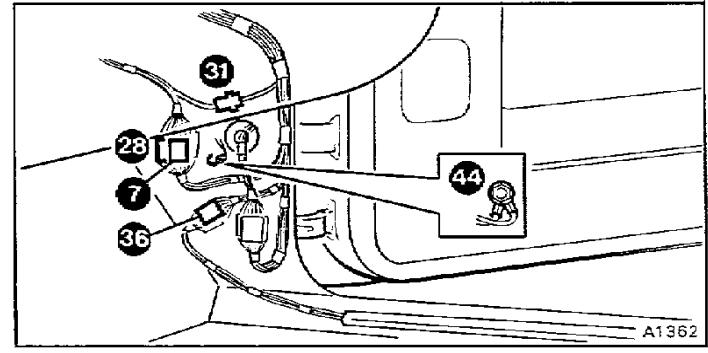
Note:
.
Alternative cable route on Two door cars



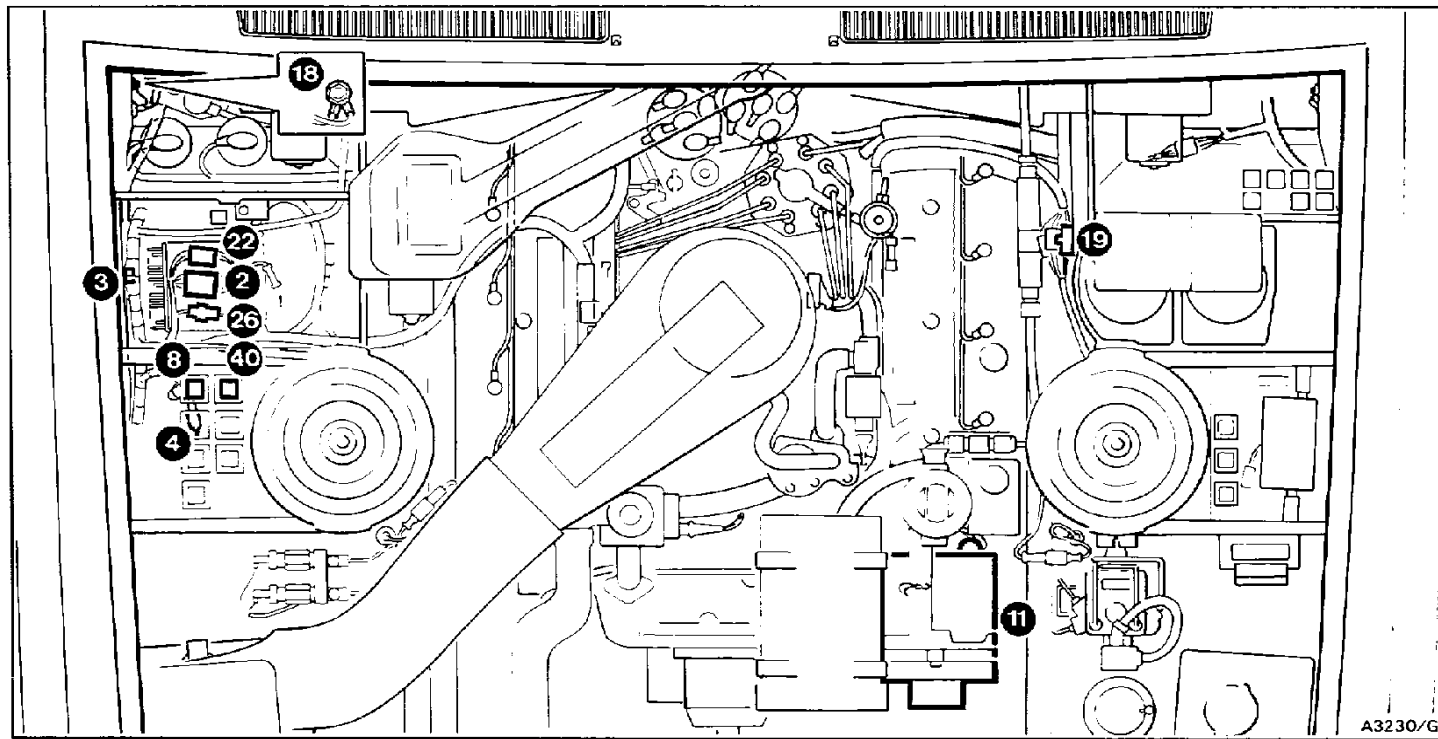
A3142/L



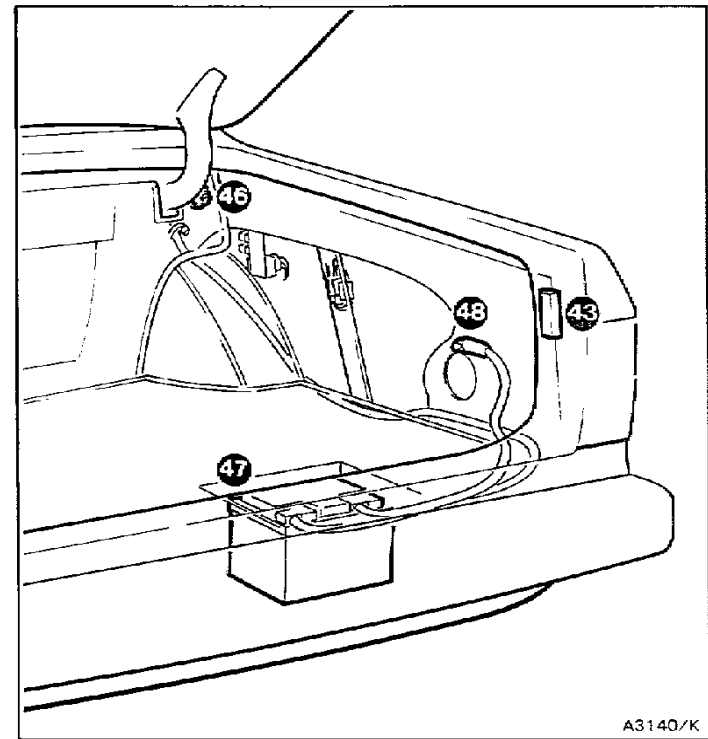
A1361




A1362



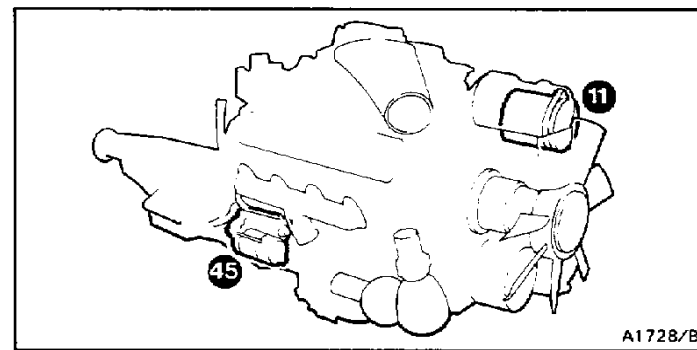
A3230/G




A3140/K



A3231/D



A1728/B



A3182/B

