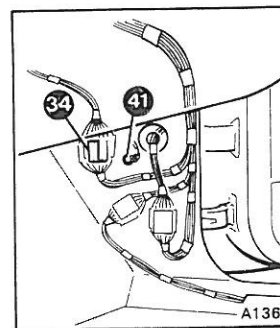

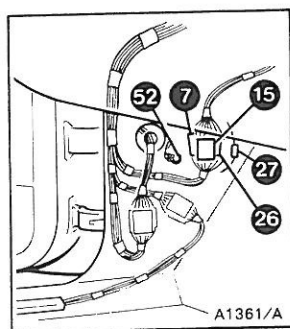
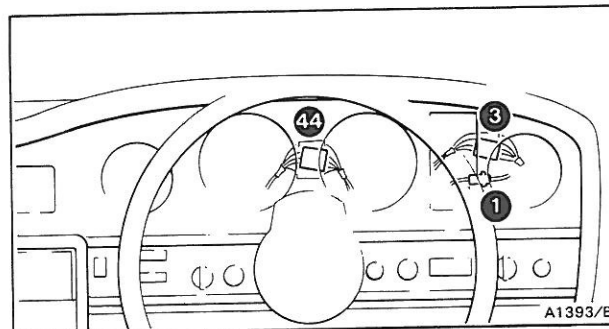
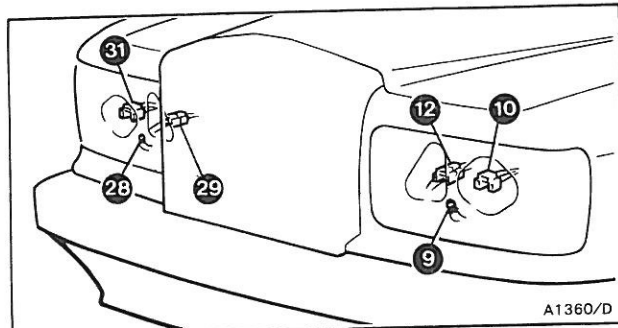
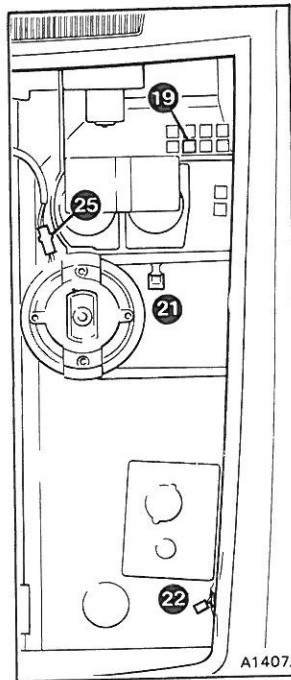




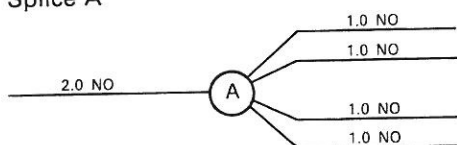
Headlamps

Contents	Specific application	Pages							
		Rolls-Royce			Bentley		Mulsanne	Mulsanne S	Turbo R
Silver Spirit	Silver Spur	Corniche / Corniche II	Eight						
Headlamps									
Component location	Right-hand drive cars other than those fitted with Dim/dip facility	10-2	10-2	10-8	10-2	10-2	10-2	10-2	10-8
Wiring diagram		10-3	10-3	10-9	10-3	10-3	10-3	10-3	10-9
Component location	Right-hand drive cars fitted with Dim/dip facility	10-6	10-6	10-8	10-6	10-6	10-6	10-6	10-8
Wiring diagram		10-7	10-7	10-9	10-7	10-7	10-7	10-7	10-9
Component location	Left-hand drive cars <i>other than those conforming to a North American specification</i>	10-4	10-4	10-10	10-4	10-4	10-4	10-4	10-10
Wiring diagram		10-5	10-5	10-11	10-5	10-5	10-5	10-5	10-11
Component location	<i>Cars conforming to a North American specification</i>	10-4	10-4	10-12	10-4	10-4	10-4	—	10-12
Wiring diagram		10-5	10-5	10-13	10-5	10-5	10-5	—	10-13

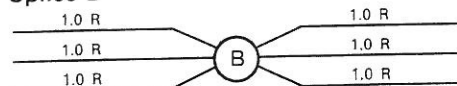


Key to 10-3

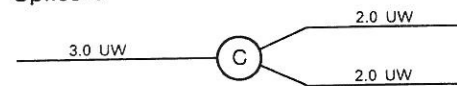
- 1 Switchbox connection
- 2 Lighting switch (side/position lamps)
- 3 Switchbox plug and socket 5-way
- 4 Splice A



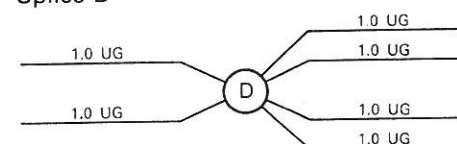
- 5 Fuseboard F1, fuse C3, 10 Amp
- 6 Splice B



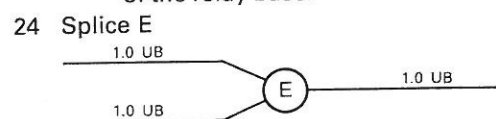
- 7 Left-hand main to valance loom plug and socket 9-way
- 8 Left-hand front side/position lamp
- 9 Left-hand front earth point (engine compartment)
- 10 Left-hand outer headlamp plug and socket 3-way
- 11 Left-hand outer headlamp
- 12 Left-hand inner headlamp plug and socket 2-way
- 13 Left-hand inner headlamp
- 14 Splice C



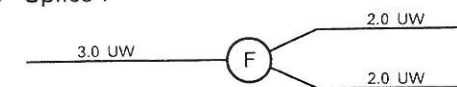
- 15 Left-hand main to valance loom plug and socket 7-way
- 16 Fuseboard F1, fuse C4, 10 Amp
- 17 Warning lamps dimming relay
- 18 Fuseboard F2, fuse A3, 20 Amp
- 19 Headlamps flash relay
- 20 Splice D



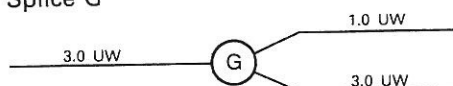
- 21 Headlamps sequencing relay
 - 22 Left-hand valance socket 3-way
 - 23 Headlamps relay 2 base — link cable
- Note** Link cable may not be fitted, in which case the 2.0 blue/pink cable and 1.0 blue/slate cables are connected together at terminal 2 of the relay base.



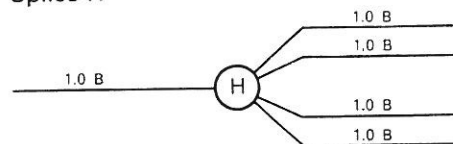
- 25 Left-hand valance to engine loom connector 60 Amp
- 26 Left-hand main to valance loom plug and socket 12-way
- 27 Left-hand main to valance loom connection
- 28 Right-hand front earth point (engine compartment)
- 29 Right-hand inner headlamp plug and socket 2-way
- 30 Right-hand inner headlamp
- 31 Right-hand outer headlamp plug and socket 3-way
- 32 Right-hand outer headlamp
- 33 Splice F



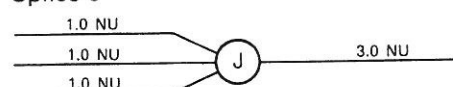
- 34 Right-hand main to valance loom plug and socket 3-way
- 35 Splice G



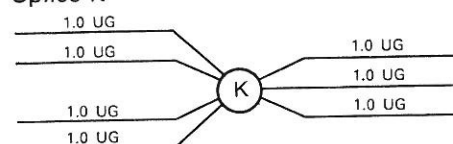
- 36 Headlamps main beam warning lamp
- 37 Lighting switch (headlamps)
- 38 Fuseboard F2, fuse A2, 20 Amp
- 39 Fuseboard F1, fuse C5, 10 Amp
- 40 Splice H



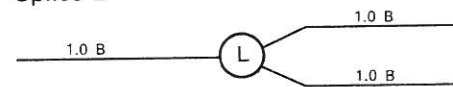
- 41 Right-hand 'A' post earth point
- 42 Splice J



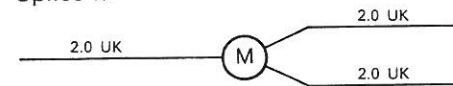
- 43 Splice K



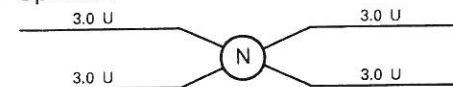
- 44 Steering column plug and socket 7-way
- 45 Dip/headlamp flash switch
- 46 Splice L



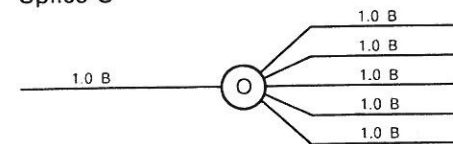
- 47 Fuseboard F1, fuse B2, 10 Amp
- 48 Splice M



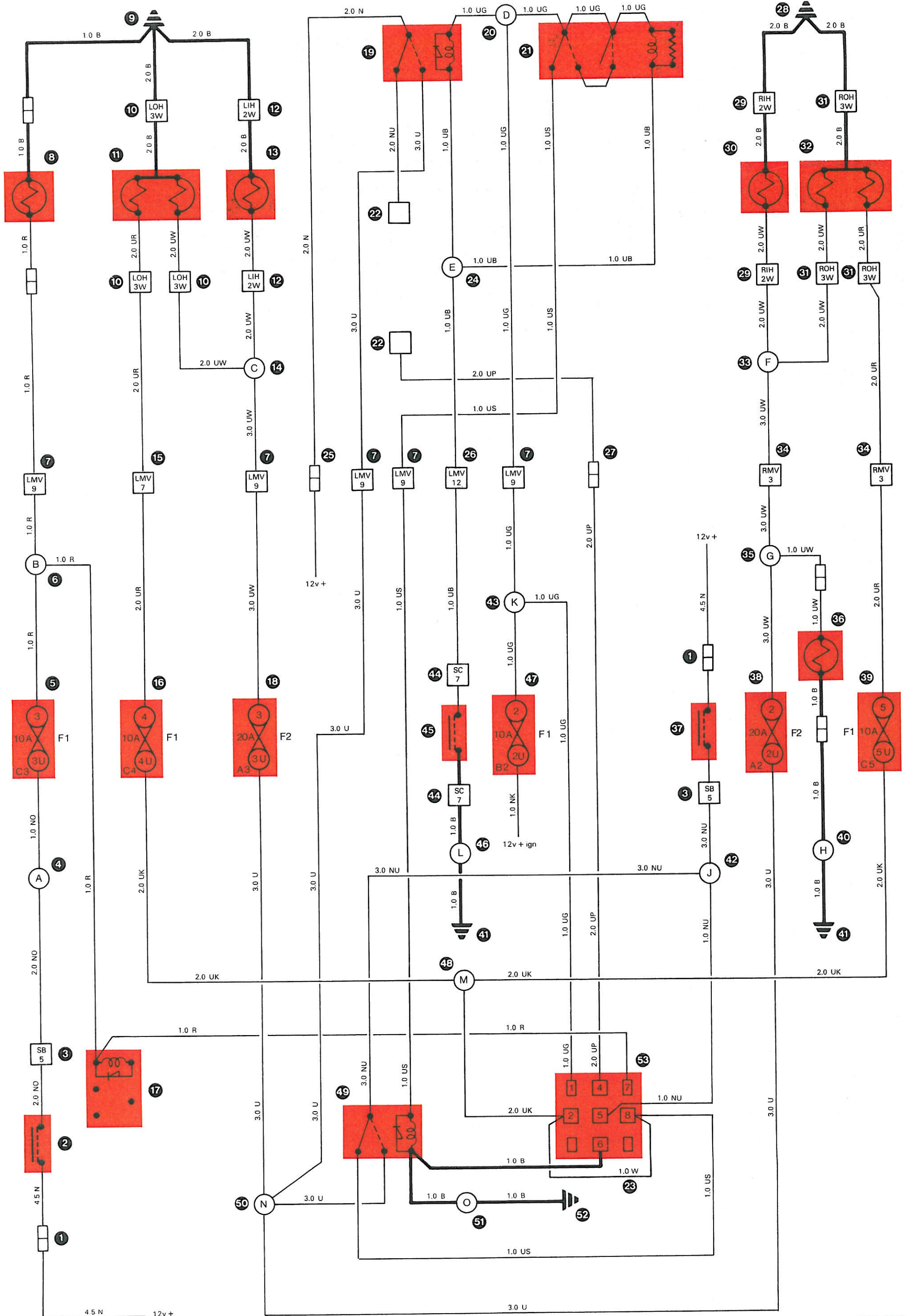
- 49 Headlamps relay 1
- 50 Splice N

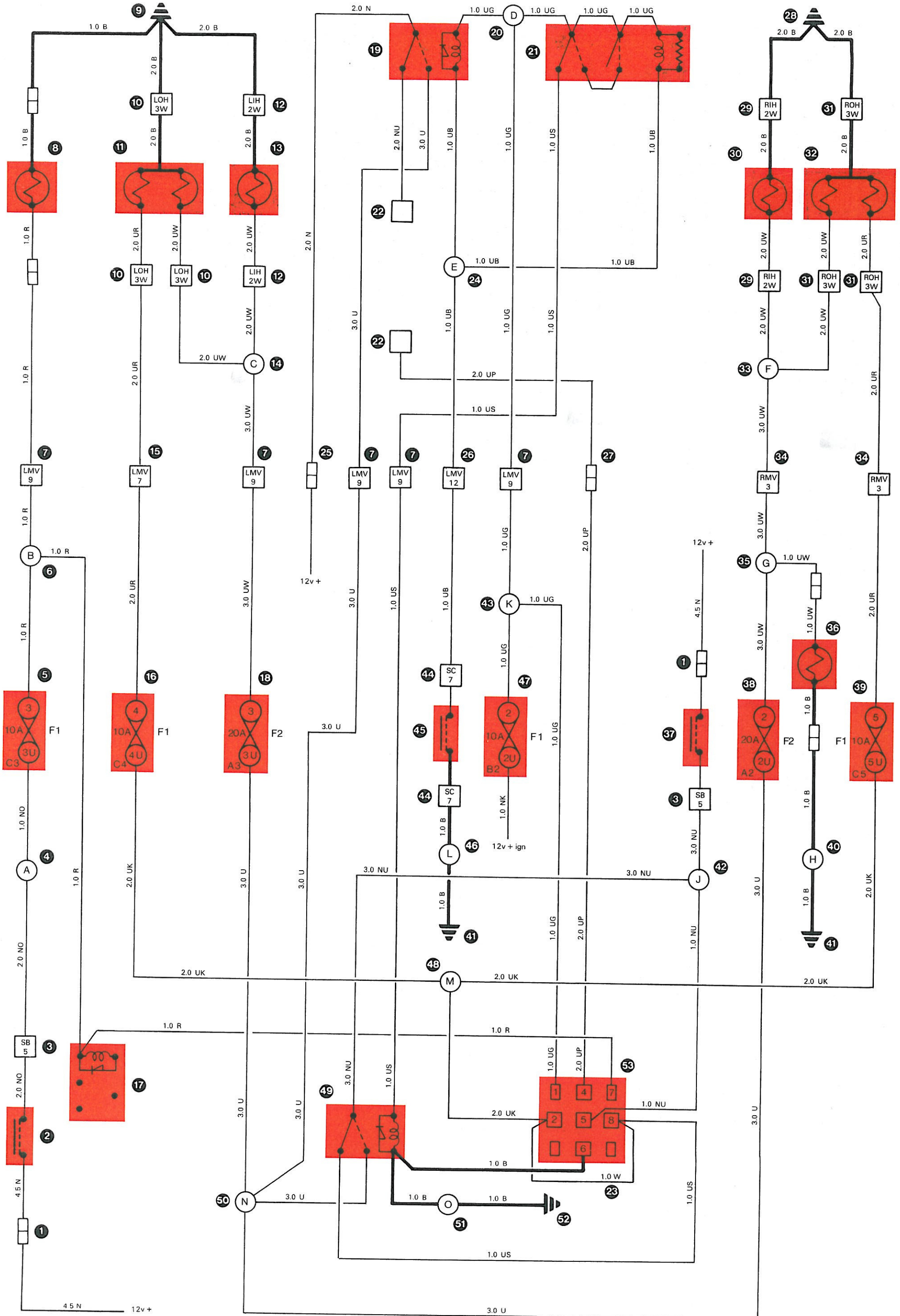


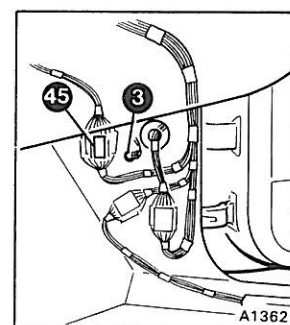
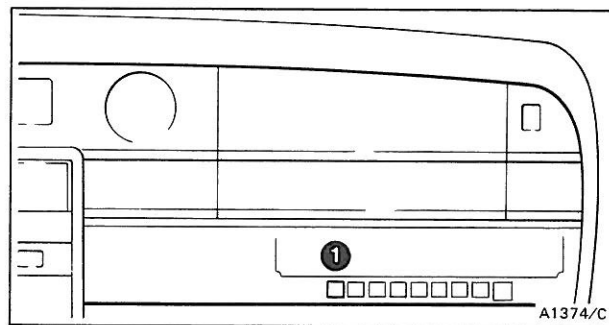
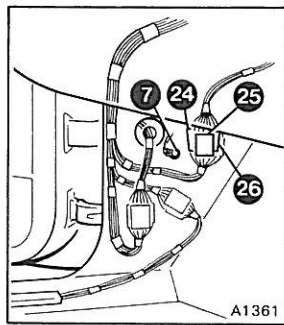
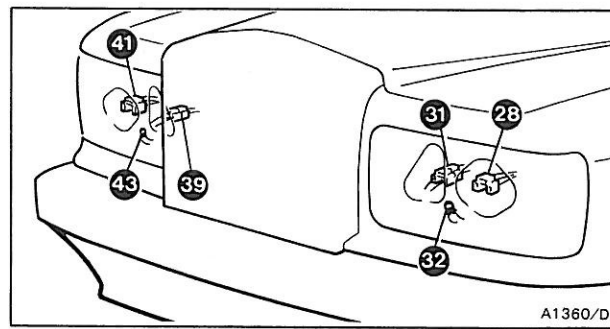
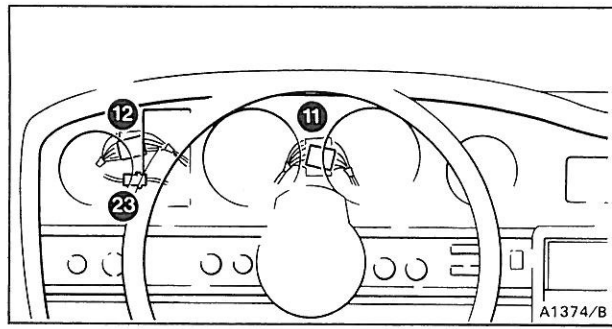
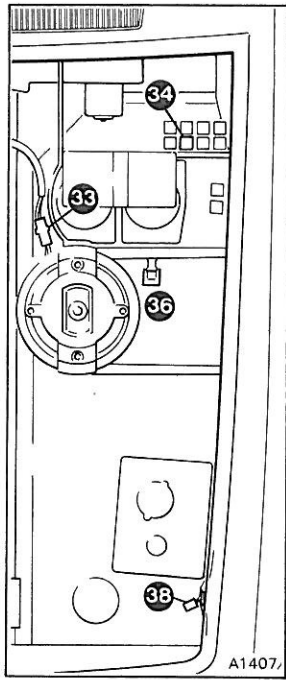
- 51 Splice O



- 52 Left-hand 'A' post earth point
- 53 Headlamps relay 2 base



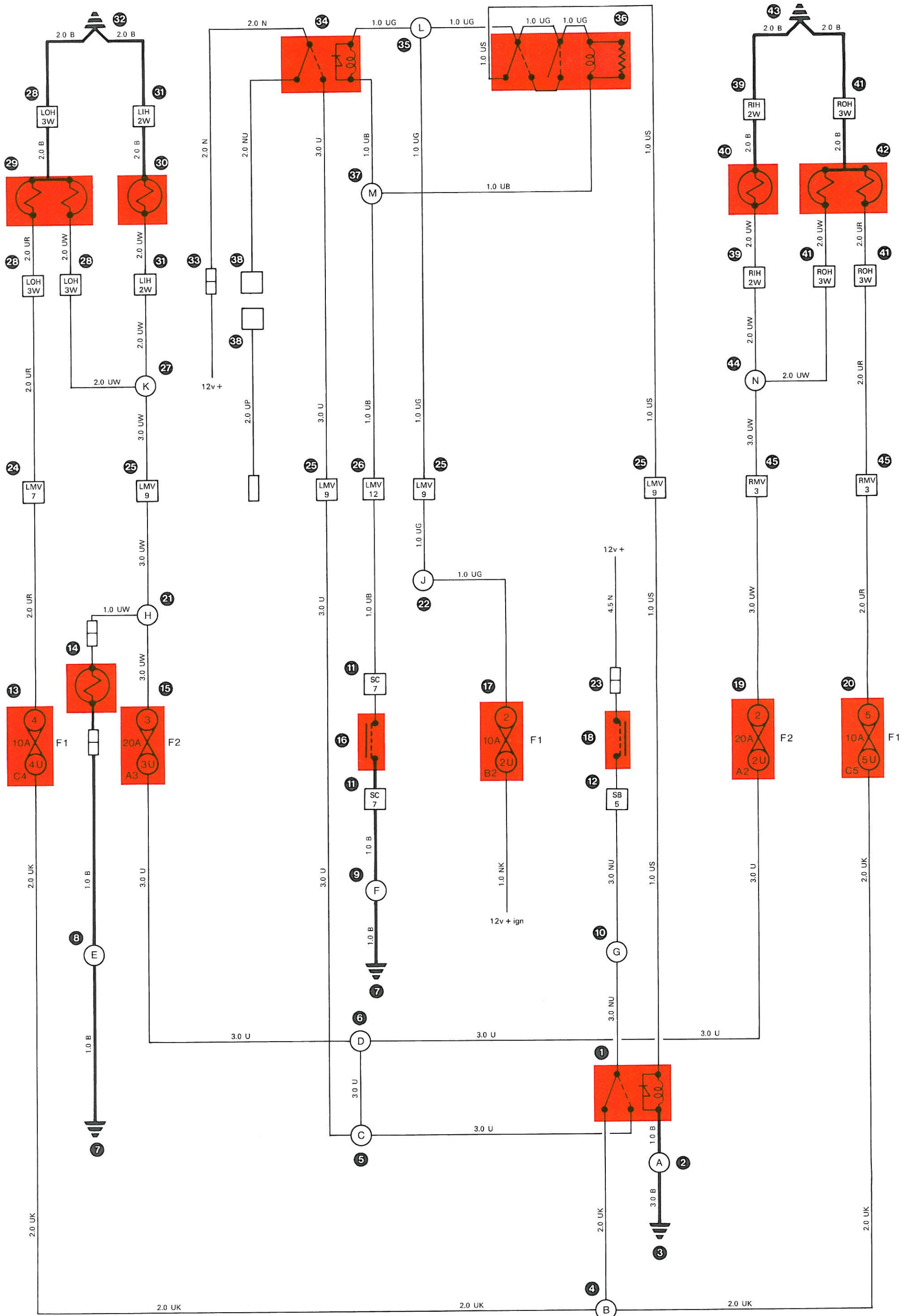


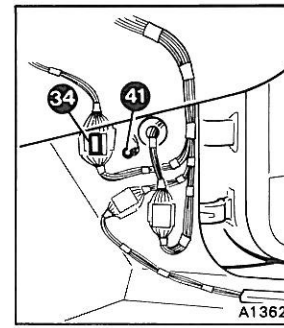
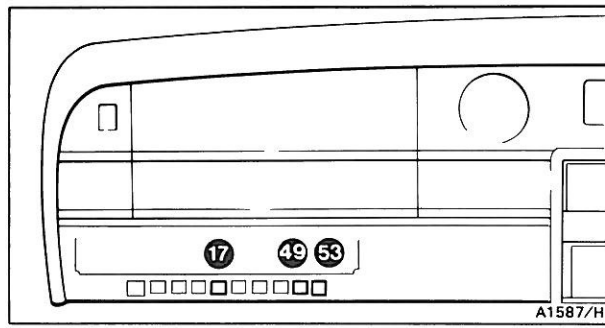
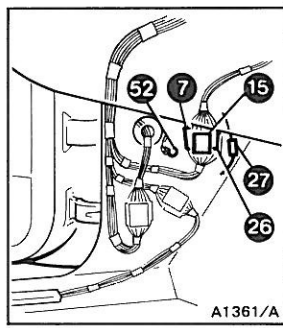
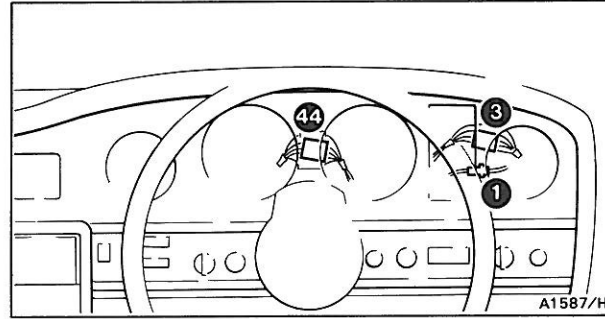
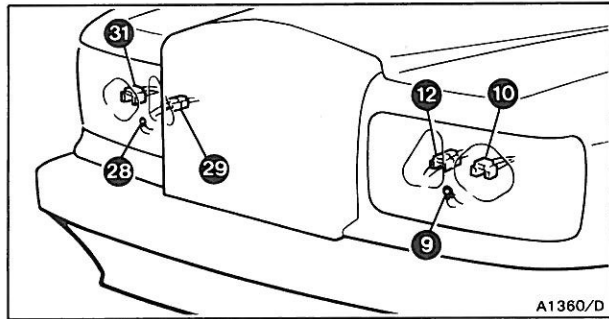
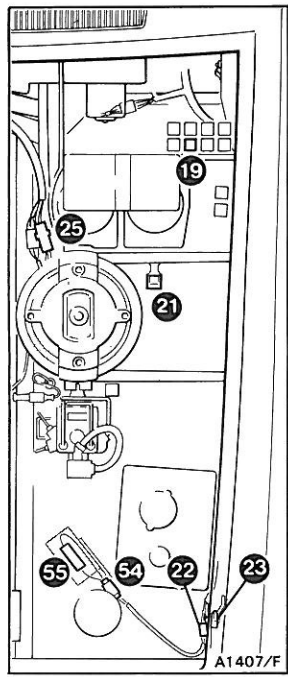


Key to 10-5

- 1 Headlamps relay
- 2 Splice A
 - 1.0 B
 - 1.0 B
 - 1.0 B
 - 1.0 B
 - 1.0 B
- 3 Right-hand 'A' post earth point
- 4 Splice B
 - 2.0 UK
 - 2.0 UK
- 5 Splice C
 - 3.0 U
 - 3.0 U
 - 3.0 U
- 6 Splice D
 - 3.0 U
 - 3.0 U
 - 3.0 U
- 7 Left-hand 'A' post earth point
- 8 Splice E
 - 1.0 B
 - 1.0 B
 - 1.0 B
 - 1.0 B
- 9 Splice F
 - 1.0 B
 - 1.0 B
 - 1.0 B
- 10 Splice G
 - 3.0 NU
 - 1.0 NU
 - 3.0 NU
- 11 Steering column plug and socket 7-way
- 12 Switchbox plug and socket 5-way
- 13 Fuseboard F1, fuse C4, 10 Amp
- 14 Headlamps main beam warning lamp
- 15 Fuseboard F2, fuse A3, 20 Amp
- 16 Dip/headlamp flash switch
- 17 Fuseboard F1, fuse B2, 10 Amp
- 18 Lighting switch (headlamps)
- 19 Fuseboard F2, fuse A2, 20 Amp
- 20 Fuseboard F1, fuse C5, 10 Amp
- 21 Splice H
 - 3.0 UW
 - 1.0 UW
 - 3.0 UW
- 22 Splice J
 - 1.0 UG
 - 1.0 UG
 - 1.0 UG
 - 1.0 UG
 - 1.0 UG
- 23 Switchbox connection
- 24 Left-hand main to valance loom plug and socket 7-way
- 25 Left-hand main to valance loom plug and socket 9-way
- 26 Left-hand main to valance loom plug and socket 12-way

- 27 Splice K
 - 3.0 UW
 - 2.0 UW
 - 2.0 UW
- 28 Left-hand outer headlamp plug and socket 3-way
- 29 Left-hand outer headlamp
- 30 Left-hand inner headlamp
- 31 Left-hand inner headlamp plug and socket 2-way
- 32 Left-hand front earth point (engine compartment)
- 33 Left-hand valance to engine loom connector 60 Amp
- 34 Headlamps flash relay
- 35 Splice L
 - 1.0 UG
 - 1.0 UG
 - 1.0 UG
 - 1.0 UG
- 36 Headlamps sequencing relay
- 37 Splice M
 - 1.0 UB
 - 1.0 UB
- 38 Left-hand valance socket 3-way
- 39 Right-hand inner headlamp plug and socket 2-way
- 40 Right-hand inner headlamp
- 41 Right-hand outer headlamp plug and socket 3-way
- 42 Right-hand outer headlamp
- 43 Right-hand front earth point (engine compartment)
- 44 Splice N
 - 3.0 UW
 - 2.0 UW
 - 2.0 UW
- 45 Right-hand main to valance loom plug and socket 3-way

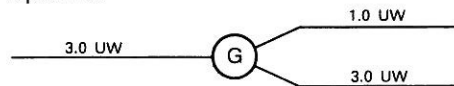




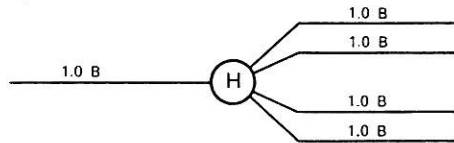
Key to 10-7

- 1 Switchbox connection
- 2 Lighting switch (side/position lamps)
- 3 Switchbox plug and socket 5-way
- 4 Splice A
- 5 Fuseboard F1, fuse C3, 10 Amp
- 6 Splice B
- 7 Left-hand main to valance loom plug and socket 9-way
- 8 Left-hand front side/position lamp
- 9 Left-hand front earth point (engine compartment)
- 10 Left-hand outer headlamp plug 3-way
- 11 Left-hand outer headlamp
- 12 Left-hand inner headlamp plug and socket 2-way
- 13 Left-hand inner headlamp
- 14 Splice C
- 15 Left-hand main to valance loom plug and socket 7-way
- 16 Fuseboard F1, fuse C4, 10 Amp
- 17 Warning lamps dimming relay
- 18 Fuseboard F2, fuse A3, 20 Amp
- 19 Headlamps flash relay
- 20 Splice D
- 21 Headlamps sequencing relay
- 22 Left-hand valance plug and socket 3-way
- 23 Headlamps dim/dip fuse (engine compartment)
- 24 Splice E
- 25 Left-hand valance to engine loom connector 60 Amp
- 26 Left-hand main to valance loom plug and socket 12-way
- 27 Left-hand main to valance loom connection
- 28 Right-hand front earth point (engine compartment)
- 29 Right-hand inner headlamp plug and socket 2-way
- 30 Right-hand inner headlamp
- 31 Right-hand outer headlamp plug 3-way
- 32 Right-hand outer headlamp
- 33 Splice F

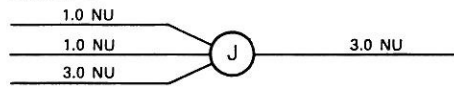
35 Splice G



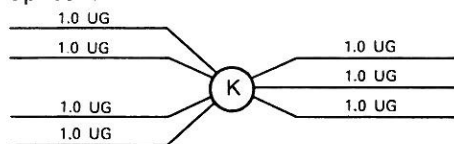
- 36 Headlamps main beam warning lamp
- 37 Lighting switch (headlamps)
- 38 Fuseboard F2, fuse A2, 20 Amp
- 39 Fuseboard F1, fuse C5, 10 Amp
- 40 Splice H



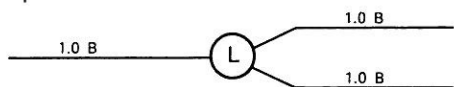
- 41 Right-hand 'A' post earth point
- 42 Splice J



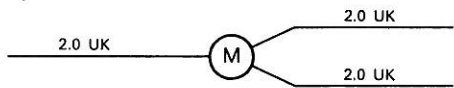
43 Splice K



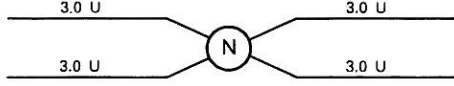
- 44 Steering column plug and socket 7-way
- 45 Dip/headlamp flash switch
- 46 Splice L



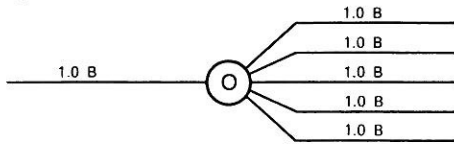
- 47 Fuseboard F1, fuse B2, 10 Amp
- 48 Splice M



- 49 Headlamps relay 1
- 50 Splice N

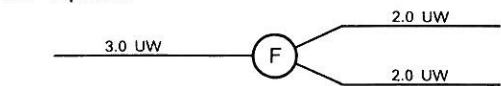


51 Splice O

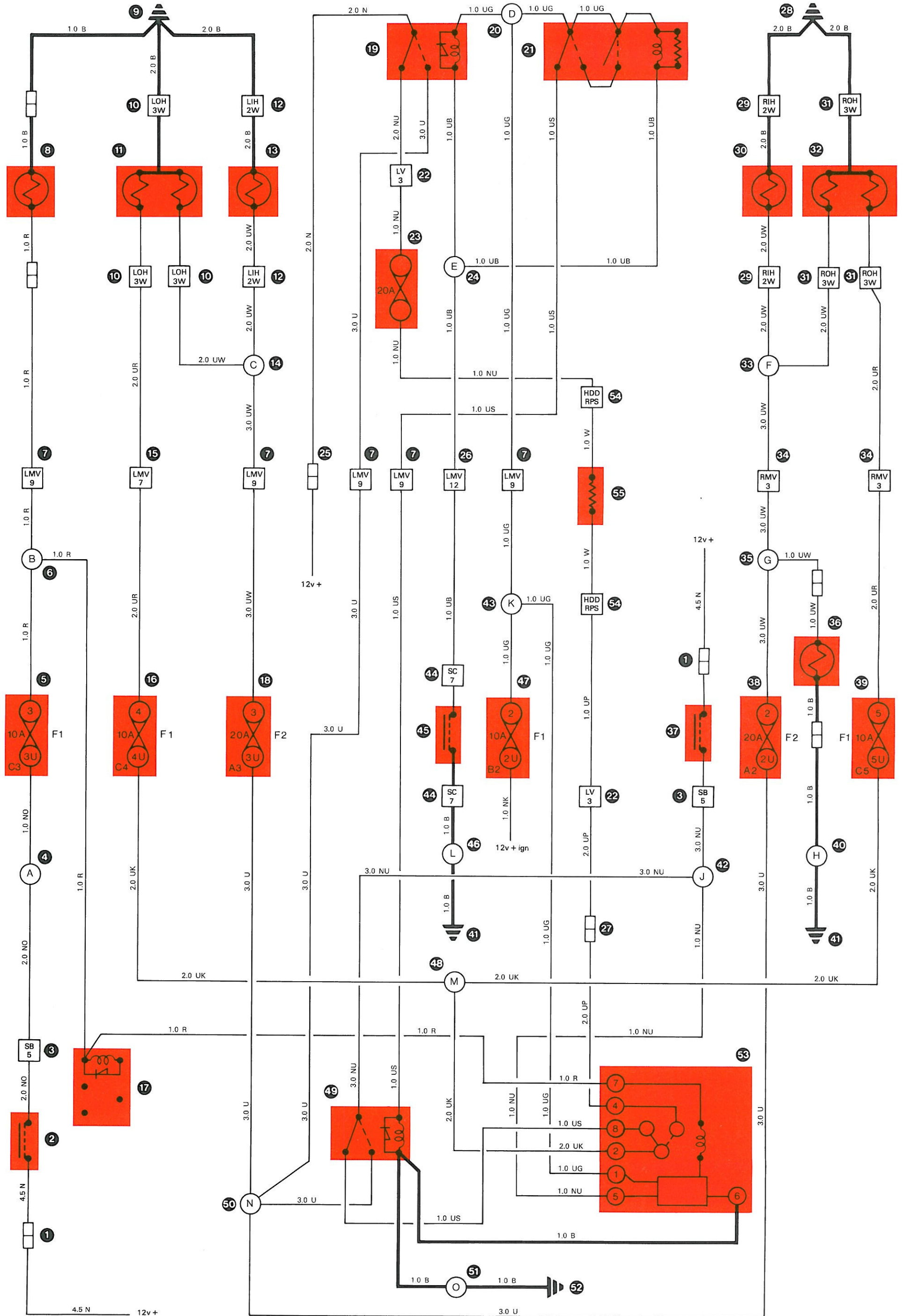


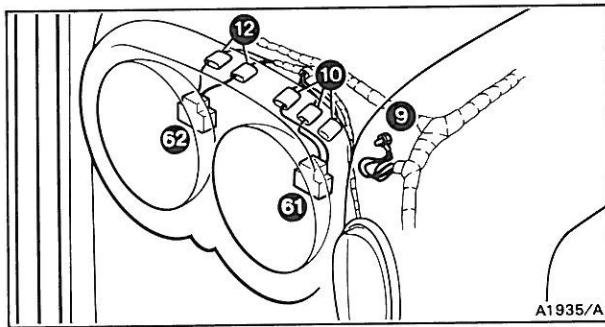
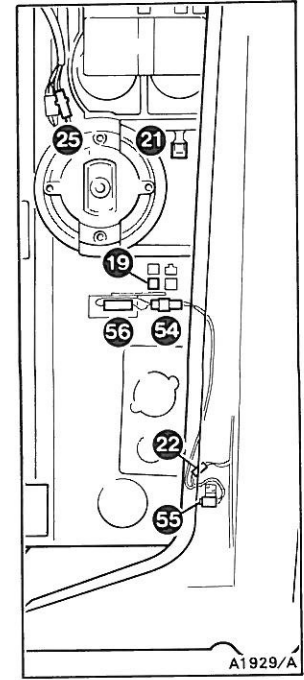
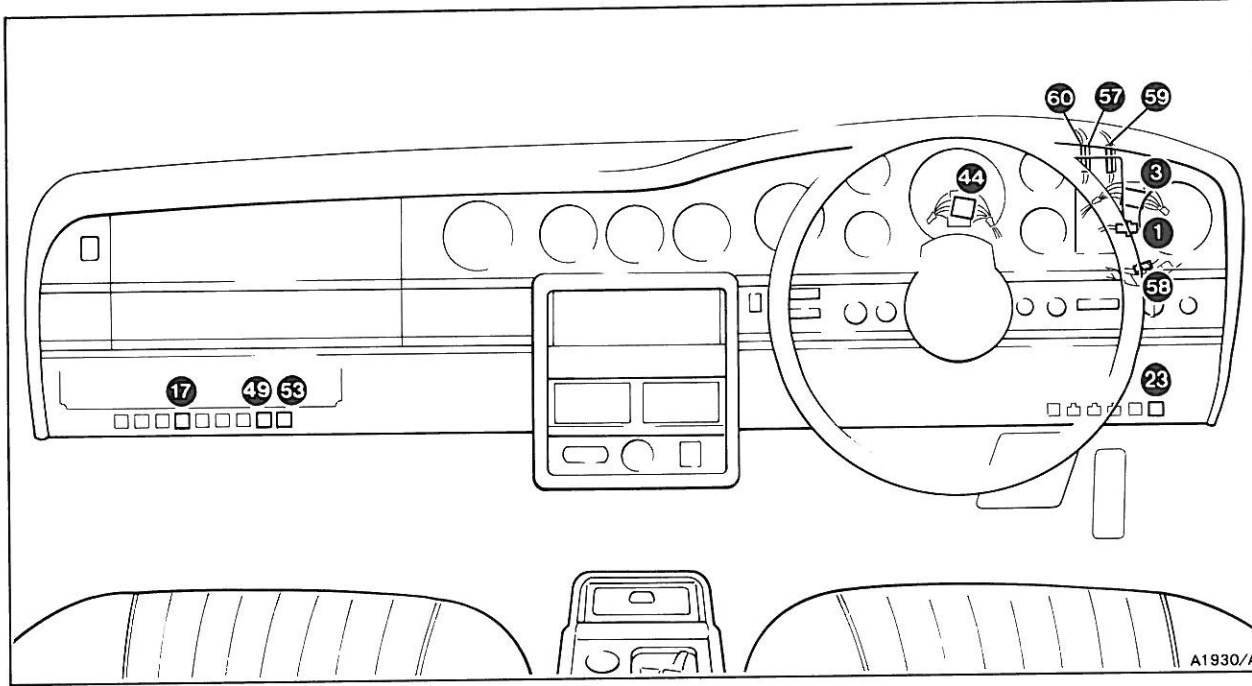
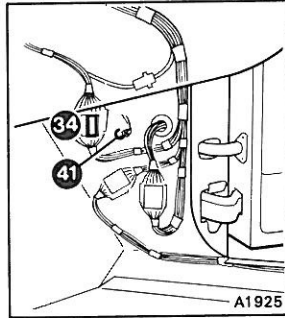
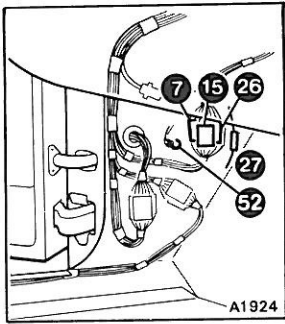
- 52 Left-hand 'A' post earth point
- 53 Headlamps relay 2 — dim/dip facility
- 54 Headlamps dim/dip resistor plug and socket
- 55 Headlamps dim/dip resistor

Caution This component by its nature operates at high temperatures. Therefore, before handling switch off headlamps dim/dip facility and allow adequate cooling time.



- 34 Right-hand main to valance loom plug and socket 3-way



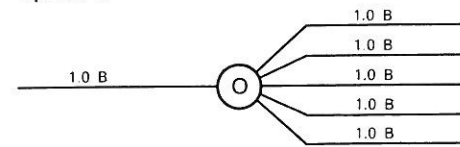


Key to 10-9

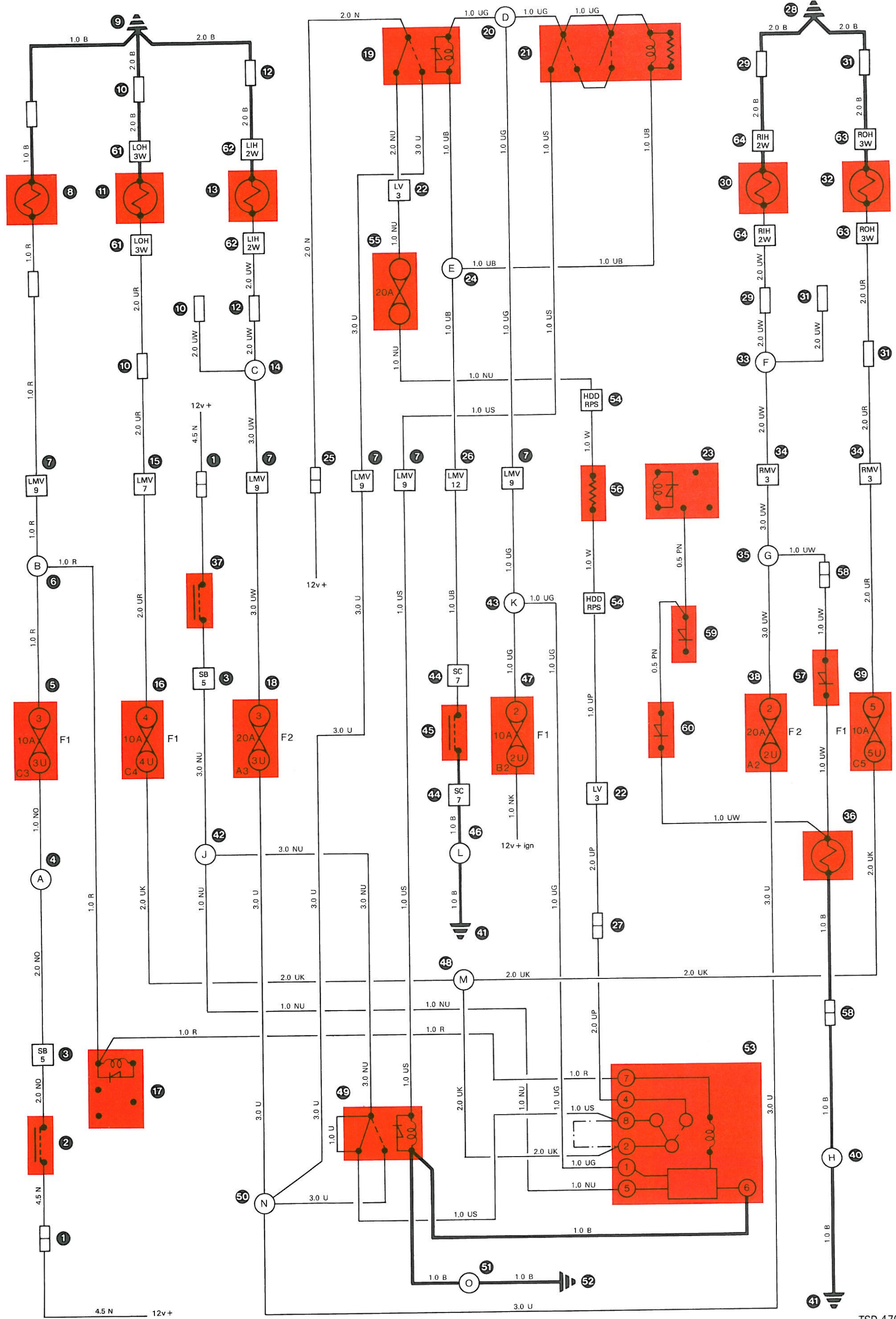
- 1 Switchbox connection
- 2 Lighting switch (side/position lamps)
- 3 Switchbox plug and socket 5-way
- 4 Splice A
- 5 Fuseboard F1, fuse C3, 10 Amp
- 6 Splice B
- 7 Left-hand main to valance loom plug and socket 9-way
- 8 Left-hand front side/position lamp
- 9 Left-hand front earth point (engine compartment)
- 10 Left-hand outer headlamp barrel connector
- 11 Left-hand outer headlamp
- 12 Left-hand inner headlamp barrel connector
- 13 Left-hand inner headlamp
- 14 Splice C
- 15 Left-hand main to valance loom plug and socket 7-way
- 16 Fuseboard F1, fuse C4, 10 Amp
- 17 Warning lamps dimming relay
- 18 Fuseboard F2, fuse A3, 20 Amp
- 19 Headlamps flash relay
- 20 Splice D
- 21 Headlamps sequencing relay
- 22 Left-hand valance plug and socket 3-way
- 23 Warm-up regulator inhibit relay
- 24 Splice E
- 25 Left-hand valance to engine loom connector 60 Amp
- 26 Left-hand main to valance loom plug and socket 12-way
- 27 Left-hand main to valance loom connection
- 28 Right-hand front earth point (engine compartment)
- 29 Right-hand inner headlamp barrel connector

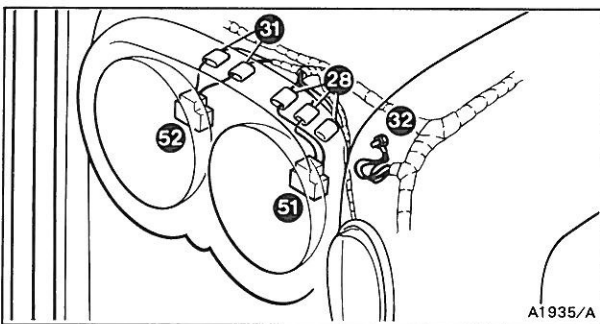
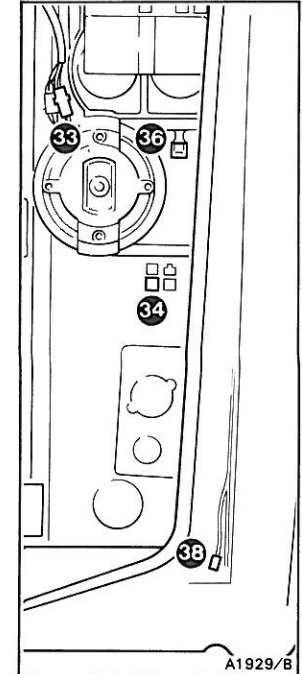
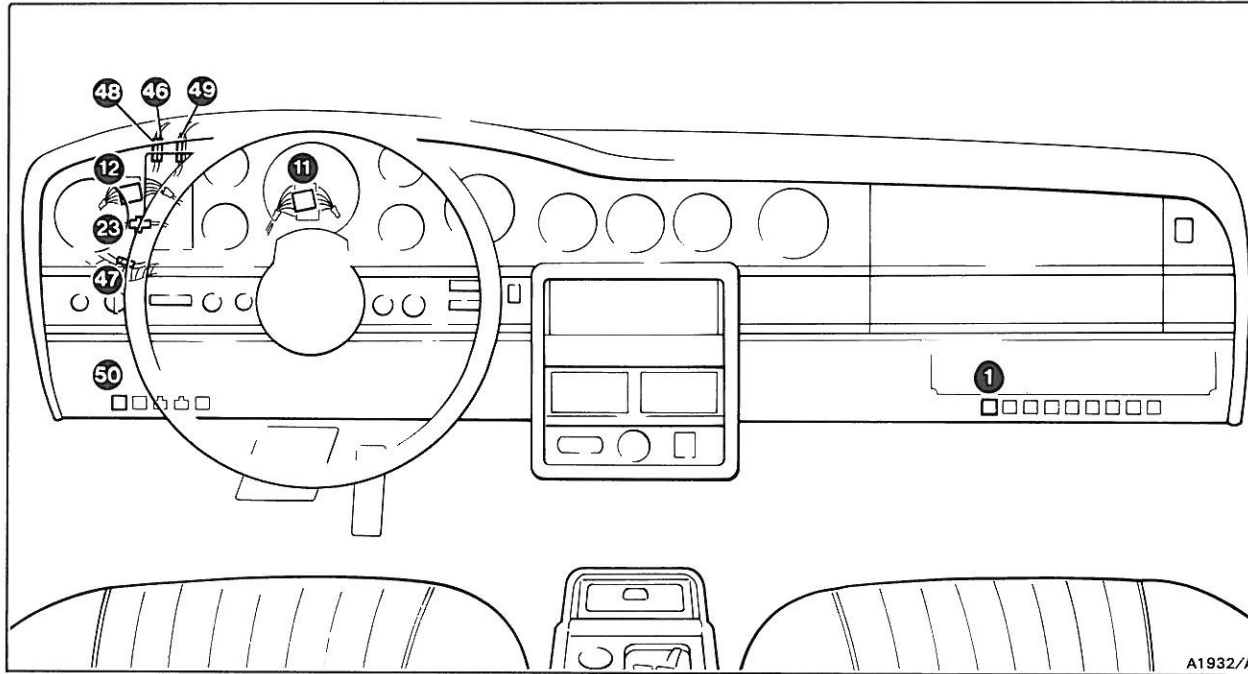
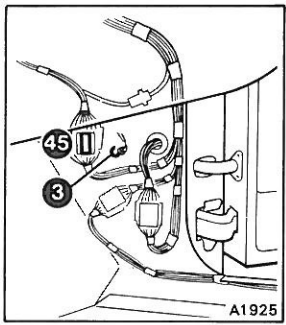
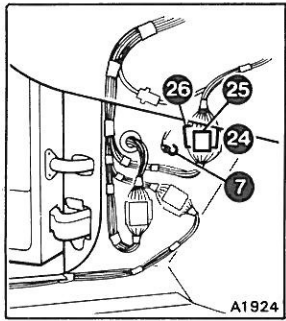
- 30 Right-hand inner headlamp
- 31 Right-hand outer headlamp barrel connector
- 32 Right-hand outer headlamp
- 33 Splice F
- 34 Right-hand main to valance loom plug and socket 3-way
- 35 Splice G
- 36 Headlamps main beam warning lamp
- 37 Lighting switch (headlamps)
- 38 Fuseboard F2, fuse A2, 20 Amp
- 39 Fuseboard F1, fuse C5, 10 Amp
- 40 Splice H
- 41 Right-hand 'A' post earth point
- 42 Splice J
- 43 Splice K
- 44 Steering column plug and socket 7-way
- 45 Dip/headlamp flash switch
- 46 Splice L
- 47 Fuseboard F1, fuse B2, 10 Amp
- 48 Splice M
- 49 Headlamps relay 1
- 50 Splice N

51 Splice O

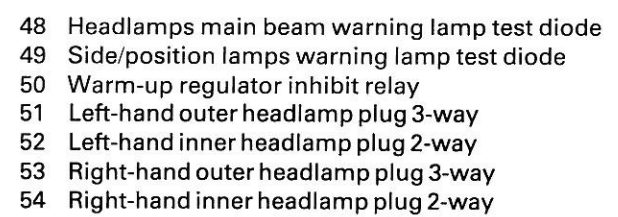
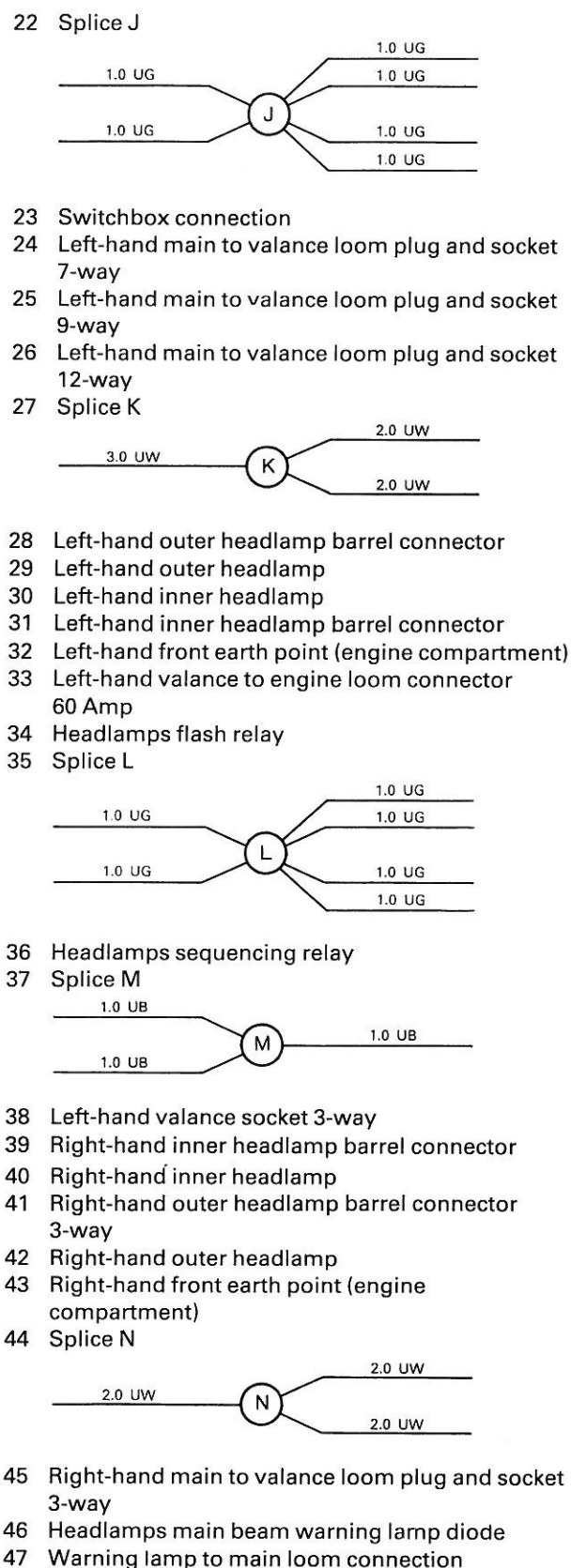
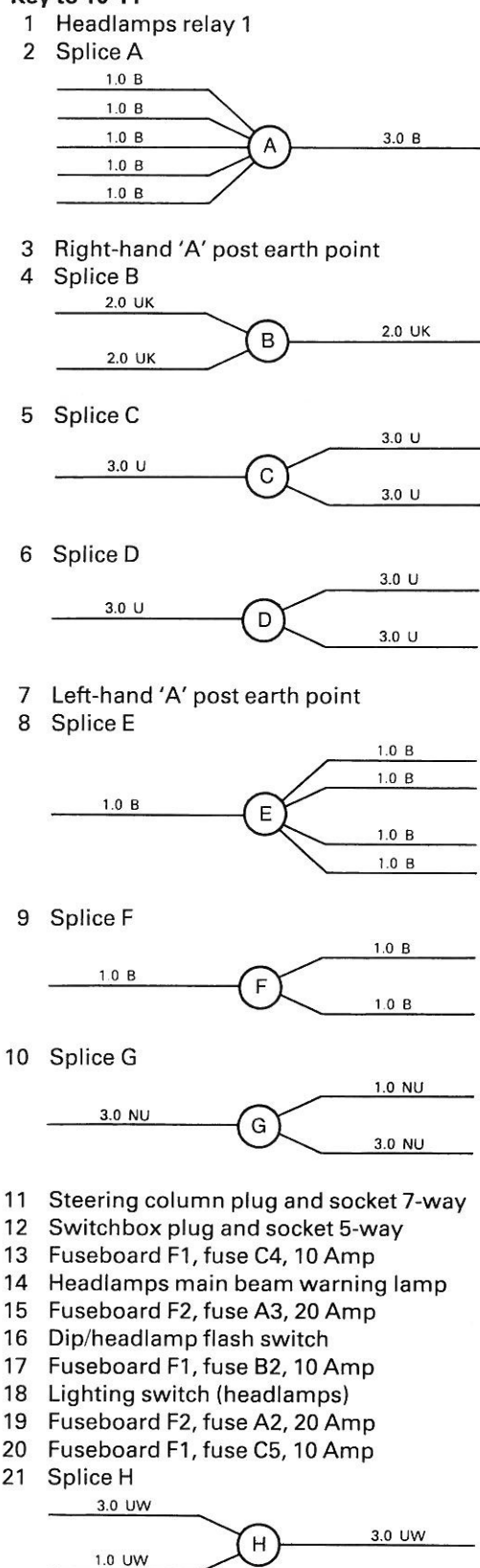


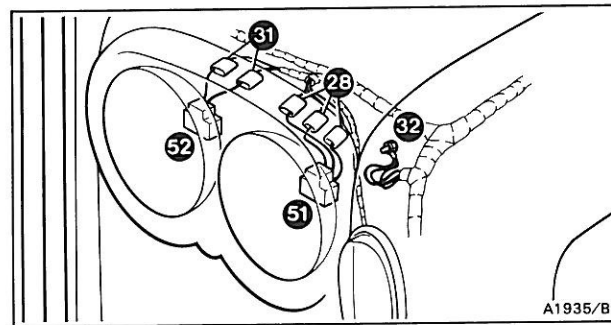
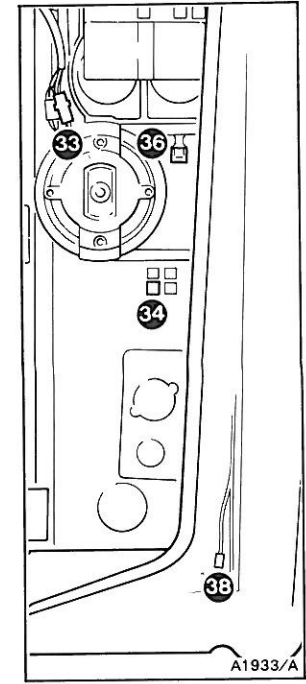
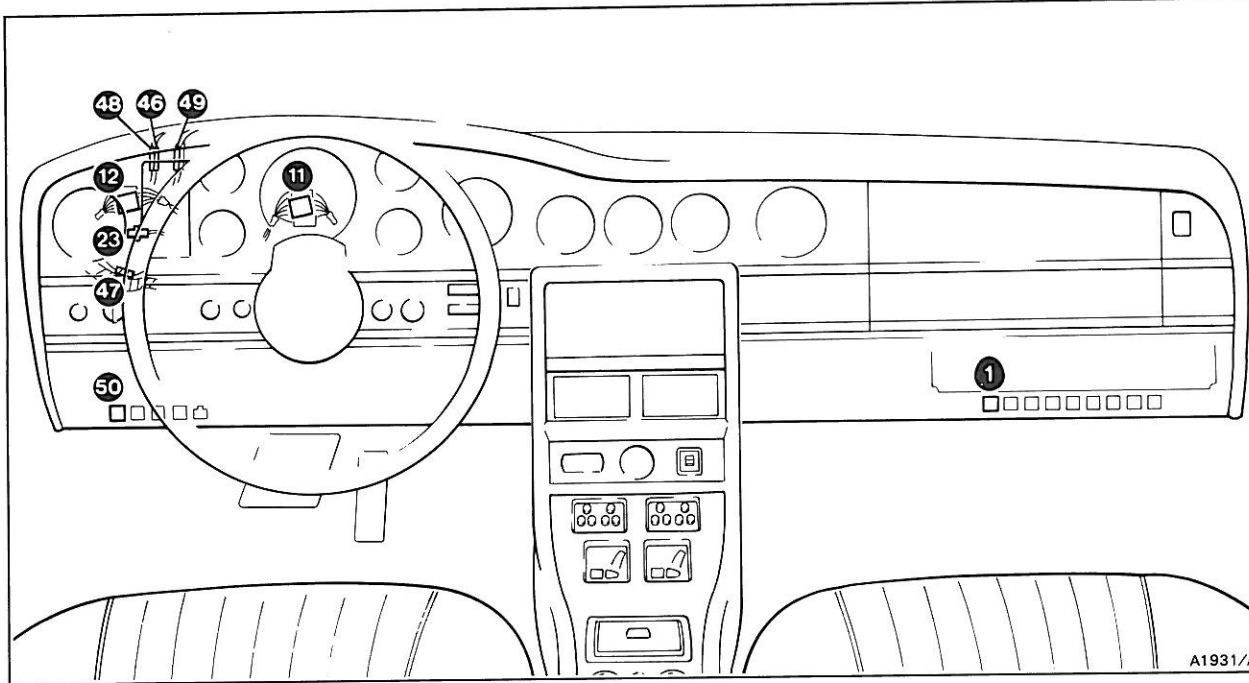
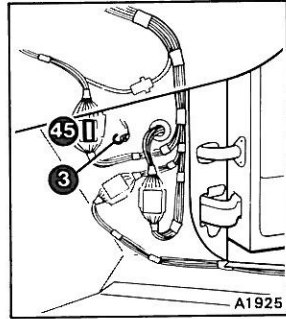

- 51 Splice O
- 52 Left-hand 'A' post earth point
- 53 Headlamps relay 2 — dim/dip facility
 - - - - - Denotes that on cars other than those conforming to a United Kingdom specification, the relay is not fitted and the blue/pink and blue/slate cables are connected together at terminal 2 of the relay base.
- 54 Headlamps dim/dip resistor plug and socket (Cars conforming to a United Kingdom specification)
- 55 Headlamps dim/dip fuse — engine compartment (Cars conforming to a United Kingdom specification)
- 56 Headlamps dim/dip resistor (Cars conforming to a United Kingdom specification)
Caution This component by its nature operates at high temperatures. Therefore, before handling, switch off headlamps dim/dip facility and allow adequate cooling time.
- 57 Headlamps main beam warning lamp diode
- 58 Warning lamp to main loom connection
- 59 Side/position lamps warning lamp test diode
- 60 Headlamps main beam warning lamp test diode
- 61 Left-hand outer headlamp plug 3-way
- 62 Left-hand inner headlamp plug 2-way
- 63 Right-hand outer headlamp plug 3-way
- 64 Right-hand inner headlamp plug 2-way





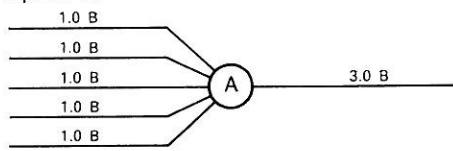
Key to 10-11



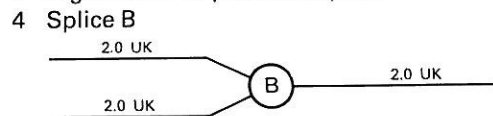


Key to 10-13

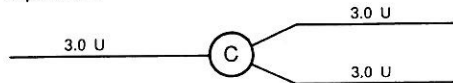
- 1 Headlamps relay 1
- 2 Splice A



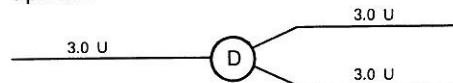
- 3 Right-hand 'A' post earth point



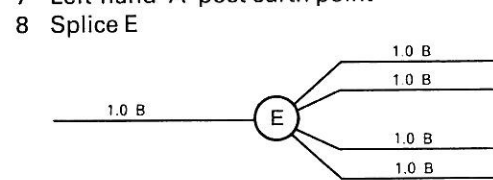
- 5 Splice C



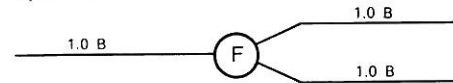
- 6 Splice D



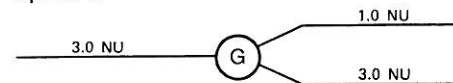
- 7 Left-hand 'A' post earth point



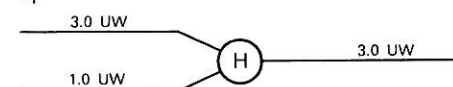
- 9 Splice F



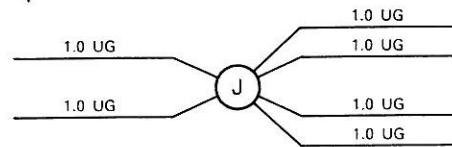
- 10 Splice G



- 11 Steering column plug and socket 7-way
- 12 Switchbox plug and socket 5-way
- 13 Fuseboard F1, fuse C4, 10 Amp
- 14 Headlamps main beam warning lamp
- 15 Fuseboard F2, fuse A3, 20 Amp
- 16 Dip/headlamp flash switch
- 17 Fuseboard F1, fuse B2, 10 Amp
- 18 Lighting switch (headlamps)
- 19 Fuseboard F2, fuse A2, 20 Amp
- 20 Fuseboard F1, fuse C5, 10 Amp
- 21 Splice H



- 22 Splice J



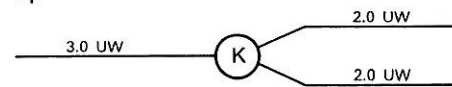
- 23 Switchbox connection

- 24 Left-hand main to valance loom plug and socket 7-way

- 25 Left-hand main to valance loom plug and socket 9-way

- 26 Left-hand main to valance loom plug and socket 12-way

- 27 Splice K



- 28 Left-hand outer headlamp barrel connector

- 29 Left-hand outer headlamp

- 30 Left-hand inner headlamp

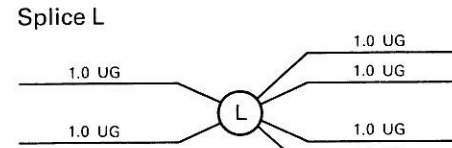
- 31 Left-hand inner headlamp barrel connector

- 32 Left-hand front earth point (engine compartment)

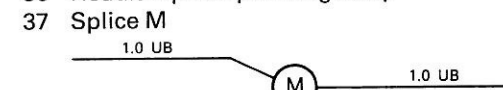
- 33 Left-hand valance to engine loom connector 60 Amp

- 34 Headlamps flash relay

- 35 Splice L



- 36 Headlamps sequencing relay



- 38 Left-hand valance socket 3-way

- 39 Right-hand inner headlamp barrel connector

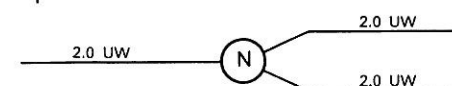
- 40 Right-hand inner headlamp

- 41 Right-hand outer headlamp barrel connector

- 42 Right-hand outer headlamp

- 43 Right-hand front earth point (engine compartment)

- 44 Splice N



- 45 Right-hand main to valance loom plug and socket 3-way

- 46 Headlamps main beam warning lamp diode

- 47 Warning lamp to main loom connection

- 48 Headlamps main beam warning lamp test diode

- 49 Side/position lamps warning lamp test diode

- 50 Warm-up regulator inhibit relay

- 51 Left-hand outer headlamp plug 3-way

- 52 Left-hand inner headlamp plug 2-way

- 53 Right-hand outer headlamp plug 3-way

- 54 Right-hand inner headlamp plug 2-way

