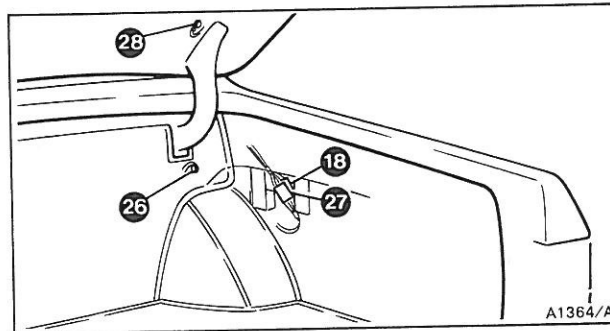
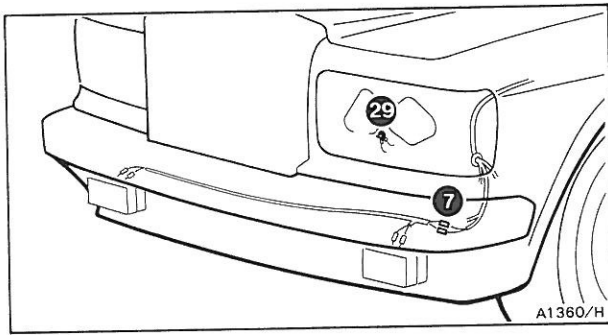
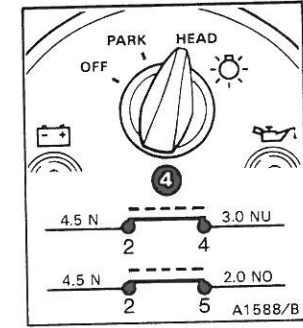
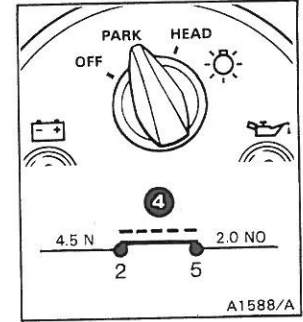
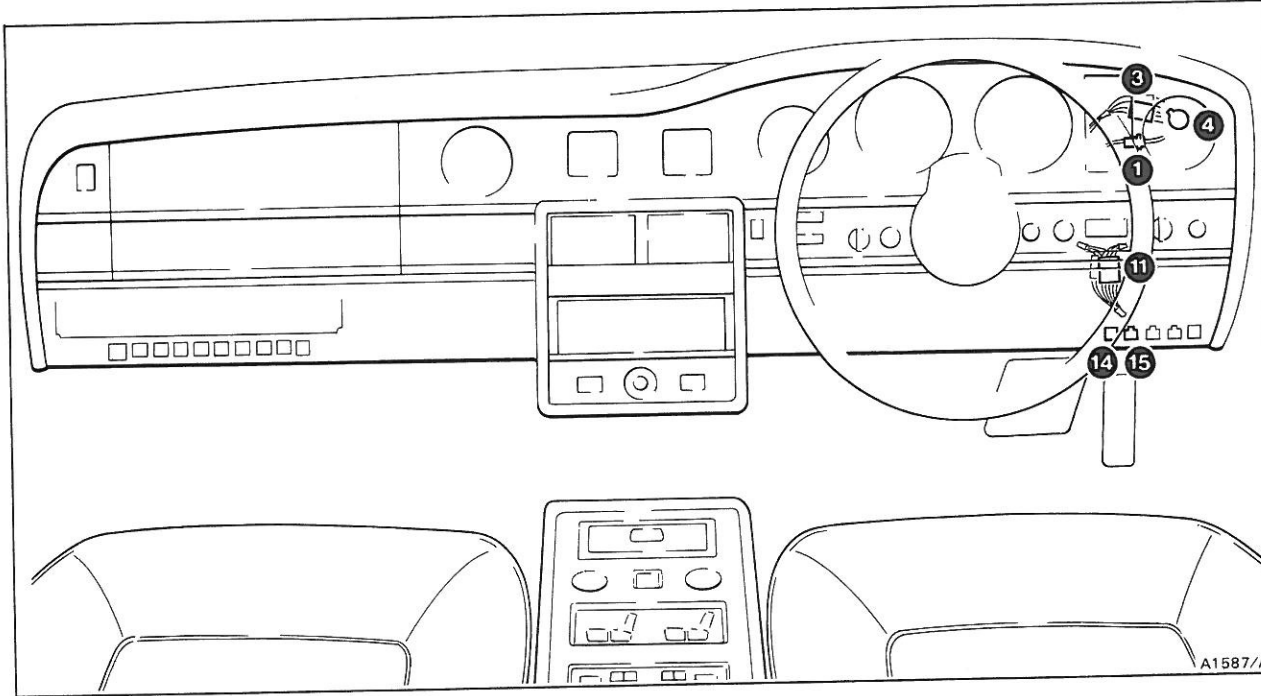
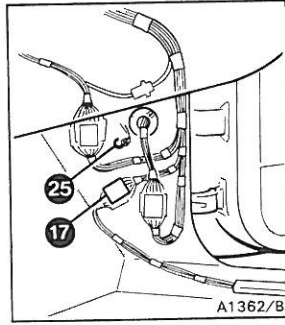
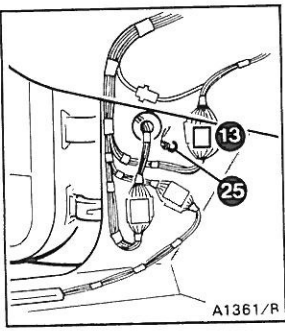




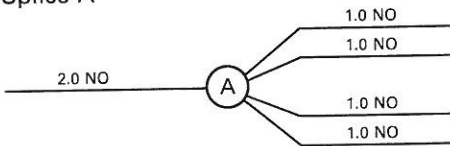
Fog lamps

Contents	Specific application	Pages							
		Rolls-Royce		Corniche / Corniche II	Bentley	Mulsanne	Mulsanne S	Turbo R	Continental
Silver Spirit	Silver Spur	Eight							
Fog lamps									
Component location	Dependent upon individual car specification, front or rear fog lamps, or front and rear fog lamps may be fitted	11-2	11-2	11-4	11-2	11-2	11-2	11-2	11-4
Wiring diagram		11-3	11-3	11-5	11-3	11-3	11-3	11-3	11-5

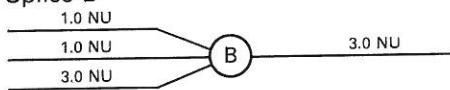


Key to 11-3

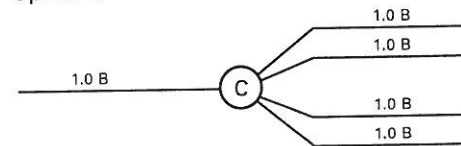
- 1 Switchbox 60 Amp connector
- 2 Splice A



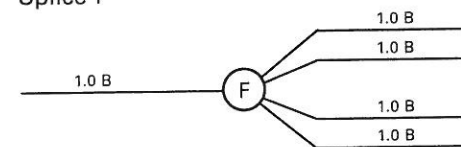
- 3 Switchbox plug and socket 5-way
- 4 Lighting switch (switchbox)
- 5 Splice B



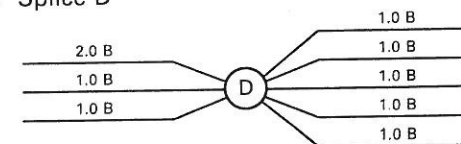
- 6 Fuseboard F2, fuse A1, 20 Amp
- 7 Left-hand valance to front fog lamps loom connection
- 8 Left-hand front fog lamp
- 9 Right-hand front fog lamp
- 10 Fuseboard F1, fuse C6, 10 Amp
- 11 Outer switch panel plug and socket 9-way
- 12 Front fog lamps switch and warning lamp
- 13 Left-hand main to valance loom plug and socket 7-way
- 14 Rear fog lamps relay
- 15 Driver's 'door open' relay connections
- 16 Rear fog lamps switch and warning lamp
- 17 Right-hand 'A' post main to body loom plug and socket 12-way
- 18 Body to luggage compartment lid loom plug and socket 12-way
- 19 Splice C



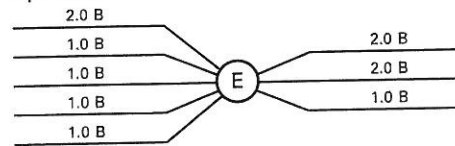
- 20 Splice F



- 21 Left-hand rear fog lamp
- 22 Splice D

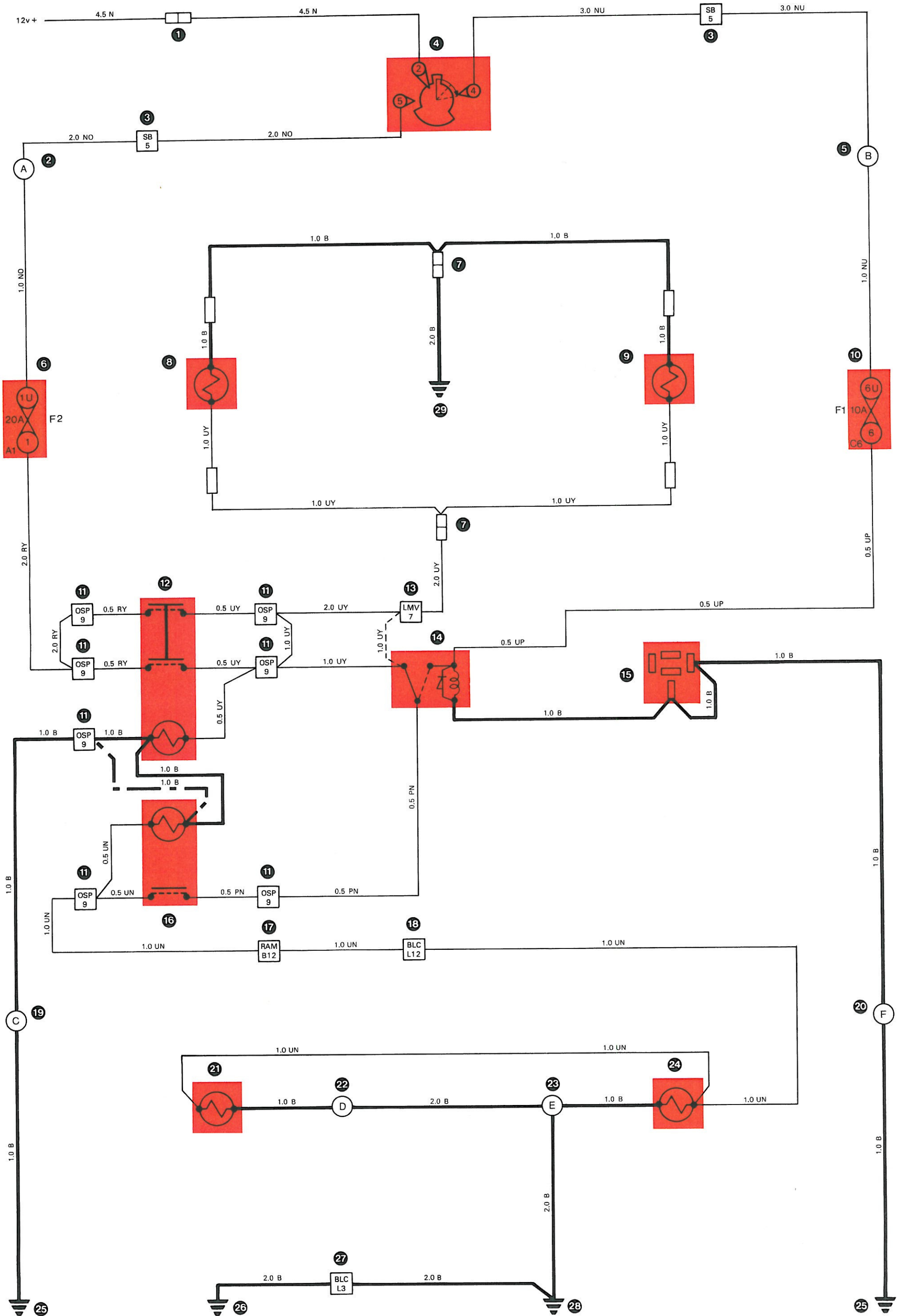


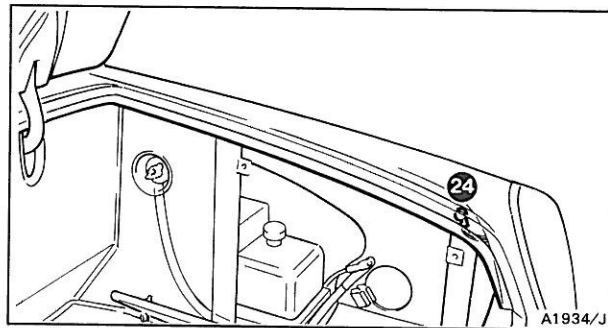
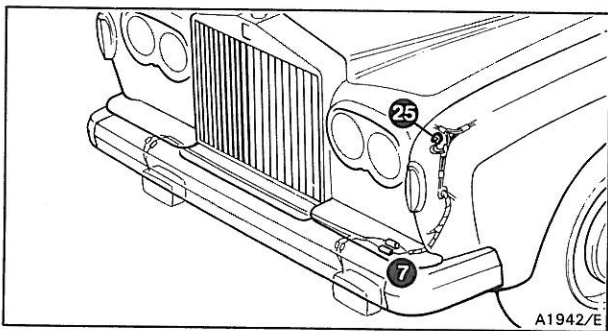
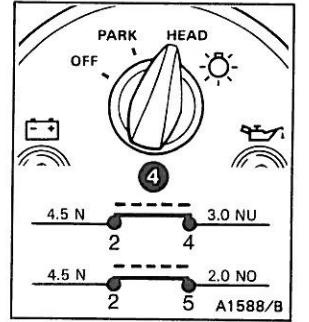
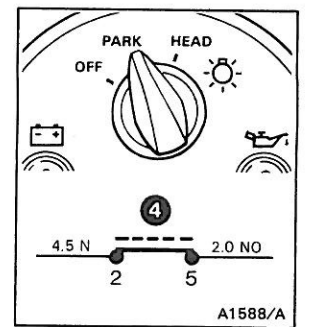
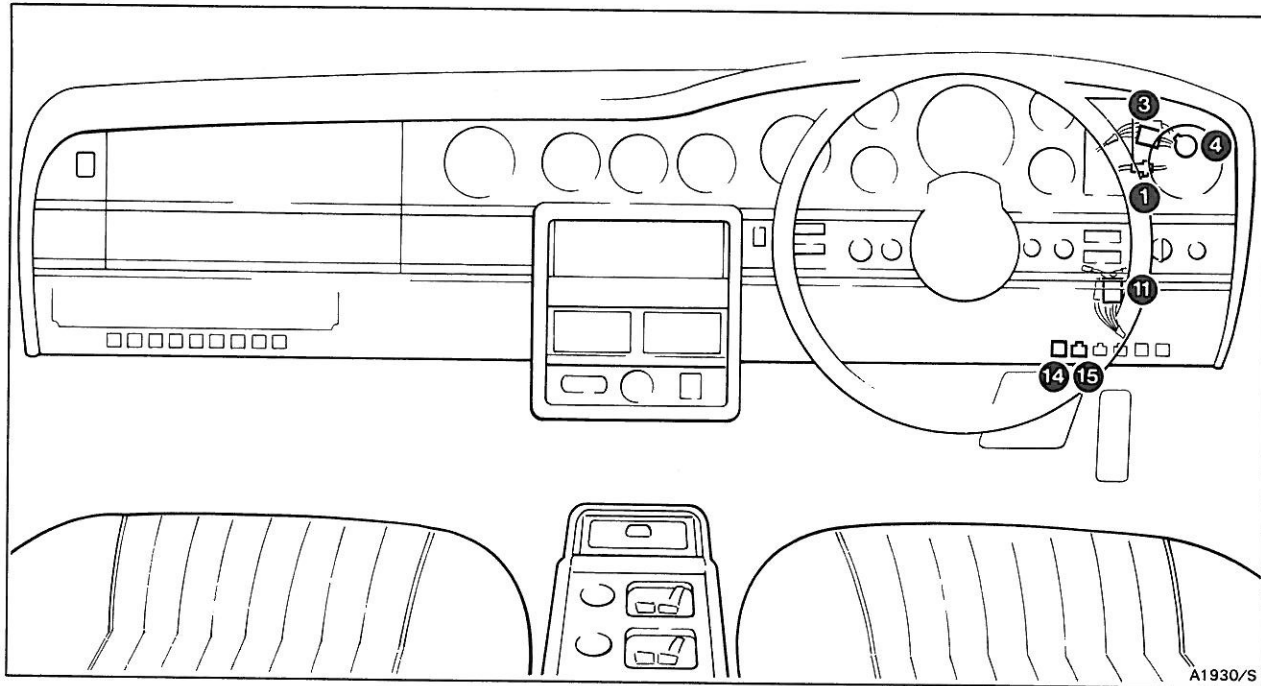
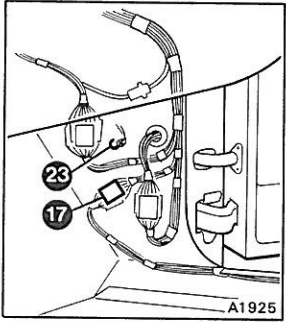
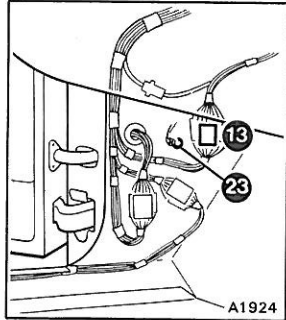
- 23 Splice E



- 24 Right-hand rear fog lamp
- 25 'A' post earth points
- 26 Luggage compartment earth point — right-hand
- 27 Body to luggage compartment lid loom plug and socket 3-way
- 28 Luggage compartment lid earth point
- 29 Left-hand front earth point (engine compartment)

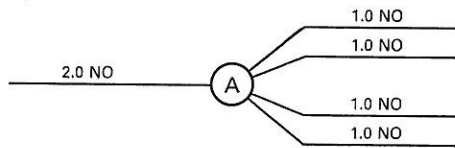
Note — · — · — Alternative cable route for cars other than those fitted with front fog lamps



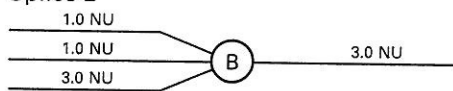


Key to 11-5

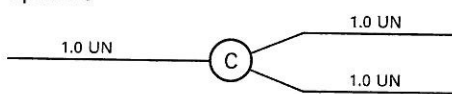
- 1 Switchbox 60 Amp connection
- 2 Splice A



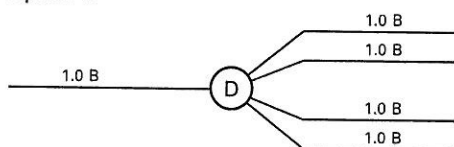
- 3 Switchbox plug and socket 5-way
- 4 Lighting switch (switchbox)
- 5 Splice B



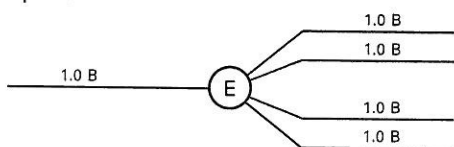
- 6 Fuseboard F2, fuse A1, 20 Amp
- 7 Left-hand valance to front fog lamps loom connection
- 8 Left-hand front fog lamp
- 9 Right-hand front fog lamp
- 10 Fuseboard F1, fuse C6, 10 Amp
- 11 Outer switch panel plug and socket 9-way
- 12 Front fog lamps switch and warning lamp
- 13 Left-hand main to valance loom plug and socket 7-way
- 14 Rear fog lamps relay
- 15 Driver's 'door open' relay connections
- 16 Rear fog lamps switch and warning lamp
- 17 Right-hand 'A' post main to body loom plug and socket 12-way
- 18 Splice C



- 19 Splice D



- 20 Splice E



- 21 Left-hand rear fog lamp
- 22 Right-hand rear fog lamp
- 23 'A' post earth points
- 24 Luggage compartment earth point – right-hand rear
- 25 Left-hand front earth point (engine compartment)

Note — — — Alternative cable route for cars other than those fitted with front fog lamps

