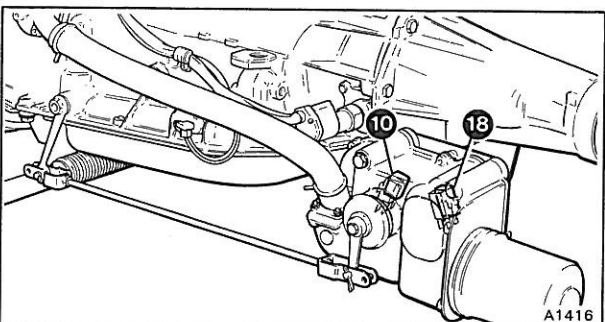
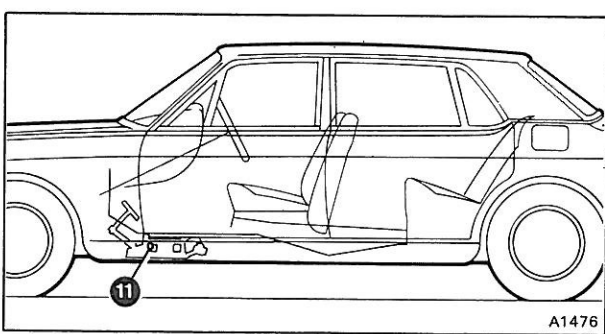
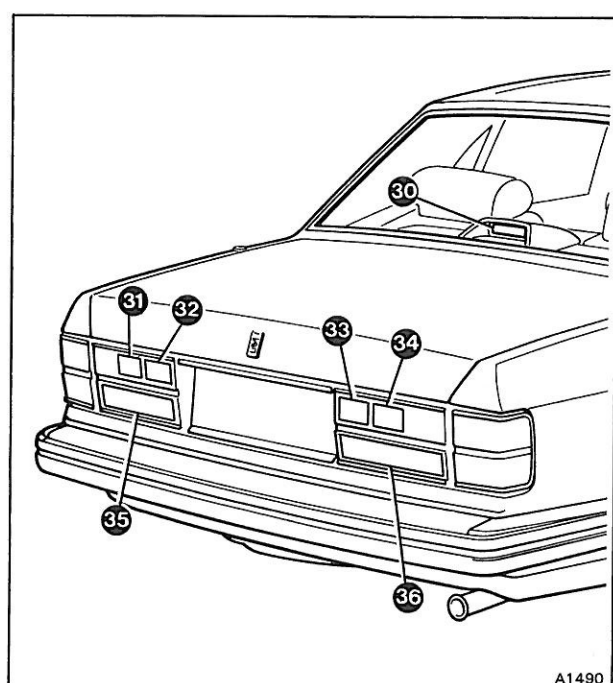
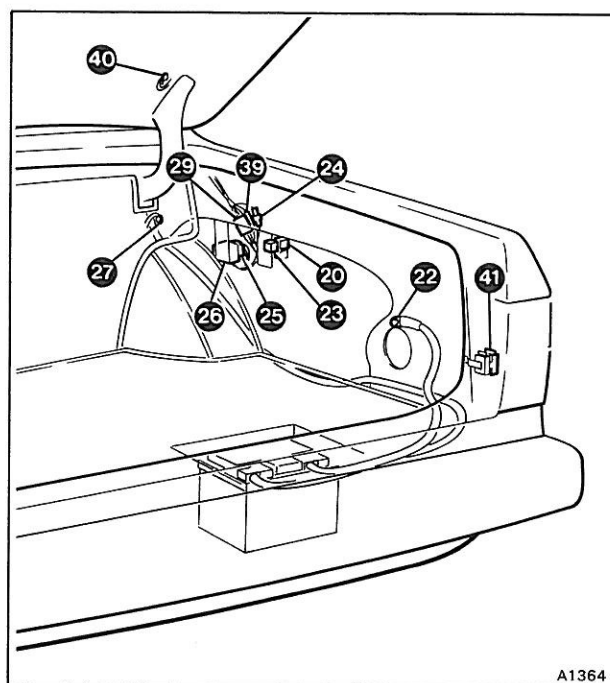
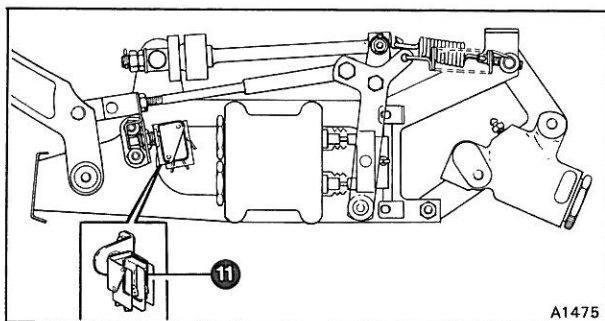
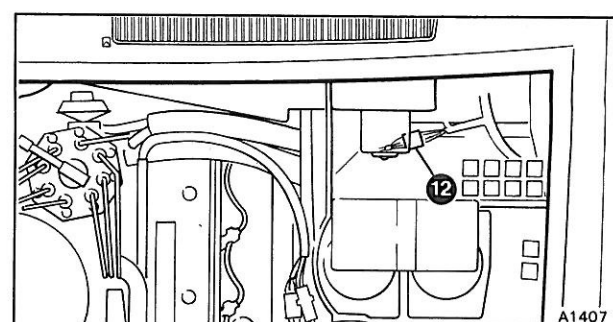
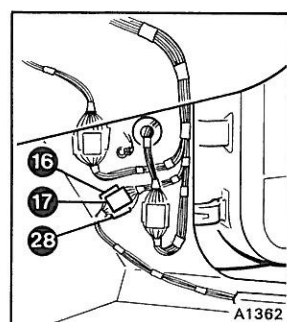
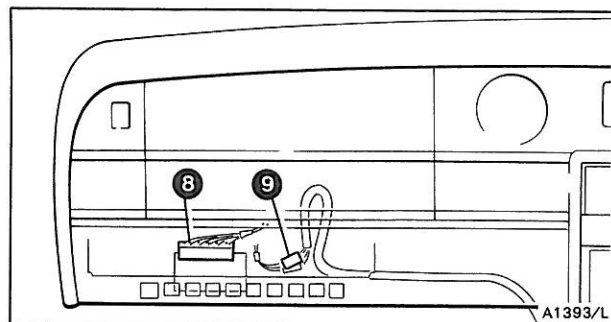
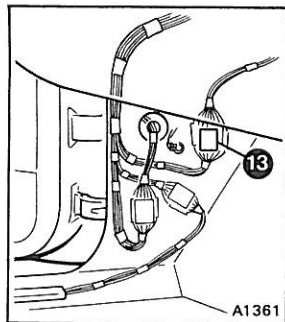




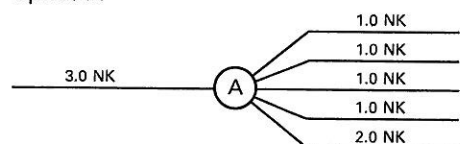
Stop, reversing, side/position, and tail lamps

Contents	Specific application	Pages							
		Rolls-Royce		Corniche / Corniche II	Bentley	Mulsanne	Mulsanne S	Turbo R	Continental
Silver Spirit	Silver Spur	Eight							
Stop lamps and reversing lamps									
Component location		13-2	13-2	13-4	13-2	13-2	13-2	13-2	13-4
Wiring diagram		13-3	13-3	13-5	13-3	13-3	13-3	13-3	13-5
Side/position and tail lamps									
Component location	<i>Cars other than those conforming to a North American specification</i>	13-6	13-6	13-7	13-6	13-6	13-6	13-6	13-7
Wiring diagram		13-6	13-6	13-7	13-6	13-6	13-6	13-6	13-7
Component location	<i>Cars conforming to a North American specification</i>	13-6	13-6	13-8	13-6	13-6	13-6	—	13-8
Wiring diagram		13-6	13-6	13-8	13-6	13-6	13-6	—	13-8

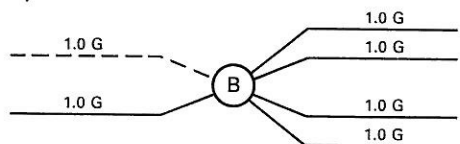


Key to 13-3

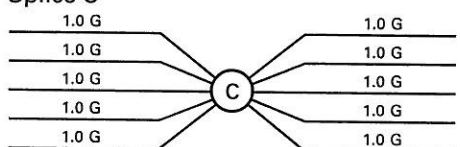
1 Splice A



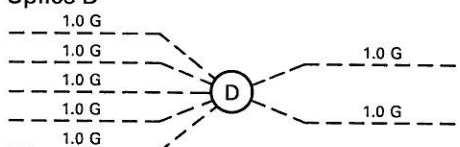
- 2 Fuseboard F1, fuse B4, 10 Amp
- 3 Fuseboard F2, fuse B3, 20 Amp
- 4 Splice B



5 Splice C

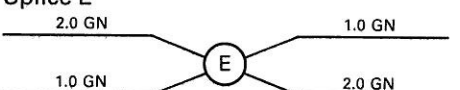


6 Splice D

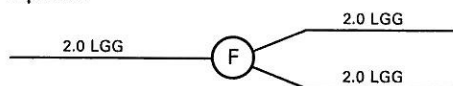


- 7 Stop lamp failure warning lamp
- 8 Diode board plug 18-way
- 9 Gearchange actuator plug and socket 6-way
- 10 Gearchange actuator micro-switch
- 11 Stop lamps switch
- 12 Brake switch loom plug and socket
- 13 Left-hand main to valance loom plug and socket 7-way

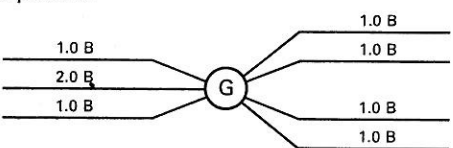
14 Splice E



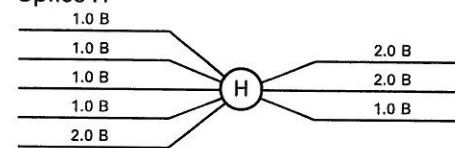
15 Splice F



- 16 Right-hand 'A' post main to body loom plug and socket 7-way
- 17 Right-hand 'A' post main to body loom plug and socket 12-way
- 18 Gearchange actuator reverse micro-switch
- 19 Battery master switch (Cars other than those conforming to a West German specification)
- 20 Auxiliary start relay or relay link
- 21 Battery
- 22 Battery earth point
- 23 High mounted stop lamp relay (Cars conforming to a North American specification)
- 24 Stop lamp failure amplifier connection (Cars conforming to a North American specification)
- 25 Stop lamp failure amplifier plug
- 26 Stop lamp failure amplifier
- 27 Luggage compartment earth point — right-hand
- 28 Right-hand 'A' post main to body loom plug and socket 6-way
- 29 Body to luggage compartment lid loom plug and socket 12-way
- 30 High mounted stop lamp (Cars conforming to a North American specification)
- 31 Left-hand outer stop lamp (Cars conforming to a Japanese or North American specification)
- 32 Left-hand stop lamp
- 33 Right-hand stop lamp
- 34 Right-hand outer stop lamp (Cars conforming to a Japanese or North American specification)
- 35 Left-hand reversing lamp
- 36 Right-hand reversing lamp
- 37 Splice G

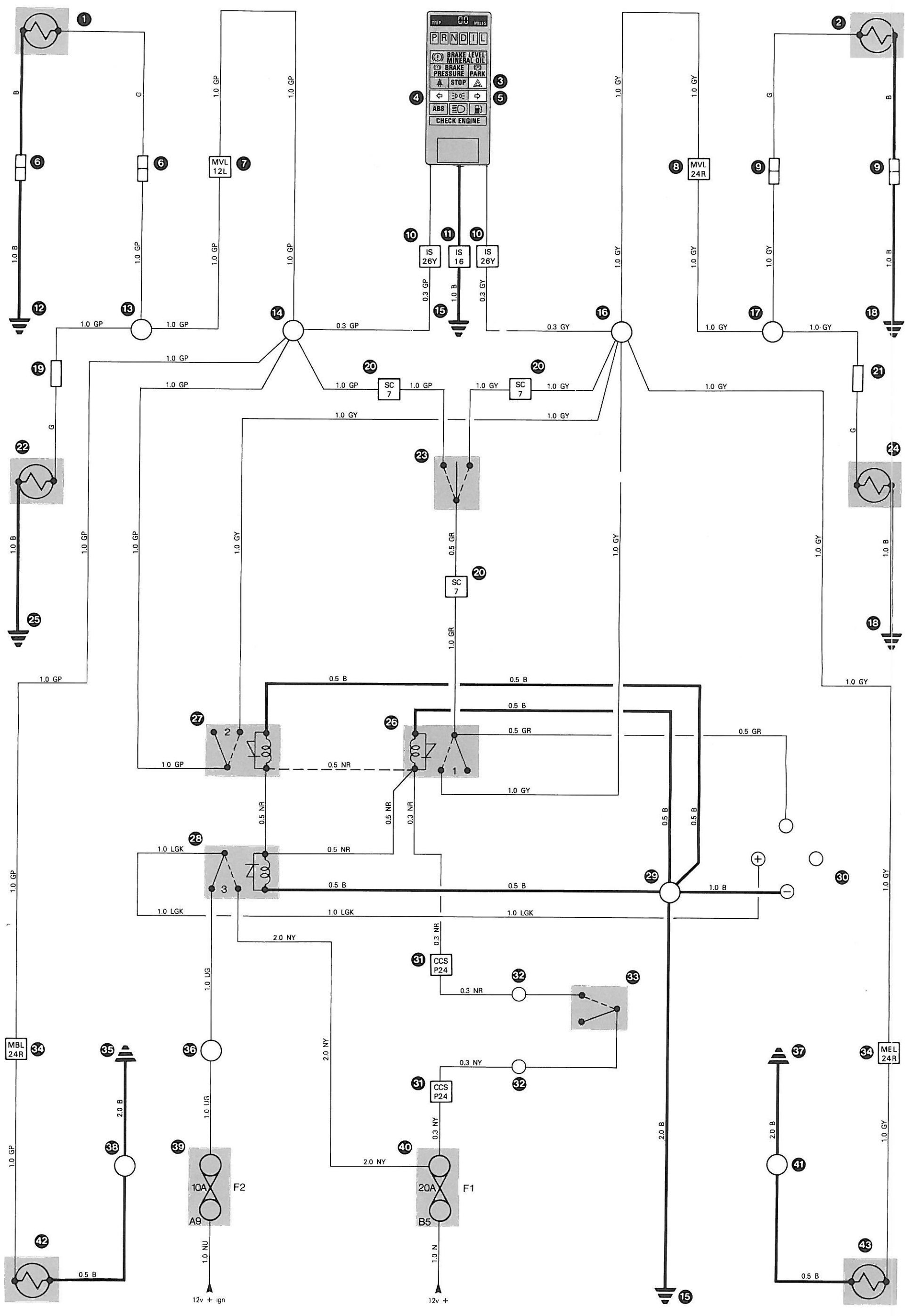


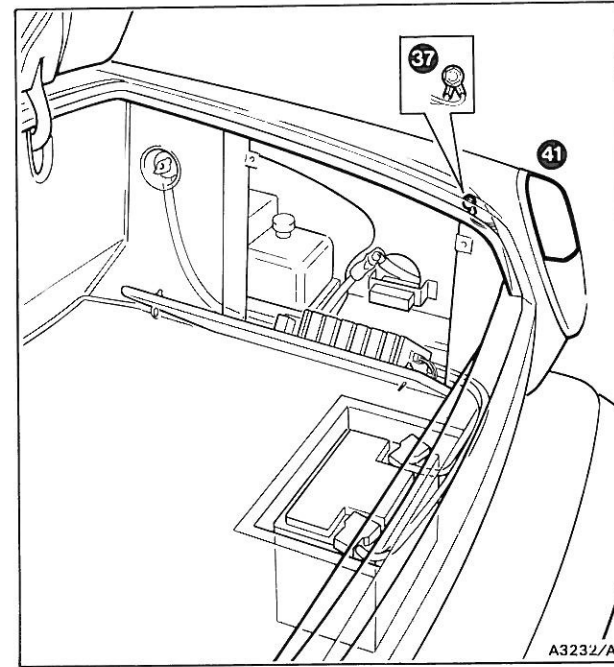
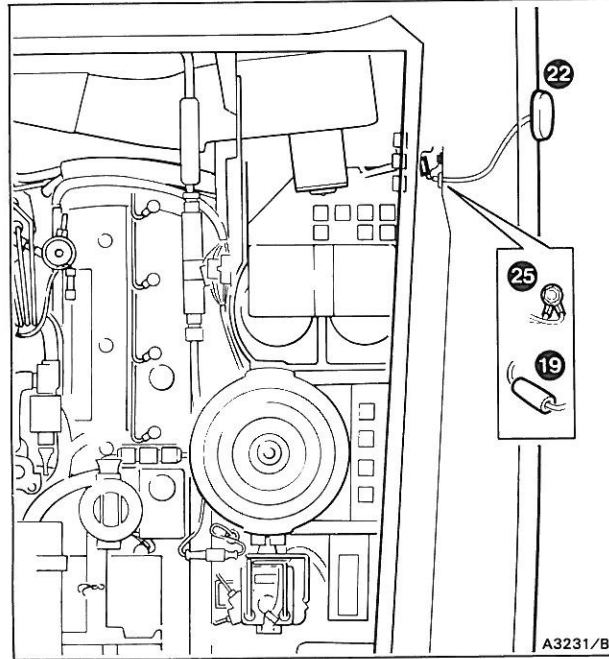
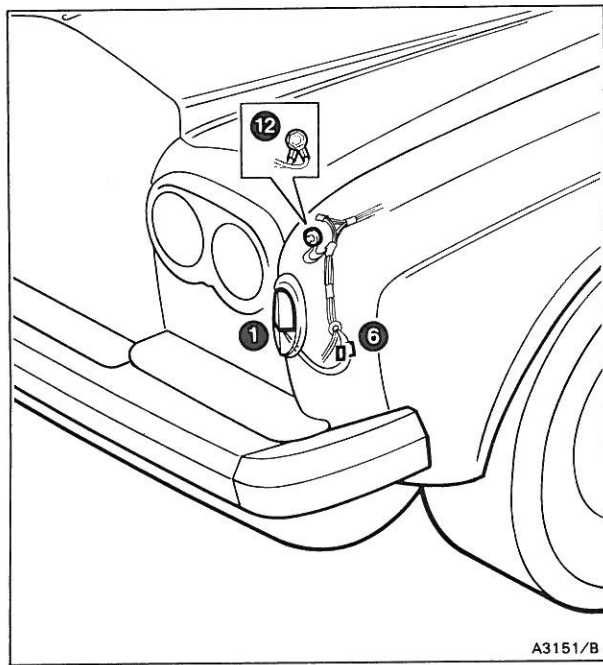
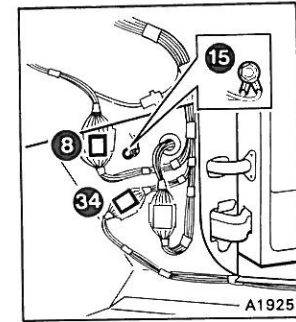
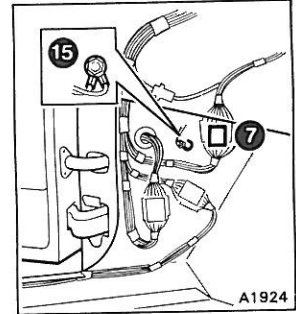
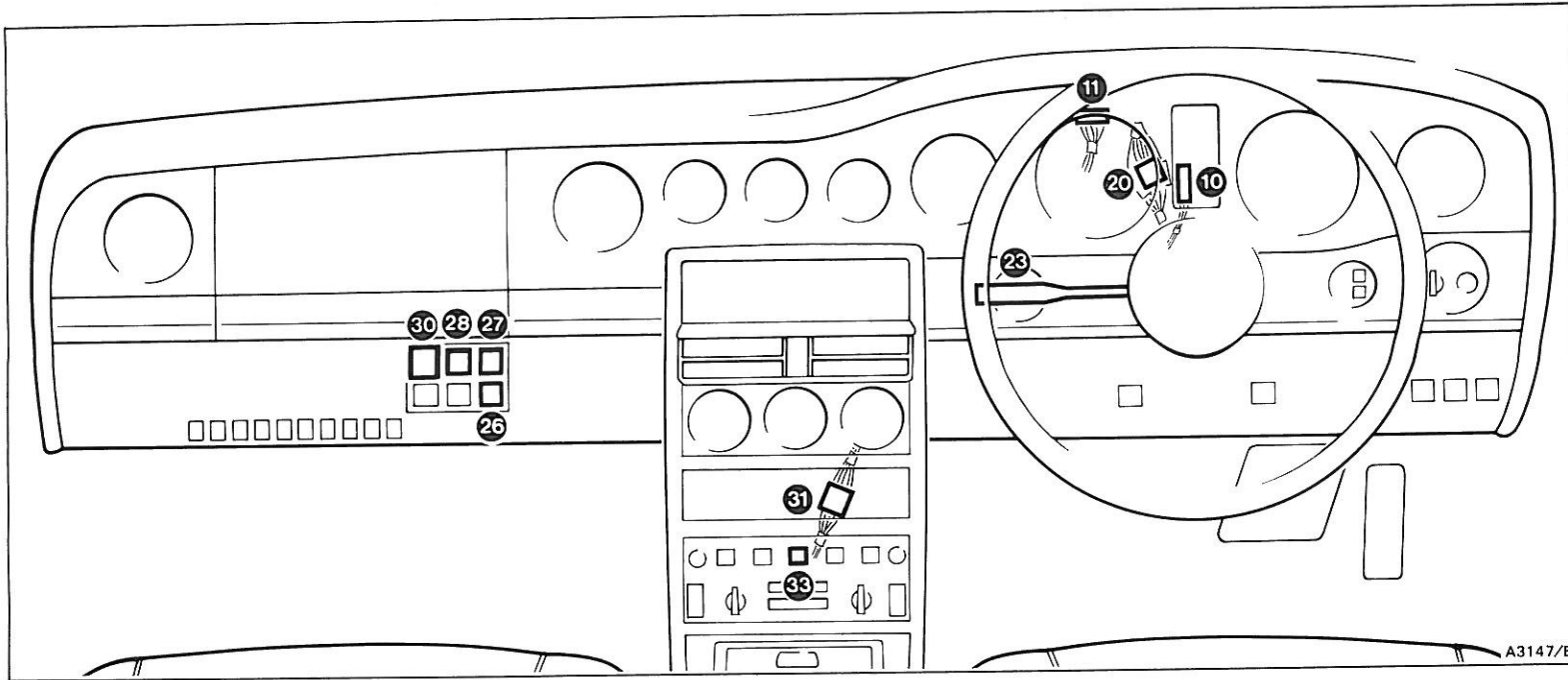
38 Splice H



- 39 Body to luggage compartment lid loom plug and socket 3-way
- 40 Luggage compartment lid earth point
- 41 High mounted stop lamp fuse, 4 Amp, located in luggage compartment (Cars conforming to a North American specification)

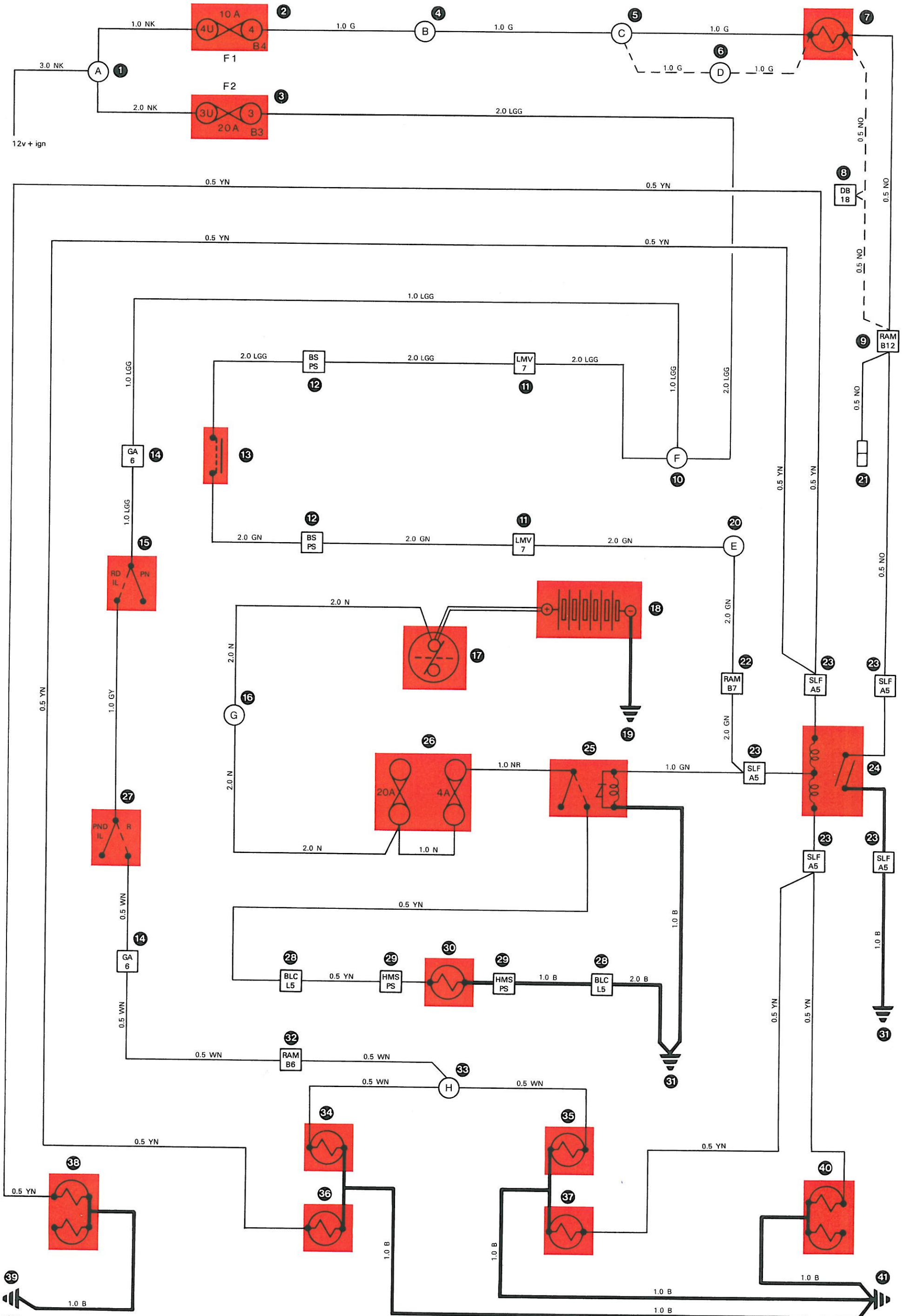
Note — — — Only applicable to cars conforming to a North American specification

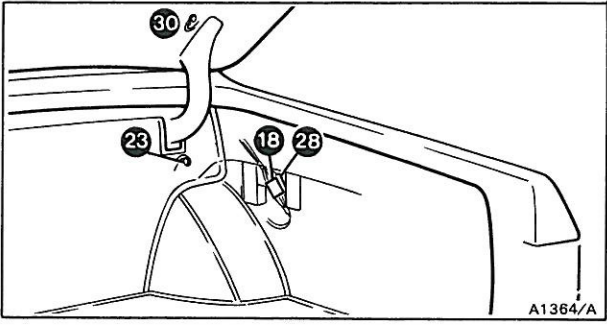
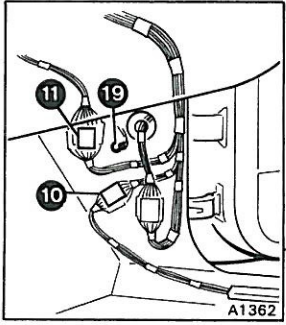
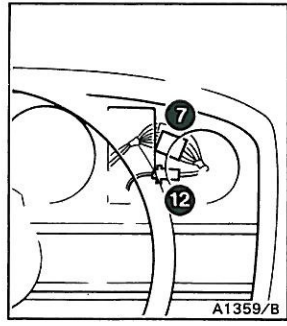
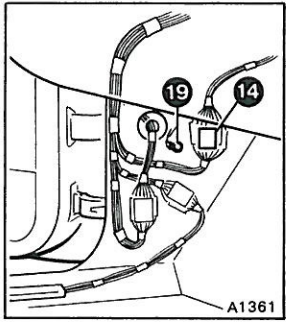
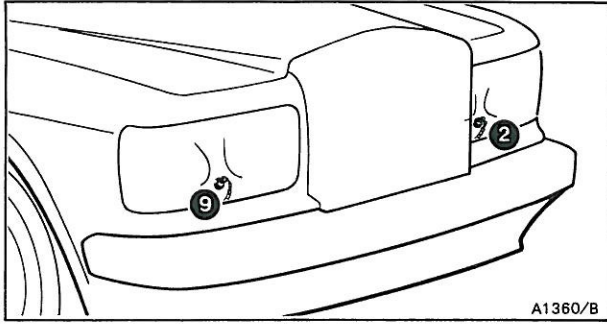




Key to 13-5

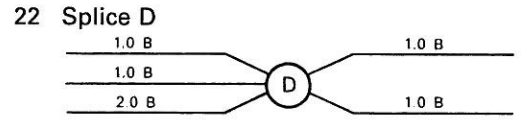
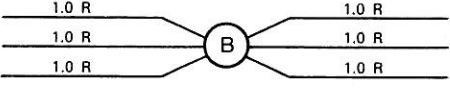
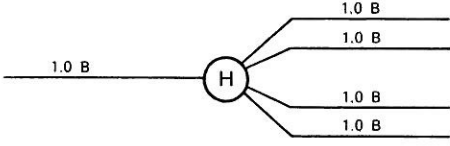
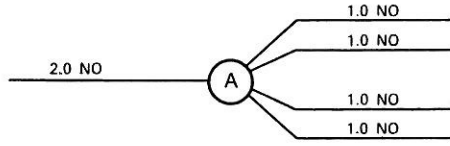
- | | |
|--|--|
| <ul style="list-style-type: none"> 1 Left-hand front indicator lamp 2 Right-hand front indicator lamp 3 Hazard warning indicator 4 Left-hand turn indicator 5 Right-hand turn indicator 6 Left-hand front indicator lamp connectors 7 Main loom to valance loom plug and socket 12-way — left-hand 'A' post 8 Main loom to valance loom plug and socket 24-way — right-hand 'A' post 9 Right-hand front indicator lamp connectors 10 Instruments module socket 26-way — yellow 11 Instruments module socket 16-way 12 Engine compartment earth point — front left-hand side 13 Splice 181 14 Splice 28. Right-hand drive cars
Splice 57. Left-hand drive cars 15 'A' post earth points 16 Splice 29. Right-hand drive cars
Splice 68. Left-hand drive cars 17 Splice 166 18 Engine compartment earth point — right-hand valance 19 Left-hand side repeater lamp connector 20 Steering column plug and socket 7-way 21 Right-hand side repeater lamp connector 22 Left-hand side repeater lamp. <i>Cars other than those conforming to a Canadian or USA specification</i> 23 Direction indicators switch 24 Right-hand side repeater lamp. <i>Cars other than those conforming to a Canadian or USA specification</i> 25 Engine compartment earth point — left-hand valance 26 Hazard warning relay 1 27 Hazard warning relay 2 28 Hazard warning relay 3 29 Splice 11. Right-hand drive cars
Splice 82. Left-hand drive cars 30 Electronic flasher unit 31 Centre console switch panel plug and socket 24-way 32 Printed circuit board connection 33 Hazard warning switch 34 Main loom to body loom plug and socket 24-way — right-hand 'A' post | <ul style="list-style-type: none"> 35 Luggage compartment earth point — rear left-hand side 36 Splice 5. Right-hand drive cars
Splice 53. Left-hand drive cars 37 Luggage compartment earth point — rear right-hand side 38 Fuseboard F2, fuse A9, 10 amp 39 Fuseboard F1, fuse B5, 20 amp 40 Left-hand rear indicator lamp 41 Right-hand rear indicator lamp |
|--|--|



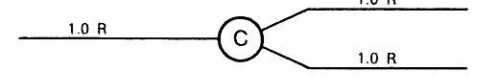


Key to 13-6

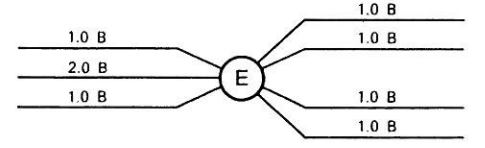
- 1 Left-hand front side/position lamp
- 2 Left-hand front earth point (engine compartment)
- 3 Fuseboard F1, fuse C3, 10 Amp
- 4 Fuseboard F1, fuse C2, 10 Amp
- 5 Fuseboard F1, fuse C1, 10 Amp
- 6 Splice A
- 7 Switchbox plug and socket 5-way
- 8 Lighting switch
- 9 Right-hand front earth point (engine compartment)
- 10 Right-hand 'A' post main to body loom plug and socket 12-way
- 11 Right-hand main to valance loom plug and socket 12-way
- 12 Switchbox 60 Amp connector
- 13 Right-hand front side/position lamp
- 14 Left-hand main to valance loom plug and socket 9-way
- 15 Splice H
- 16 Side/position lamps warning lamp
- 17 Splice B
- 18 Body to luggage compartment lid loom plug and socket 12-way
- 19 'A' post earth point
- 20 Left-hand rear side/position lamp
- 21 Luggage compartment lid side/position lamp — left-hand (Cars conforming to a Japanese or North American specification)
- 22 Splice D
- 23 Luggage compartment earth point — right-hand
- 24 Number plate lamp — left-hand
- 25 Splice C
- 26 Number plate lamp — right-hand
- 27 Splice E
- 28 Luggage compartment lid loom plug and socket 3-way
- 29 Splice F
- 30 Luggage compartment lid earth point
- 31 Luggage compartment lid side/position lamp — right-hand (Cars conforming to a Japanese or North American specification)
- 32 Right-hand rear side/position lamp
- 33 Splice G



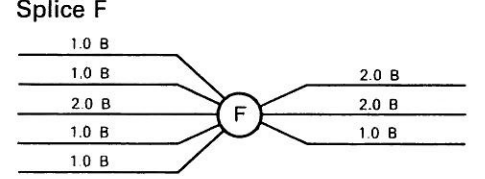
- 23 Luggage compartment earth point — right-hand
- 24 Number plate lamp — left-hand
- 25 Splice C



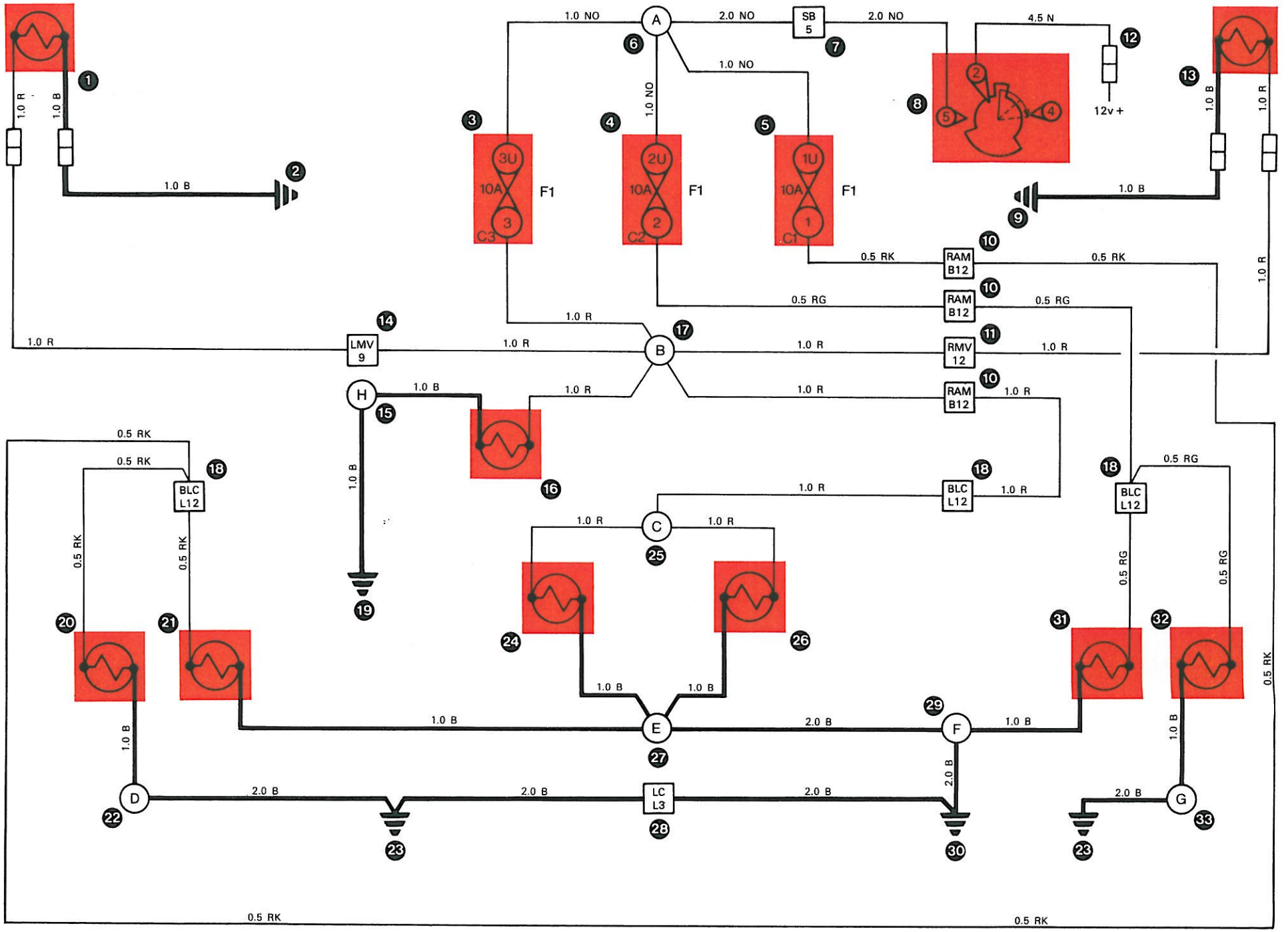
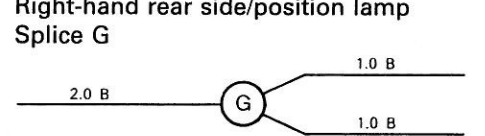
- 26 Number plate lamp — right-hand
- 27 Splice E

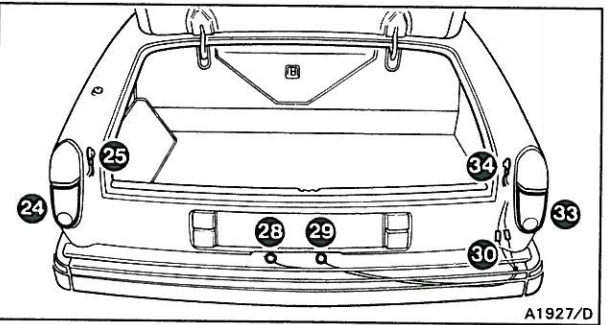
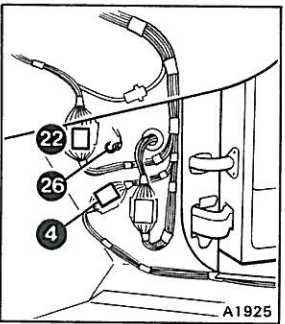
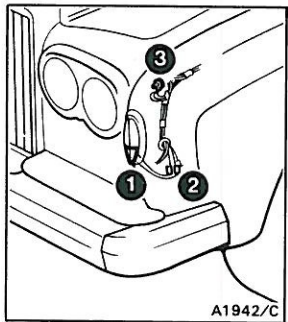
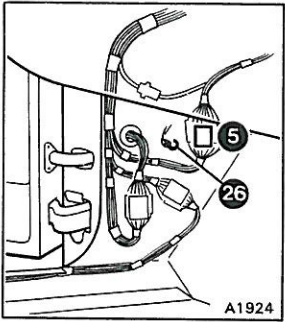
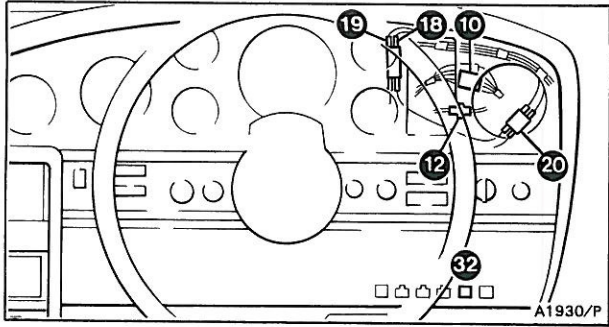


- 28 Luggage compartment lid loom plug and socket 3-way
- 29 Splice F



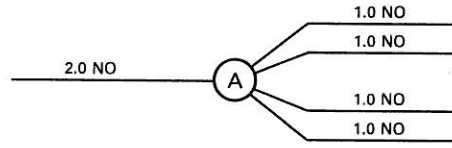
- 30 Luggage compartment lid earth point
- 31 Luggage compartment lid side/position lamp — right-hand (Cars conforming to a Japanese or North American specification)
- 32 Right-hand rear side/position lamp
- 33 Splice G



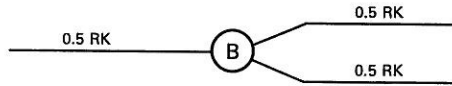


Key to 13-7

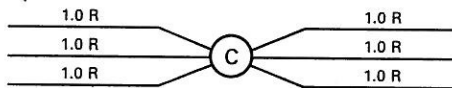
- 1 Left-hand front side/position lamp
- 2 Left-hand front side/position lamp connections
- 3 Left-hand front earth point (engine compartment)
- 4 Right-hand 'A' post main to body loom plug and socket 12-way
- 5 Left-hand main to valance loom plug and socket 9-way
- 6 Fuseboard F1, fuse C1, 10 Amp
- 7 Fuseboard F1, fuse C3, 10 Amp
- 8 Fuseboard F1, fuse C2, 10 Amp
- 9 Splice A



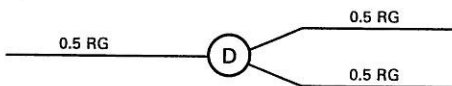
- 10 Switchbox plug and socket 5-way
- 11 Lighting switch (switchbox)
- 12 Switchbox 60 Amp connection
- 13 Right-hand front side/position lamp
- 14 Right-hand front side/position lamp connections
- 15 Right-hand front earth point (engine compartment)
- 16 Splice B



- 17 Side/position lamps warning lamp
- 18 Side/position lamps diode
- 19 Side/position lamps warning lamp test diode
- 20 Warning lamp link to main loom connection
- 21 Splice C

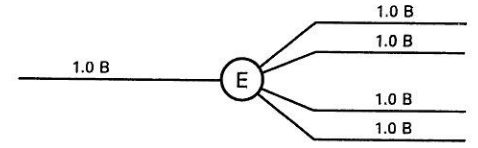


- 22 Right-hand main to valance loom plug and socket 12-way
- 23 Splice D

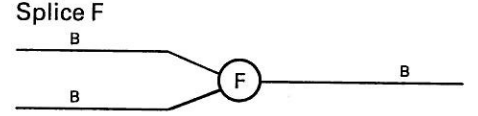


- 24 Left-hand rear side/position (tail) lamp

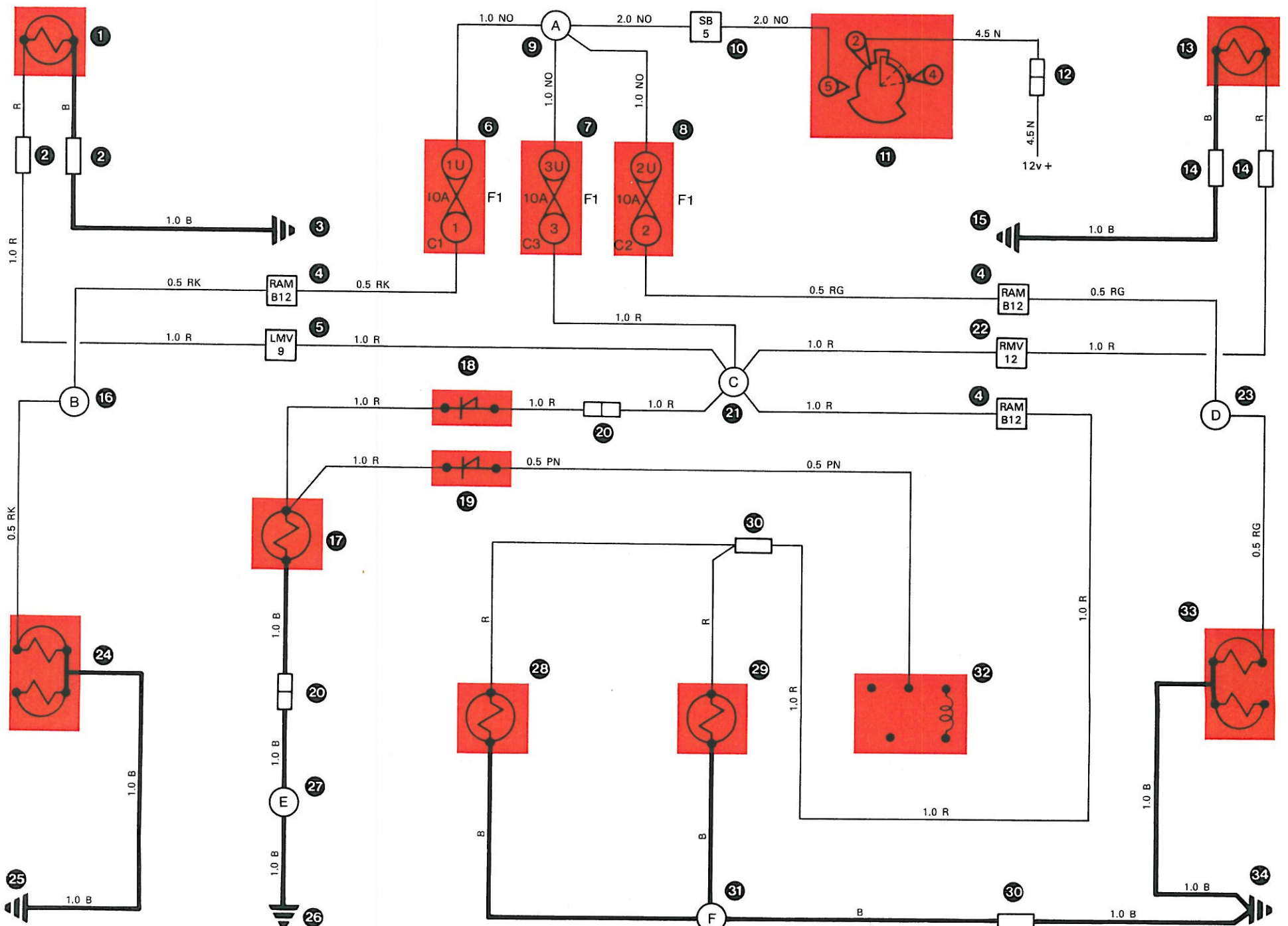
- 25 Luggage compartment earth point – left-hand rear
- 26 'A' post earth point
- 27 Splice E

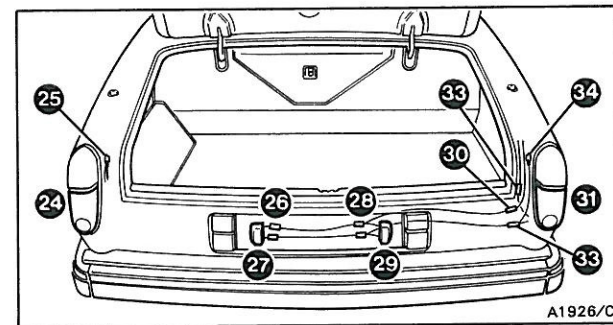
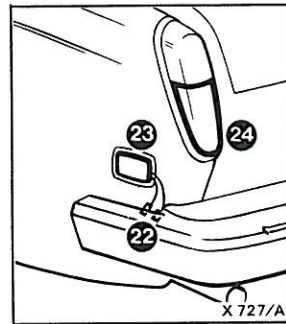
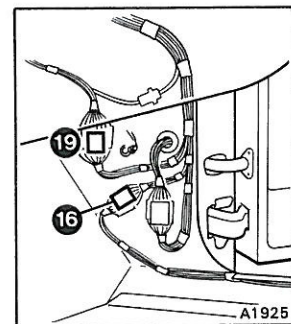
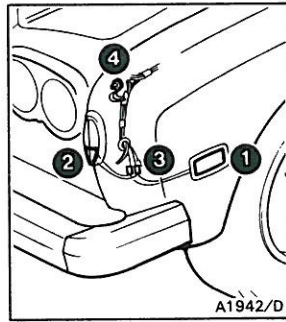
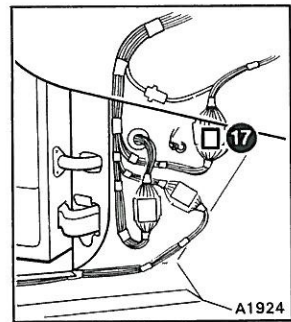
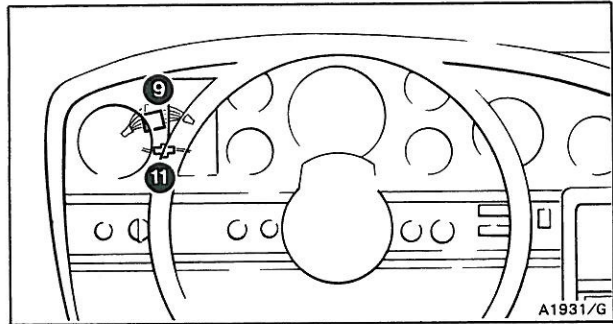


- 28 Number plate lamp – left-hand
- 29 Number plate lamp – right-hand
- 30 Right-hand body to number plate lamps loom connections
- 31 Splice F



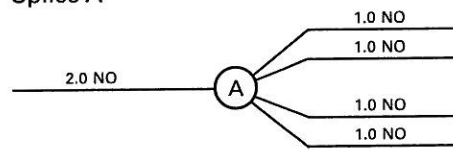
- 32 Warm-up regulator inhibit relay
- 33 Right-hand rear side/position (tail) lamp
- 34 Luggage compartment earth point – right-hand rear



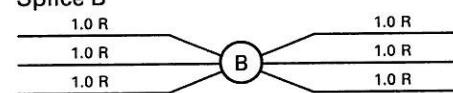


Key to 13-8

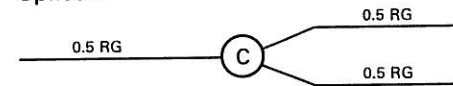
- 1 Left-hand front side marker lamp
- 2 Left-hand front side/position lamp
- 3 Left-hand front side/position and side marker lamp connections
- 4 Left-hand front earth point (engine compartment)
- 5 Fuseboard F1, fuse C1, 10 Amp
- 6 Fuseboard F1, fuse C3, 10 Amp
- 7 Fuseboard F1, fuse C2, 10 Amp
- 8 Splice A



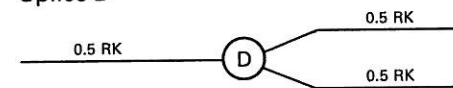
- 9 Switchbox plug and socket 5-way
- 10 Lighting switch (switchbox)
- 11 Switchbox 60 Amp connection
- 12 Right-hand front side/position lamp
- 13 Right-hand front side marker lamp
- 14 Right-hand front side/position and side marker lamp connections
- 15 Right-hand front earth point (engine compartment)
- 16 Right-hand 'A' post main to body loom plug and socket 12-way
- 17 Left-hand main to valance loom plug and socket 9-way
- 18 Splice B



- 19 Right-hand main to valance loom plug and socket 12-way
- 20 Splice C



- 21 Splice D



- 22 Left-hand rear side marker lamp connections

