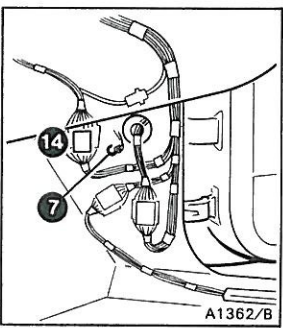
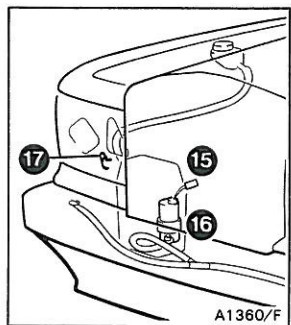
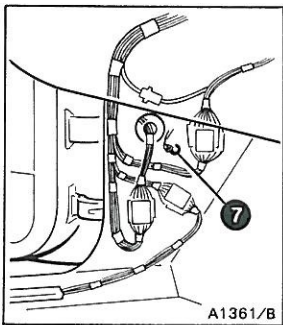
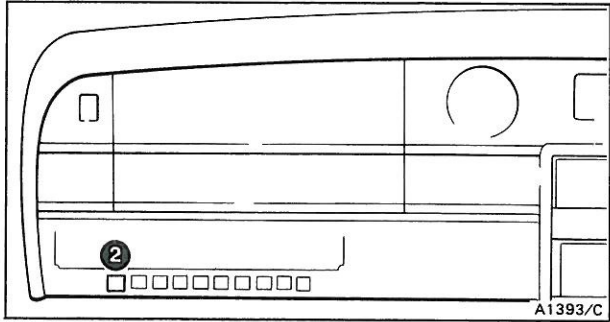
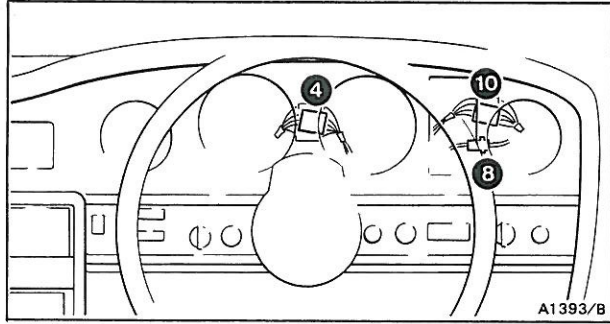




Headlamp washers

Contents	Specific application	Pages							
		Rolls-Royce		Corniche / Corniche II	Bentley	Mulsanne	Mulsanne S	Turbo R	Continental
Silver Spirit	Silver Spur	Eight							
Headlamp washers									
Component location		14-2	14-2	—	14-2	14-2	14-2	14-2	—
Wiring diagram		14-2	14-2	—	14-2	14-2	14-2	14-2	—



Key to 14-2

- 1 Fuseboard F2, fuse C5, 20 Amp
- 2 Headlamps powerwash timer
- 3 Splice B
- 4 Steering column plug and socket 7-way
- 5 Washers switch (column)
- 6 Splice D
- 7 'A' post earth points
- 8 Switchbox 60 Amp connection
- 9 Headlamps switch
- 10 Switchbox plug and socket 5-way
- 11 Splice A
- Right-hand drive
 - 1.0 NU
 - 1.0 NU
 - 3.0 NU
- Left-hand drive
 - 1.0 NU
 - 3.0 NU
- 12 Fuseboard F1, fuse C6, 10 Amp
- 13 Splice C
 - 1.0 B
 - 1.0 B
 - 1.0 B
 - 1.0 B
 - 1.0 B
- 14 Right-hand main to valance loom plug and socket 3-way
- 15 Headlamps washers pump plug 2-way
- 16 Headlamps washers pump
- 17 Right-hand front earth point (engine compartment)

