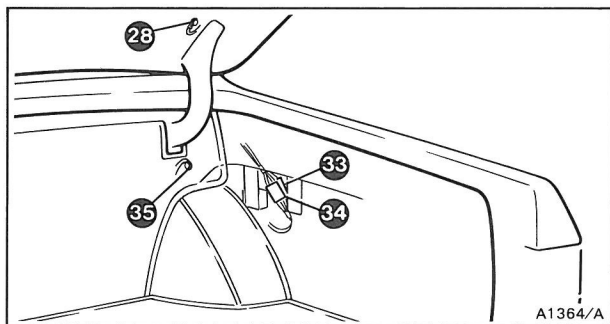
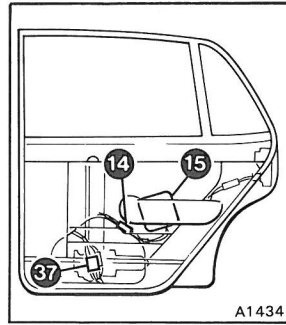
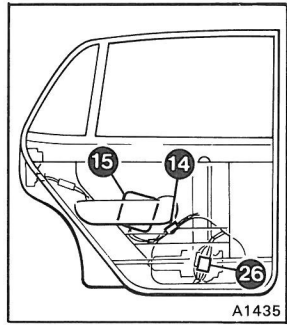
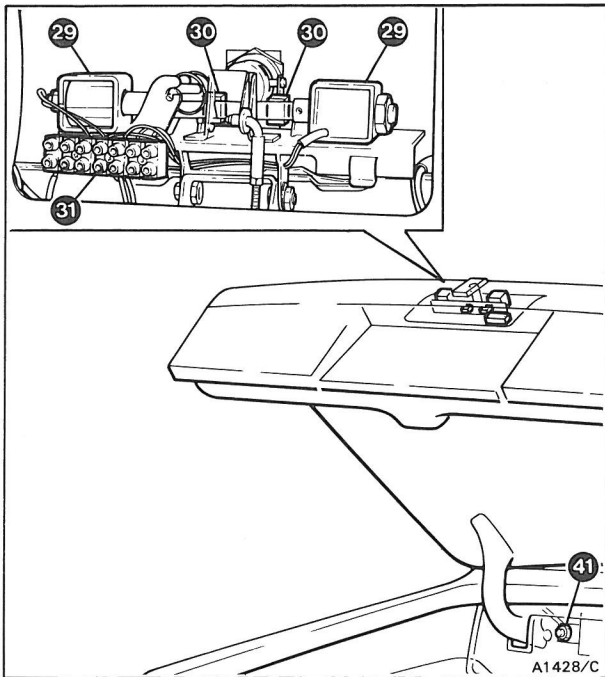
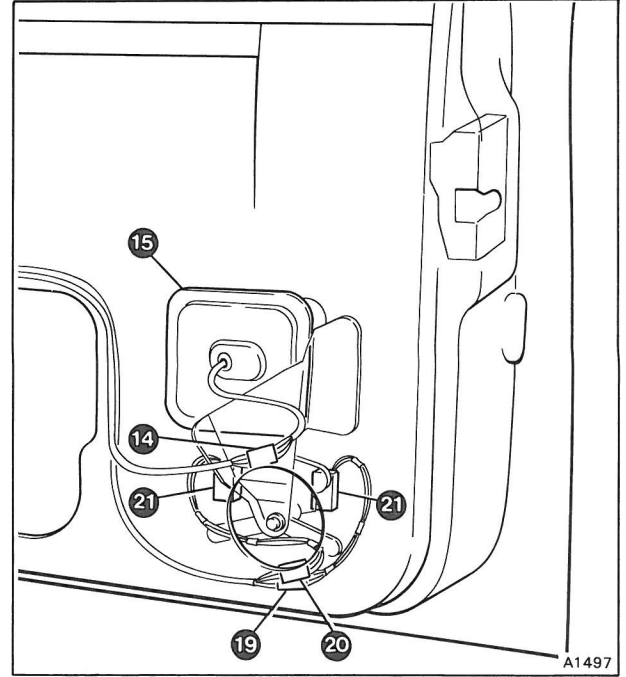
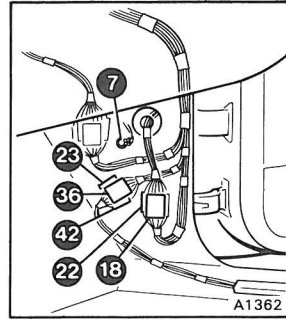
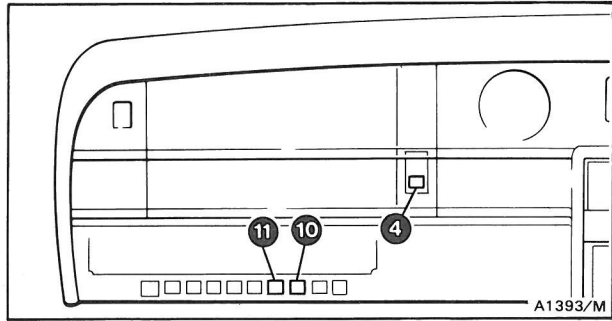
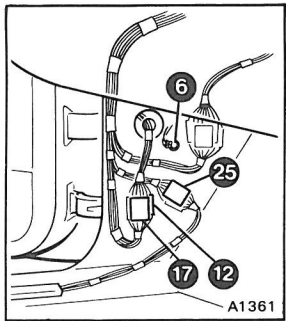




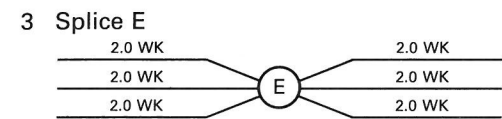
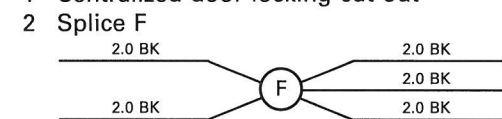
Centralized door locking system

Contents	Specific application	Pages							
		Rolls-Royce Silver Spirit	Silver Spur	Corniche	Corniche II	Bentley Eight	Mulsanne	Turbo R	Continental
Centralized door locking system									
Component location	Right-hand drive cars	17-2	17-2	17-4	—	17-2	17-2	17-2	17-4
Wiring diagram		17-3	17-3	17-5	—	17-3	17-3	17-3	17-5
Component location	Left-hand drive cars	17-2	17-2	17-6	17-6	17-2	17-2	17-2	17-6
Wiring diagram		17-3	17-3	17-7	17-7	17-3	17-3	17-3	17-7

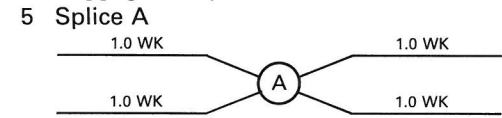


Key to 17-3

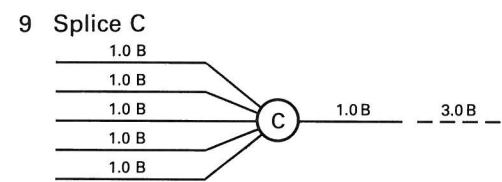
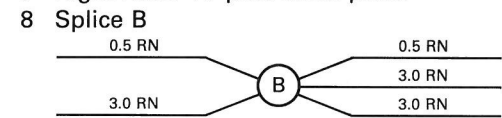
1 Centralized door locking cut-out



4 Luggage compartment lock selector switch



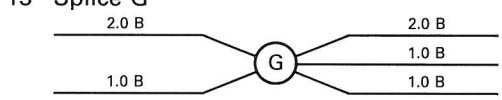
6 Left-hand 'A' post earth point



10 Centralized door locking lock relay

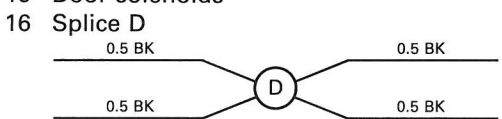
11 Centralized door locking unlock relay

12 Left-hand front door plug and socket 7-way



14 Centralized door locking solenoid plug and socket

15 Door solenoids



17 Left-hand front door plug and socket 12-way

18 Right-hand front door plug and socket 12-way

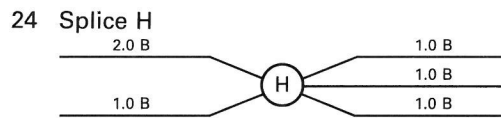
19 Centralized door locking door switch unlock plug and socket

20 Centralized door locking door switch lock plug and socket

21 Door switch (CDL)

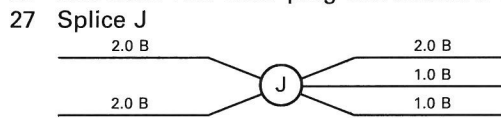
22 Right-hand front door plug and socket 7-way

23 Right-hand 'A' post main to body loom plug and socket 5-way



25 Left-hand 'A' post main to body loom plug and socket 9-way

26 Left-hand rear door plug and socket 9-way

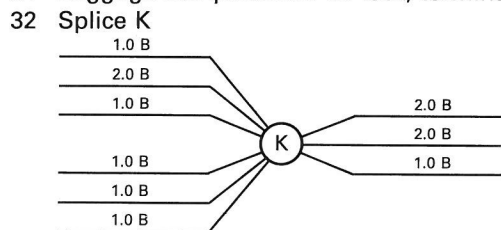


28 Luggage compartment lid earth point

29 Luggage compartment lid lock solenoids

30 Luggage compartment lid lock, key switches (Not applicable to Bentley Eight cars other than those conforming to a North American specification)

31 Luggage compartment lid lock, terminal block



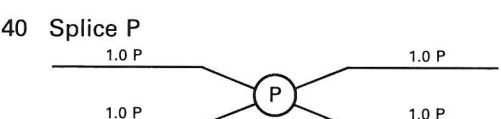
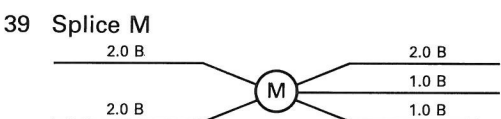
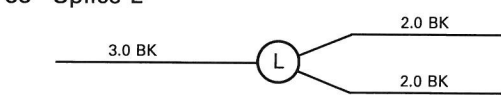
33 Body to luggage compartment lid loom plug and socket 3-way

34 Body to luggage compartment lid loom plug and socket 12-way

35 Luggage compartment earth point — right-hand

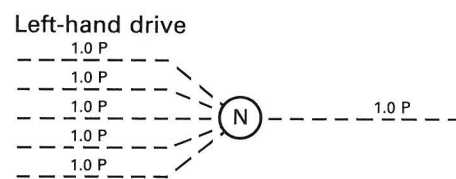
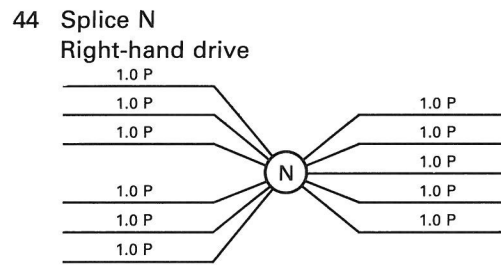
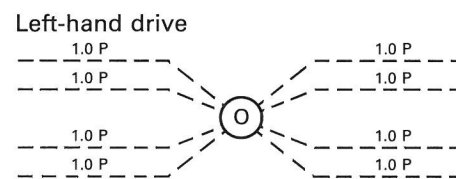
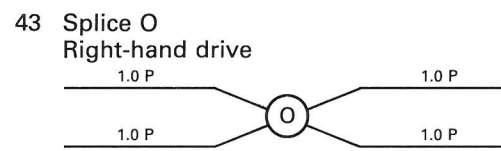
36 Right-hand 'A' post main to body loom plug and socket 6-way

37 Right-hand rear door plug and socket 9-way

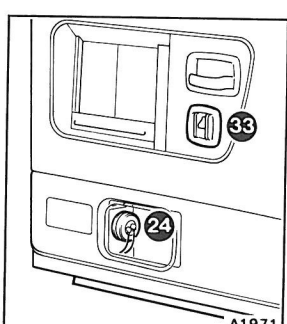
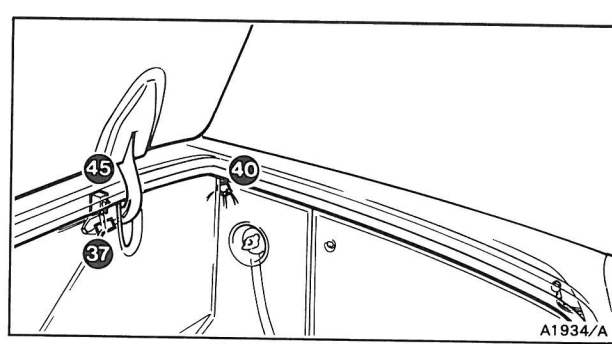
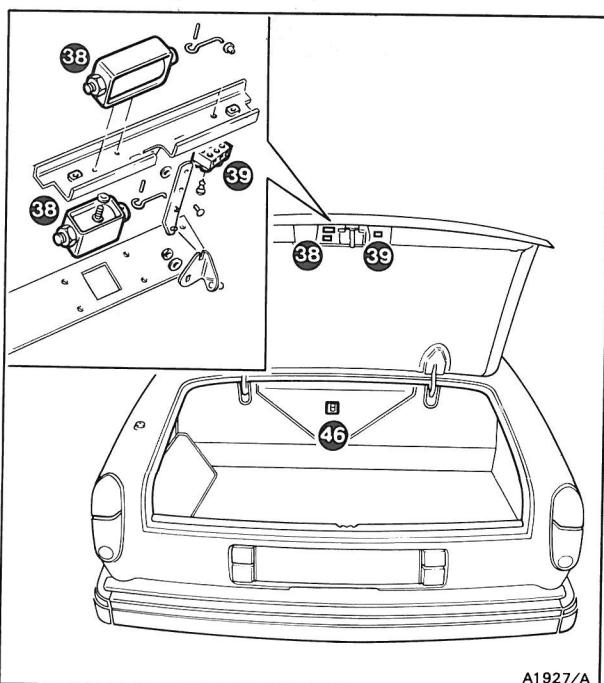
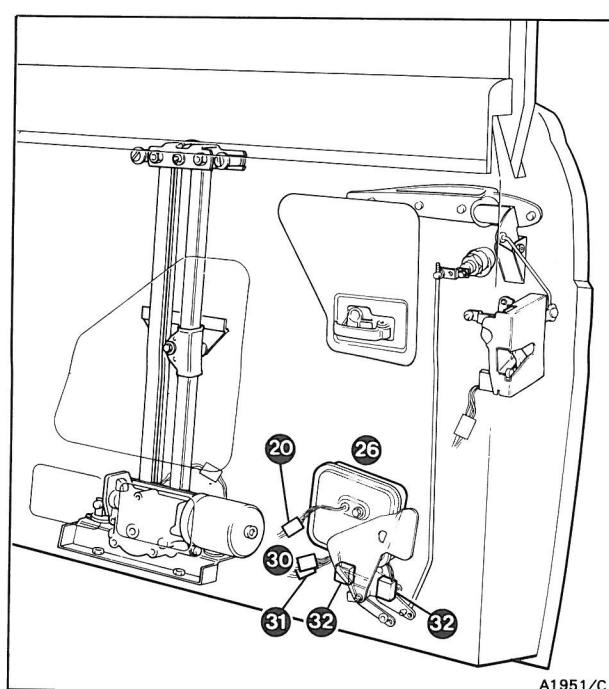
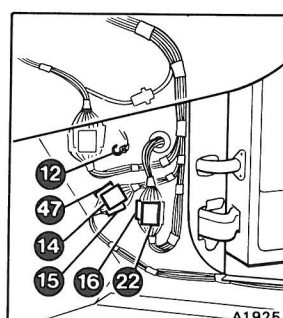
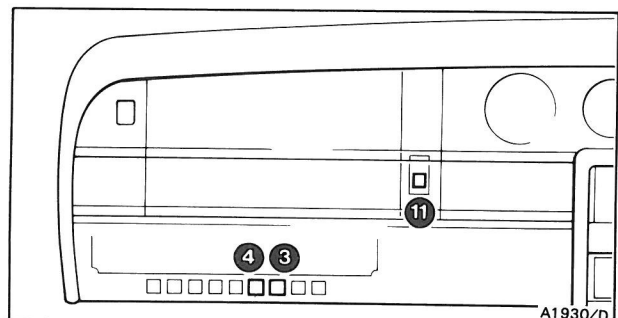
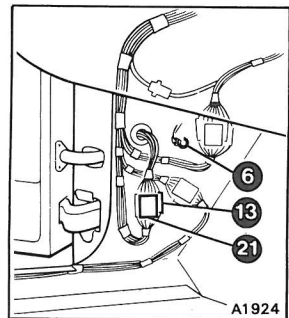


41 Luggage compartment lamp switch

42 Right-hand 'A' post main to body loom plug and socket 12-way

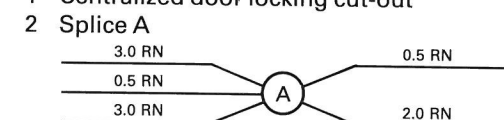


45 Fuseboard F1, fuse B5, 10 Amp

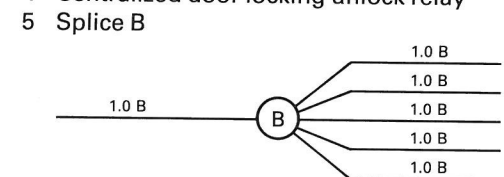


Key to 17-5

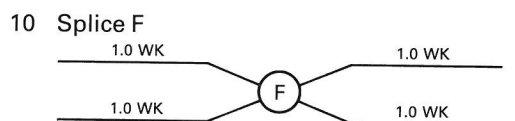
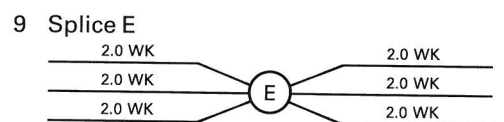
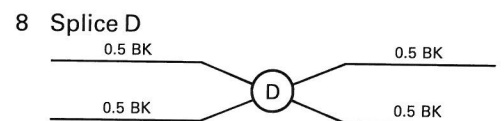
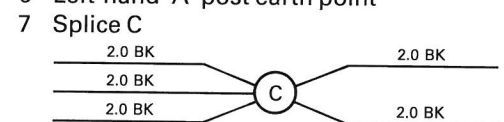
1 Centralized door locking cut-out



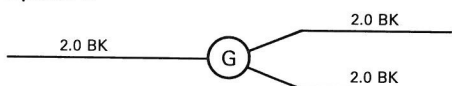
3 Centralized door locking lock relay
4 Centralized door locking unlock relay



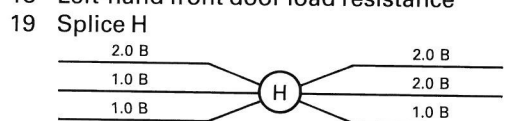
6 Left-hand 'A' post earth point



11 Luggage compartment lock selector switch
12 Right-hand 'A' post earth point
13 Left-hand front door plug and socket 7-way
14 Right-hand 'A' post main to body loom plug and socket 5-way
15 Right-hand 'A' post main to body loom plug and socket 6-way
16 Right-hand front door plug and socket 7-way
17 Splice G

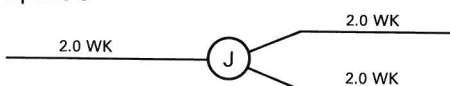


18 Left-hand front door load resistance

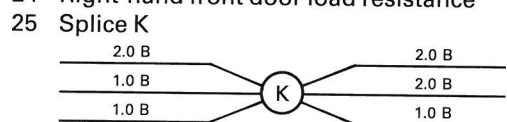


20 Centralized door locking solenoid plug and socket
21 Left-hand front door plug and socket 12-way
22 Right-hand front door plug and socket 12-way

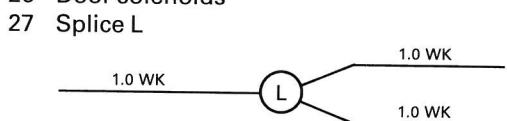
23 Splice J



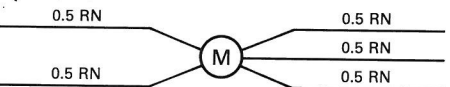
24 Right-hand front door load resistance



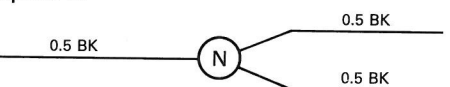
26 Door solenoids



28 Splice M



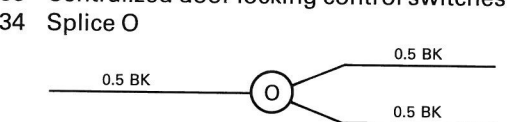
29 Splice N



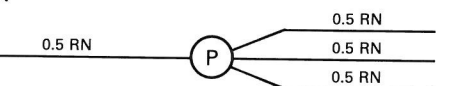
30 Centralized door locking switch unlock plug and socket

31 Centralized door locking switch lock plug and socket

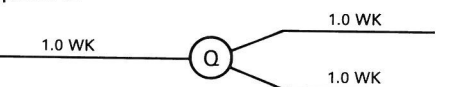
32 Centralized door locking key switches
33 Centralized door locking control switches



35 Splice P



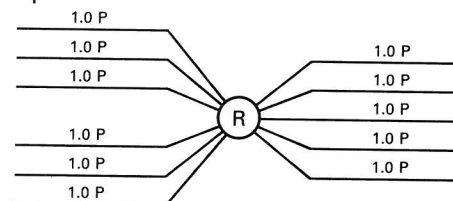
36 Splice Q



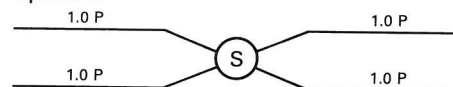
37 Body to luggage compartment lid loom plug and socket 5-way

38 Luggage compartment lid lock solenoids
39 Luggage compartment lid lock, terminal block
40 Luggage compartment earth point - right-hand
41 Fuseboard F1, fuse B5, 10 Amp

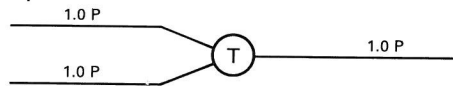
42 Splice R



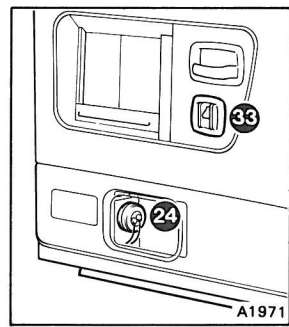
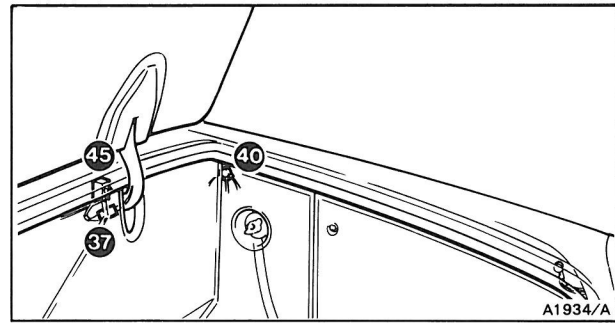
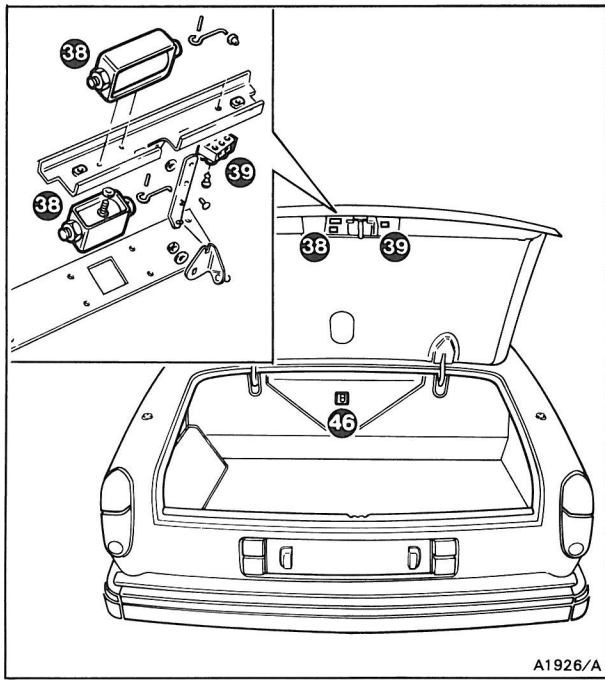
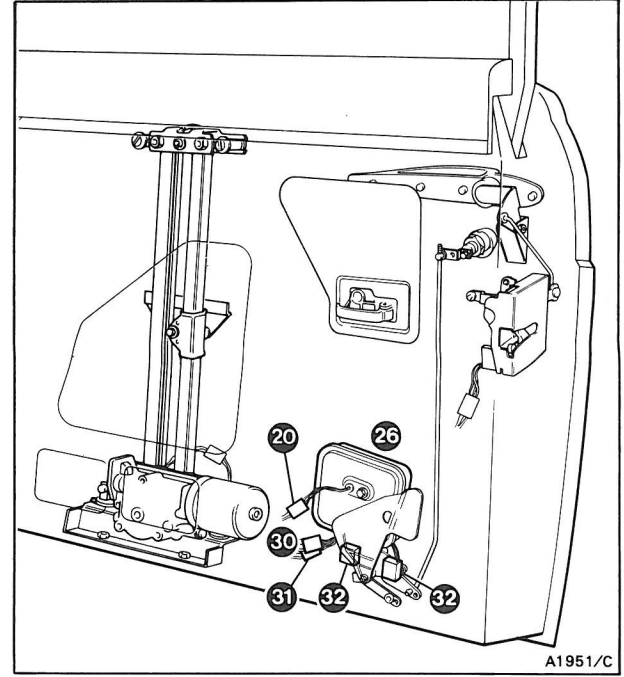
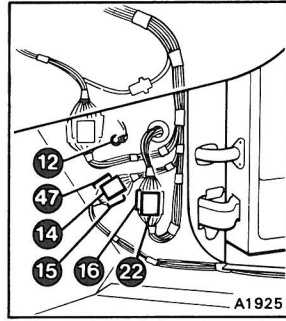
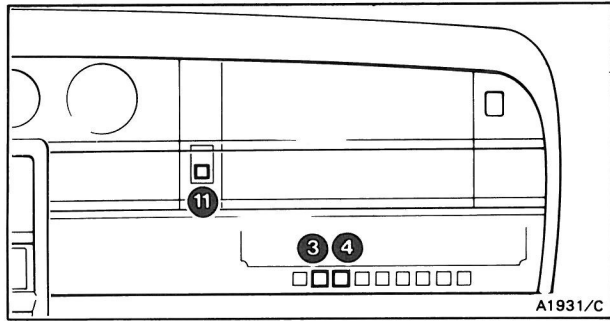
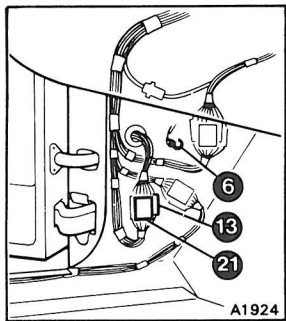
43 Splice S



44 Splice T

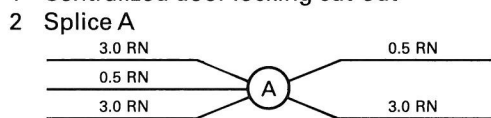


45 Luggage compartment lamp switch
46 Luggage compartment centralized door locking switch
47 Right-hand 'A' post main to body loom plug and socket 12-way

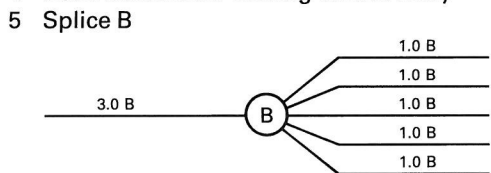


Key to 17-7

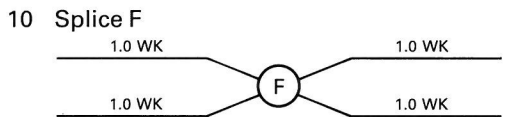
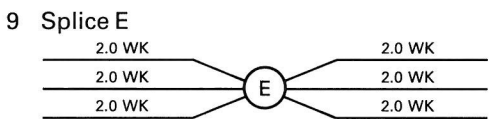
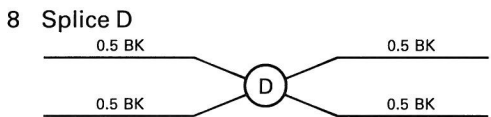
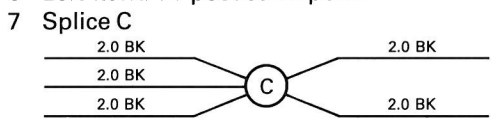
1 Centralized door locking cut-out



3 Centralized door locking lock relay
4 Centralized door locking unlock relay



6 Left-hand 'A' post earth point



11 Luggage compartment lock selector switch

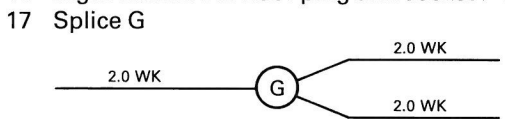
12 Right-hand 'A' post earth point

13 Left-hand front door plug and socket 7-way

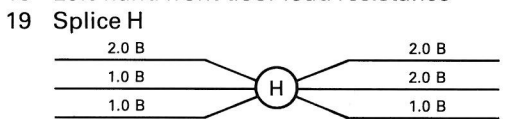
14 Right-hand 'A' post main to body loom plug and socket 5-way

15 Right-hand 'A' post main to body loom plug and socket 6-way

16 Right-hand front door plug and socket 7-way



18 Left-hand front door load resistance

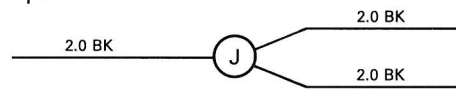


20 Centralized door locking solenoid plug and socket

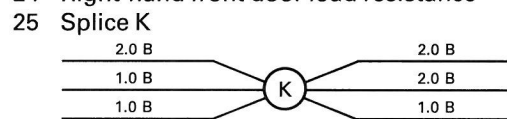
21 Left-hand front door plug and socket 12-way

22 Right-hand front door plug and socket 12-way

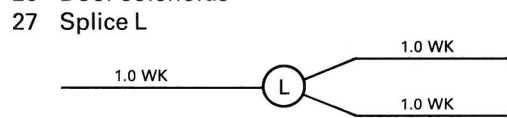
23 Splice J



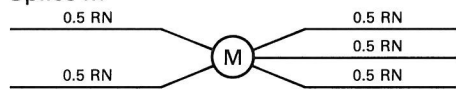
24 Right-hand front door load resistance



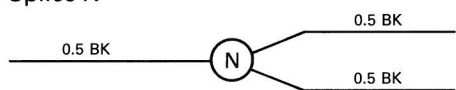
26 Door solenoids



28 Splice M



29 Splice N

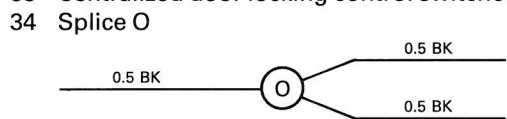


30 Centralized door locking switch unlock plug and socket

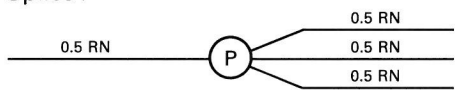
31 Centralized door locking switch lock plug and socket

32 Centralized door locking key switches

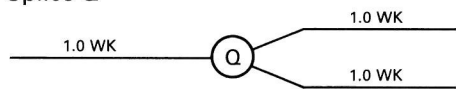
33 Centralized door locking control switches



35 Splice P



36 Splice Q



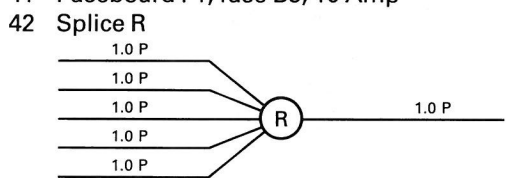
37 Body to luggage compartment lid loom plug and socket 5-way

38 Luggage compartment lid lock solenoids

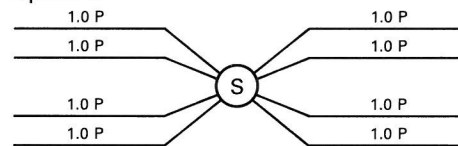
39 Luggage compartment lid lock, terminal block

40 Luggage compartment earth point – right-hand

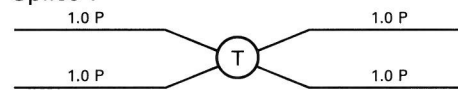
41 Fuseboard F1, fuse B5, 10 Amp



43 Splice S



44 Splice T



45 Luggage compartment lamp switch

46 Luggage compartment centralized door locking switch

47 Right-hand 'A' post main to body loom plug and socket 12-way

