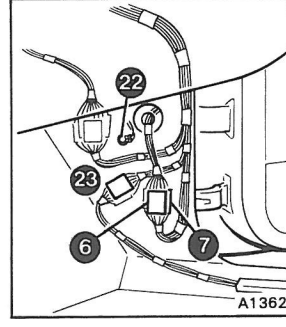
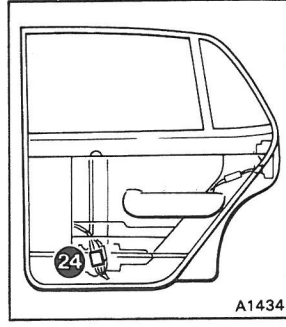
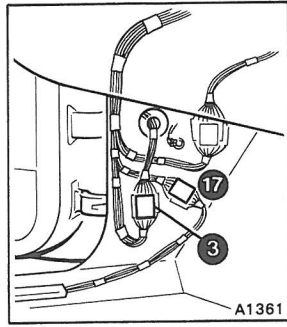
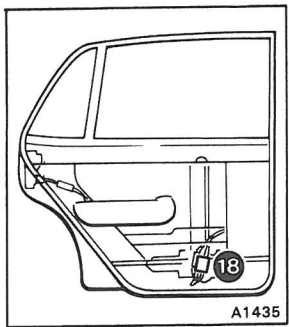
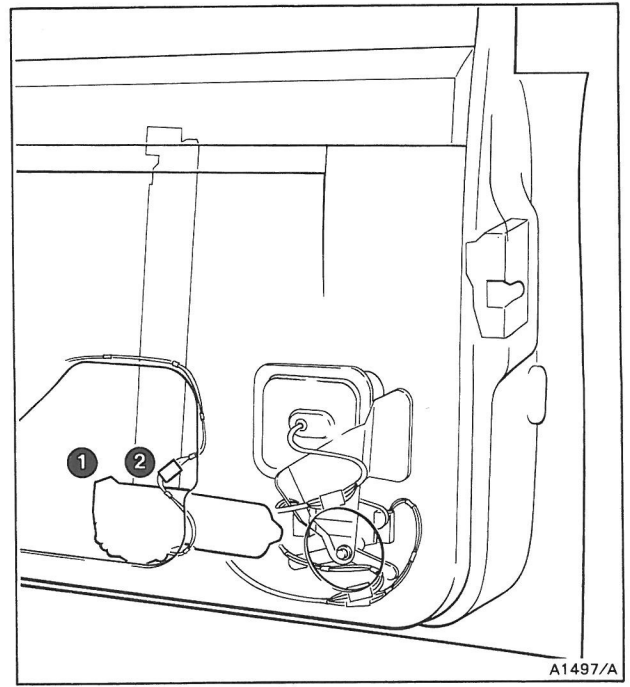
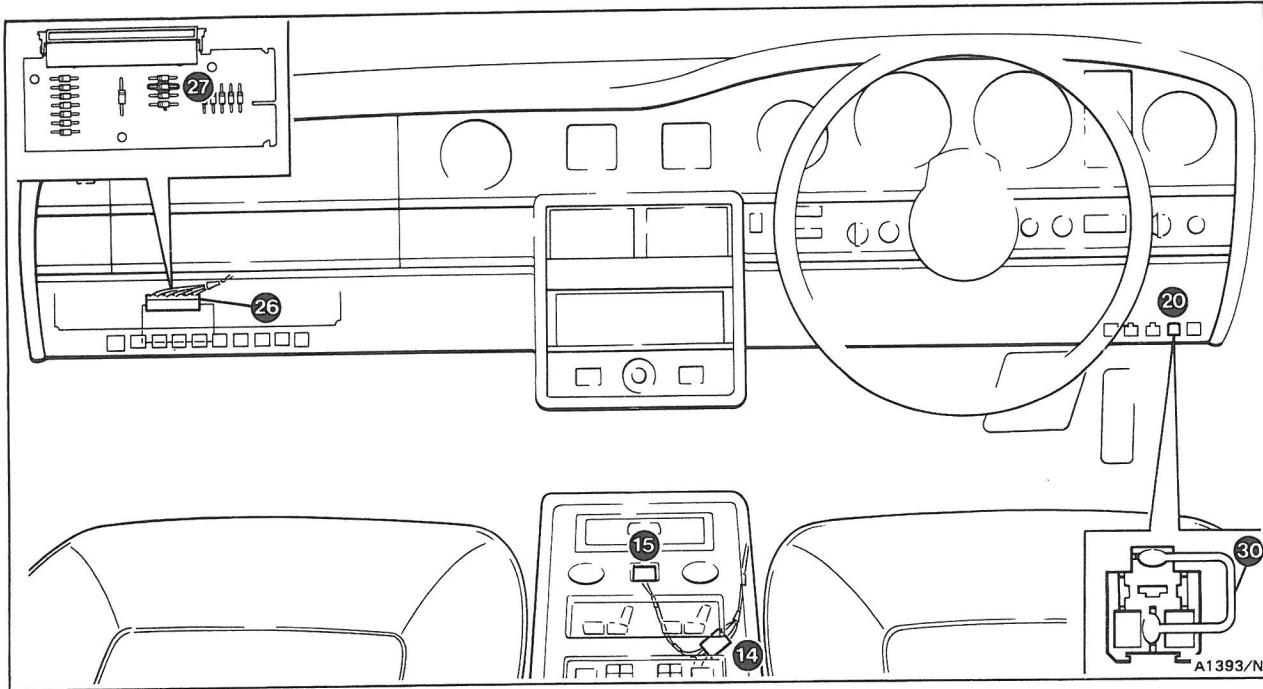




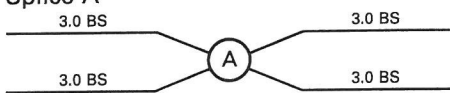
## Window lifts

| Contents            | Specific application   | Pages         |             |                        |         |          |            |         |             |
|---------------------|--|---------------|-------------|------------------------|---------|----------|------------|---------|-------------|
|                     |  | Rolls-Royce   |             |                        | Bentley |          |            |         |             |
|                     |  | Silver Spirit | Silver Spur | Corniche / Corniche II | Eight   | Mulsanne | Mulsanne S | Turbo R | Continental |
| <b>Window lifts</b> | Right-hand drive cars  |               |             |                        |         |          |            |         |             |
| Component location  | 1987 model year  | 18-2          | 18-2        | 18-8                   | 18-2    | 18-2     | —          | 18-2    | 18-8        |
| Wiring diagram      |  | 18-3          | 18-3        | 18-9                   | 18-3    | 18-3     | —          | 18-3    | 18-9        |
| Component location  | 1988 model year  | 18-2          | 18-2        | 18-14                  | 18-2    | —        | 18-2       | 18-2    | 18-14       |
| Wiring diagram      |  | 18-3          | 18-3        | 18-15                  | 18-3    | —        | 18-3       | 18-3    | 18-15       |
| <b>Window lifts</b> | Left-hand drive cars   |               |             |                        |         |          |            |         |             |
| Component location  | <i>Other than those conforming to a North American specification</i> | 18-4          | 18-4        | 18-10                  | 18-4    | 18-4     | 18-4       | 18-4    | 18-10       |
| Wiring diagram      | <i>Cars conforming to a North American specification</i>             | 18-5          | 18-5        | 18-11                  | 18-5    | 18-5     | 18-5       | 18-5    | 18-11       |
| Component location  | 1987 model year  | 18-6          | 18-6        | 18-12                  | 18-6    | 18-6     | —          | 18-6    | 18-12       |
| Wiring diagram      |  | 18-7          | 18-7        | 18-13                  | 18-7    | 18-7     | —          | 18-7    | 18-13       |
| Component location  | 1988 model year  | 18-18         | 18-18       | 18-16                  | 18-18   | —        | 18-18      | —       | 18-16       |
| Wiring diagram      |  | 18-19         | 18-19       | 18-17                  | 18-19   | —        | 18-19      | —       | 18-17       |

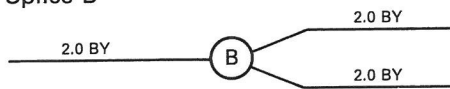


**Key to 18-3**

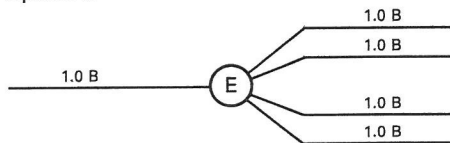
- 1 Window lift motor
- 2 Window lift motor plug and socket
- 3 Left-hand front door plug and socket 7-way
- 4 Left-hand front door window lift switch
- 5 Splice A
- 6 Right-hand front door plug and socket 7-way
- 7 Right-hand front door plug and socket 9-way
- 8 Driver's door window lifts switches
- 9 Fuseboard F3, fuse C2, 30 Amp
- 10 Fuseboard F3, fuse C3, 30 Amp
- 11 Fuseboard F3, fuse C4, 30 Amp
- 12 Fuseboard F3, fuse C5, 30 Amp
- 13 Splice C



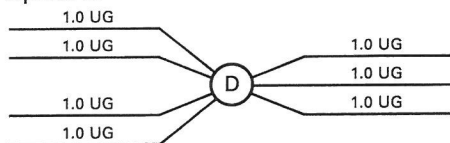
- 14 Centre stowage compartment plug and socket 5-way
- 15 Rear window lifts isolation switch
- 16 Splice B



- 17 Left-hand 'A' post main to body loom plug and socket 9-way
- 18 Left-hand rear door plug and socket 9-way
- 19 Left-hand rear door window lift switch
- 20 Window lifts relay (*Cars conforming to an Australian specification*)
- 21 Splice E

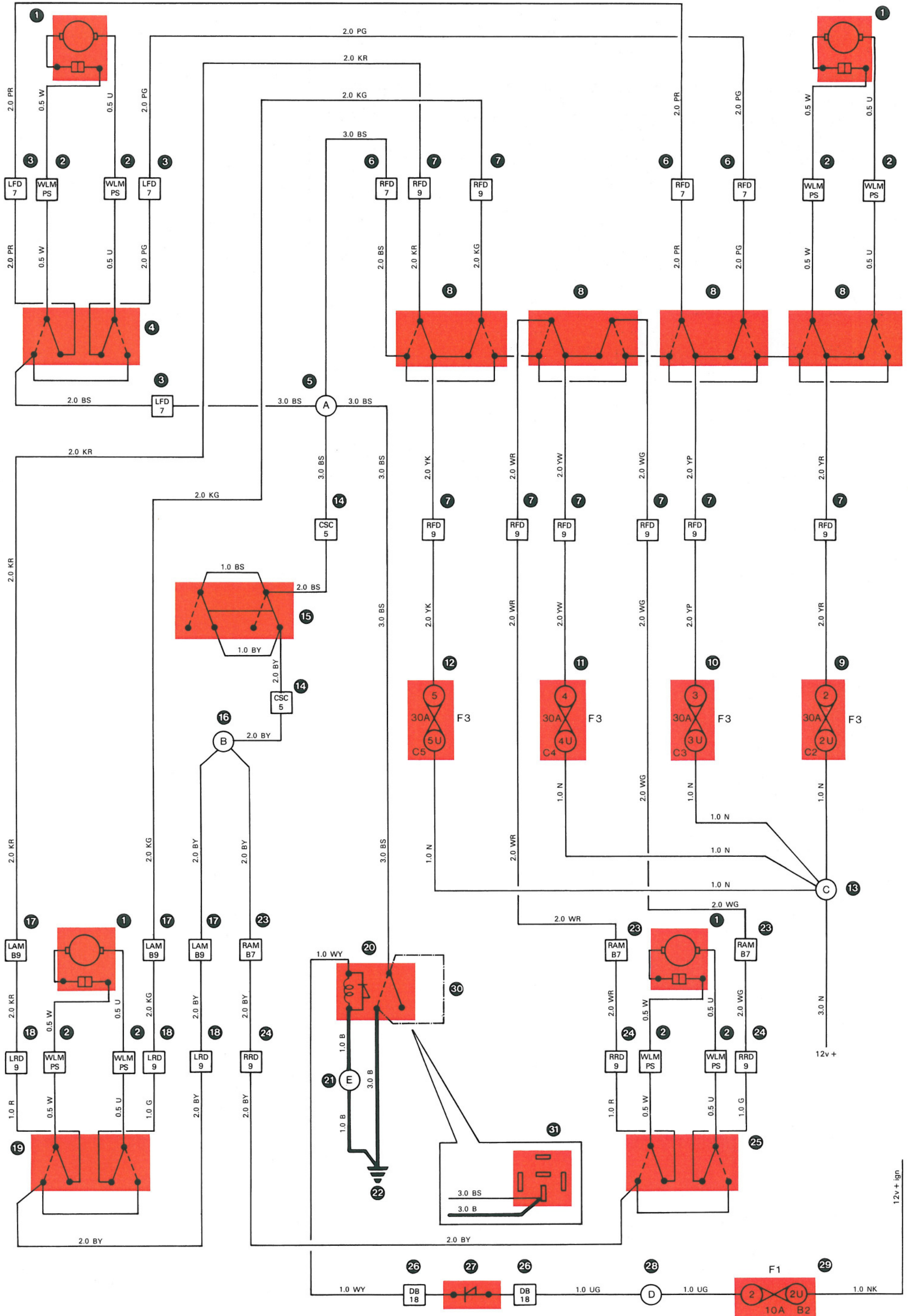


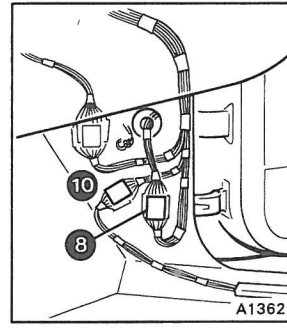
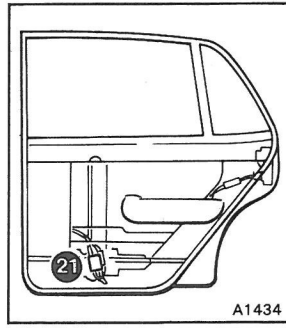
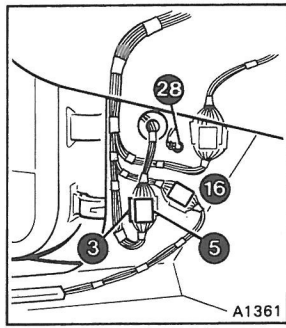
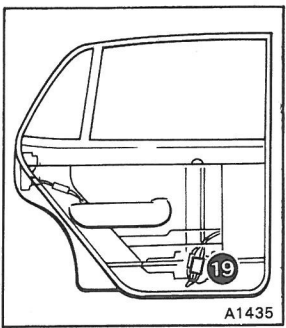
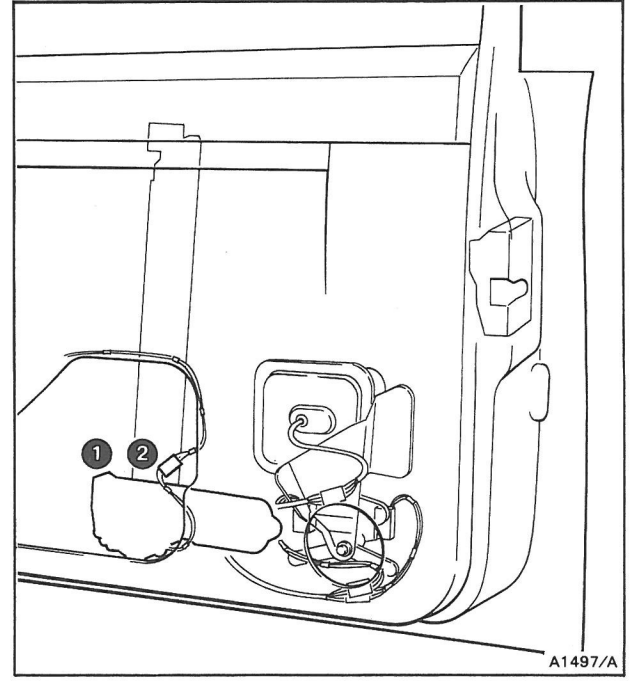
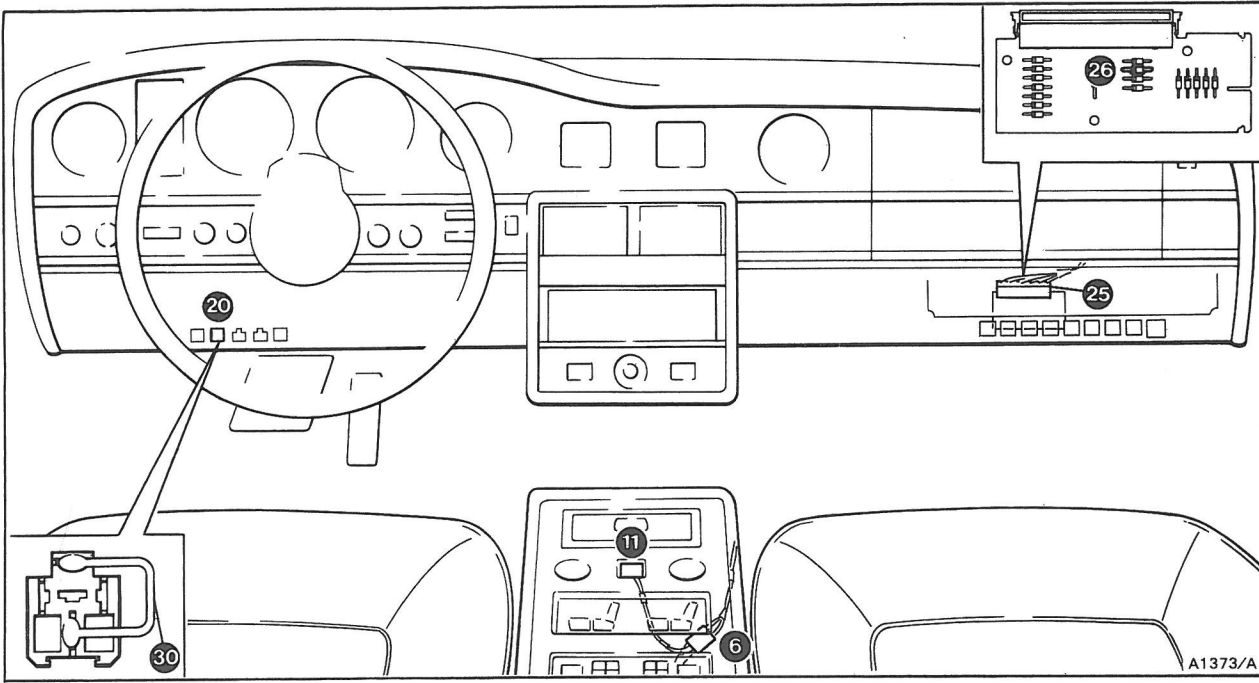
- 22 Right-hand 'A' post earth point
- 23 Right-hand 'A' post main to body loom plug and socket 7-way
- 24 Right-hand rear door plug and socket 9-way
- 25 Right-hand rear door window lift switch
- 26 Diode board plug 18-way
- 27 Diode (diode board)
- 28 Splice D



- 29 Fuseboard F1, fuse B2, 10 Amp
- 30 This link cable is fitted in place of the window lifts relay on *cars other than those conforming to an Australian specification*, (refer to item 31 – Alternative cable connections)

31 Alternative cable connections if link is not fitted (*Cars other than those conforming to an Australian specification*)

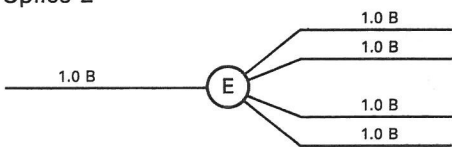
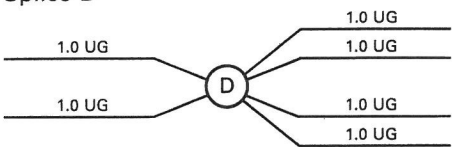
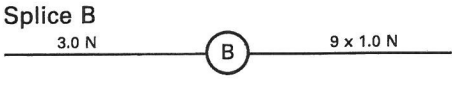
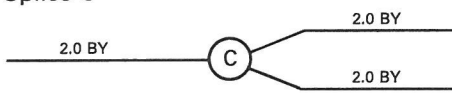
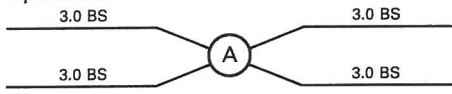




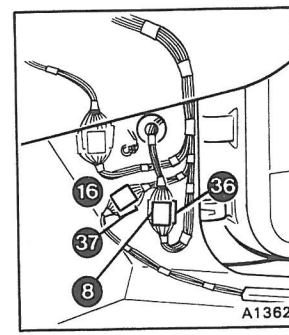
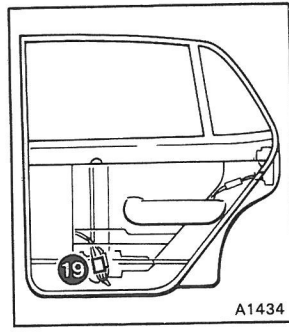
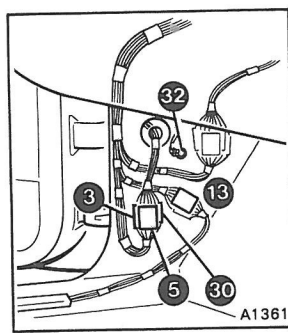

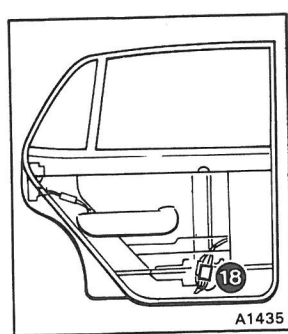
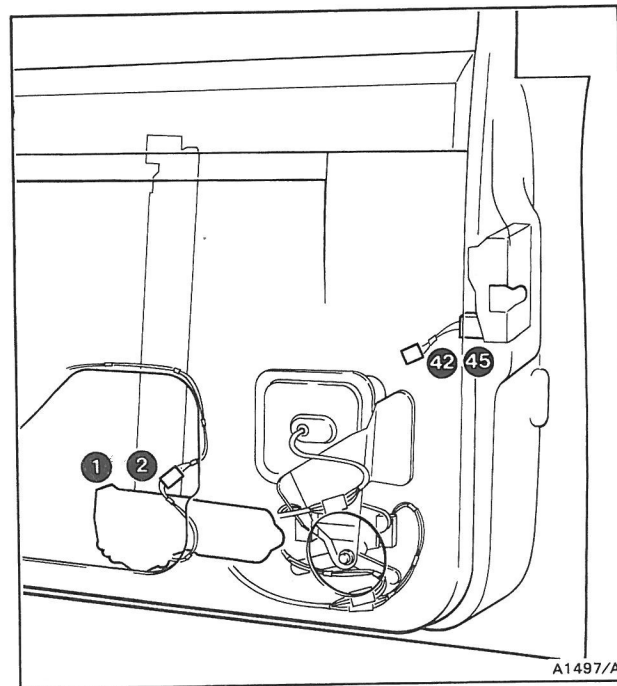

**Key to 18-5**

- 1 Window lift motor
- 2 Window lift motor plug and socket
- 3 Left-hand front door plug and socket 7-way
- 4 Driver's door window lifts switches
- 5 Left-hand front door plug and socket 9-way
- 6 Centre stowage compartment plug and socket 5-way
- 7 Splice A
- 8 Right-hand front door plug and socket 7-way
- 9 Right-hand front door window lift switch
- 10 Right-hand 'A' post main to body loom plug and socket 7-way
- 11 Rear window lifts isolation switch
- 12 Fuseboard F3, fuse C2, 30 Amp
- 13 Fuseboard F3, fuse C3, 30 Amp
- 14 Fuseboard F3, fuse C5, 30 Amp
- 15 Fuseboard F3, fuse C4, 30 Amp
- 16 Left-hand 'A' post main to body loom plug and socket 9-way
- 17 Splice C
- 18 Splice B
- 19 Left-hand rear door plug and socket 9-way
- 20 Window lifts relay (*Cars other than those conforming to a Japanese specification*)
- 21 Right-hand rear door plug and socket 9-way
- 22 Left-hand rear door window lift switch
- 23 Fuseboard F1, fuse B2, 10 Amp
- 24 Splice D
- 25 Diode board plug 18-way
- 26 Diode (diode board)
- 27 Splice E
- 28 Left-hand 'A' post earth point
- 29 Right-hand rear door window lift switch
- 30 ———— This link cable is fitted in place of the window lifts relay on *cars conforming to a Japanese specification*, (refer to item 31 – Alternative cable connections)

31 Alternative cable connections if link is not fitted  
(Cars conforming to a Japanese specification)

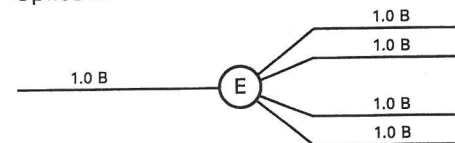
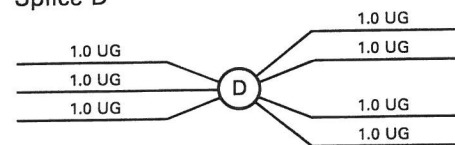
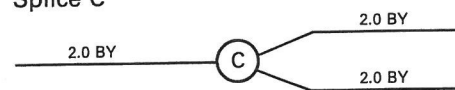
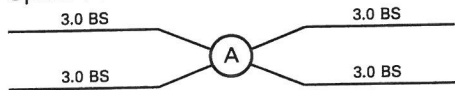




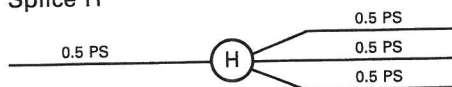


**Key to 18-7**

- 1 Window lift motor
- 2 Window lift motor plug and socket
- 3 Left-hand front door plug and socket 7-way
- 4 Driver's door window lift switches
- 5 Left-hand front door plug and socket 9-way
- 6 Centre stowage compartment plug and socket 5-way
- 7 Splice A
- 8 Right-hand front door plug and socket 7-way
- 9 Fuseboard F3, fuse C2, 30 Amp
- 10 Fuseboard F3, fuse C3, 30 Amp
- 11 Fuseboard F3, fuse C5, 30 Amp
- 12 Fuseboard F3, fuse C4, 30 Amp
- 13 Left-hand 'A' post main to body loom plug and socket 9-way
- 14 Rear window lifts isolation switch
- 15 Right-hand front door window lift switch
- 16 Right-hand 'A' post main to body loom plug and socket 7-way
- 17 Splice B
- 18 Left-hand rear door plug and socket 9-way
- 19 Right-hand rear door plug and socket 9-way
- 20 Splice C
- 21 Left-hand rear door window lift switch
- 22 Right-hand rear door window lift switch
- 23 Splice D
- 24 Fuseboard F1, fuse B2, 10 Amp
- 25 Diode board plug 18-way
- 26 Diode (diode board)
- 27 Window lifts relay
- 28 Window lifts latch relay
- 29 Diode (diode board)
- 30 Left-hand front door plug and socket 12-way
- 31 Diode (diode board)
- 32 Left-hand 'A' post earth point
- 33 Splice E



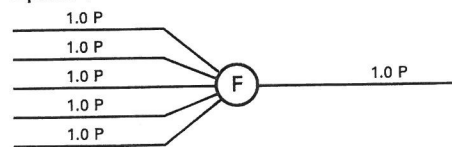
- 34 Interior lamps delay electronic control unit plug and socket
- 35 Splice H



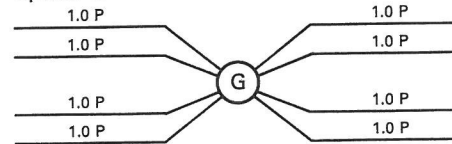
- 36 Right-hand front door plug and socket 12-way
- 37 Right-hand 'A' post main to body loom plug and socket 12-way

- 38 Driver's door open relay
- 39 Key warning buzzer

- 40 Splice F

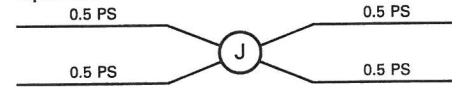


- 41 Splice G



- 42 Interior lamps door switch plug and socket

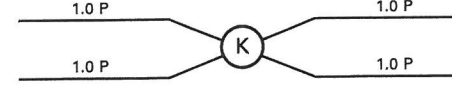
- 43 Splice J



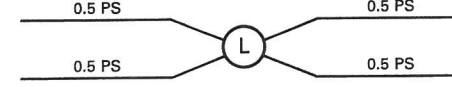
- 44 Driver's door interior lamps switch

- 45 Passenger's doors interior lamps switch

- 46 Splice K

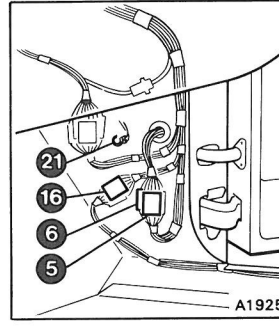
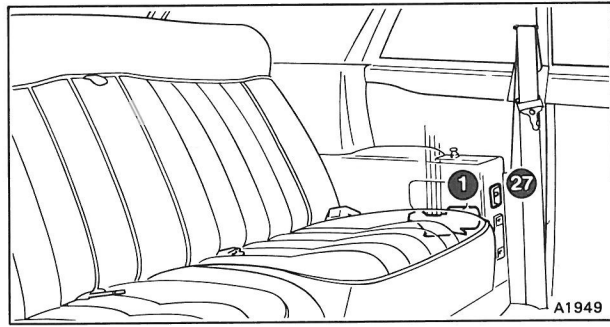
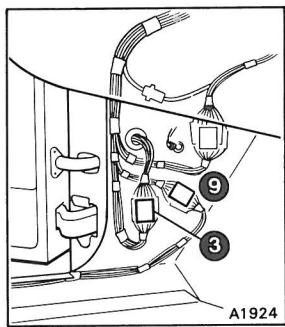
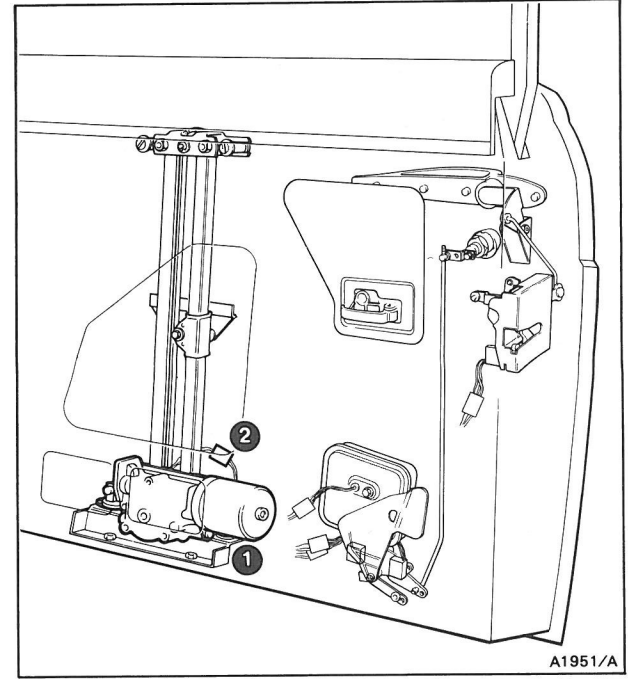
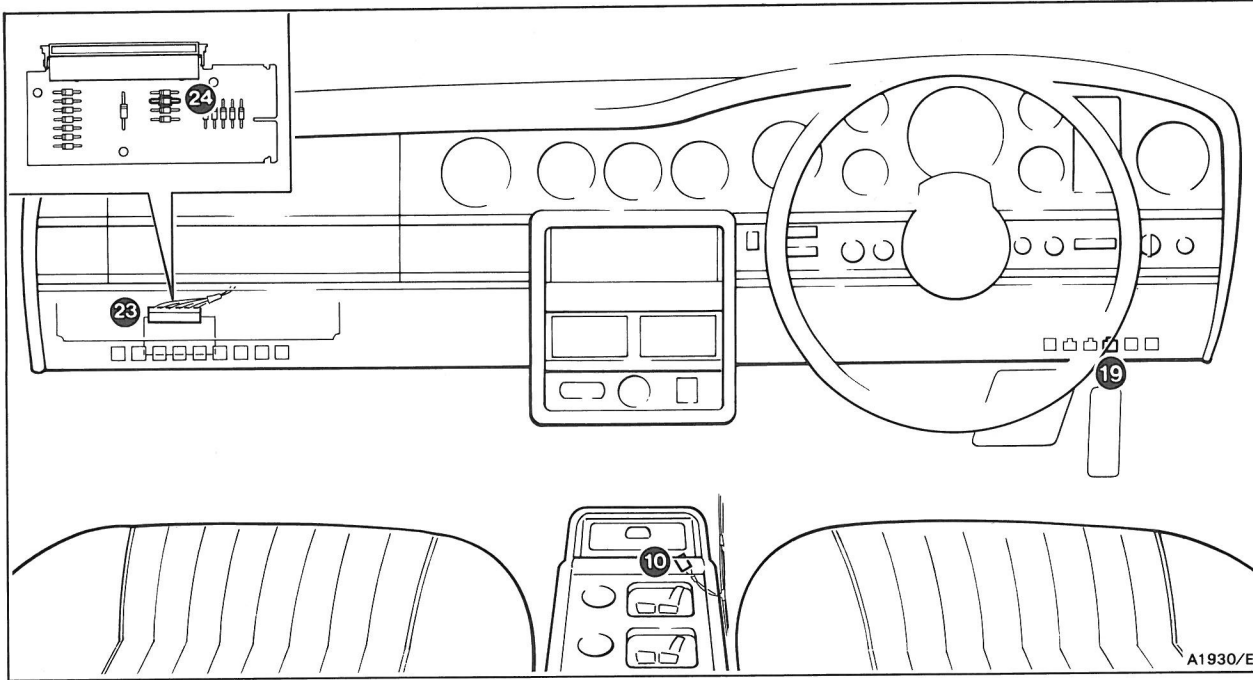


- 47 Splice L

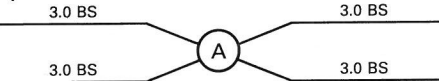

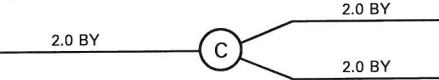
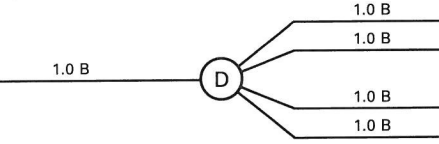
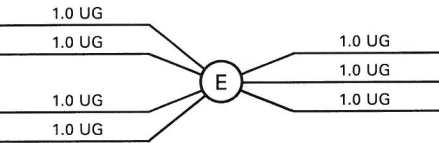


- 48 Fuseboard F1, fuse B5, 10 Amp

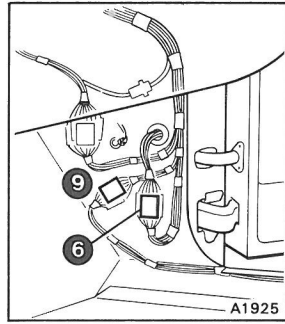
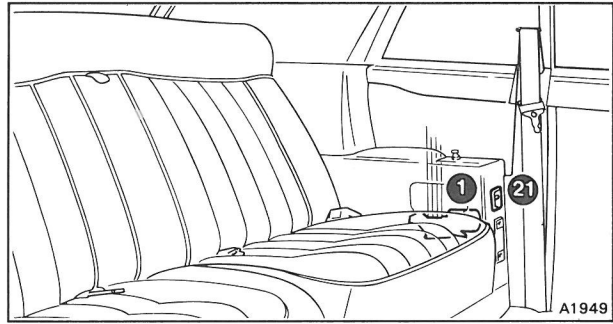
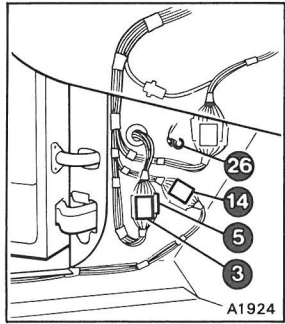
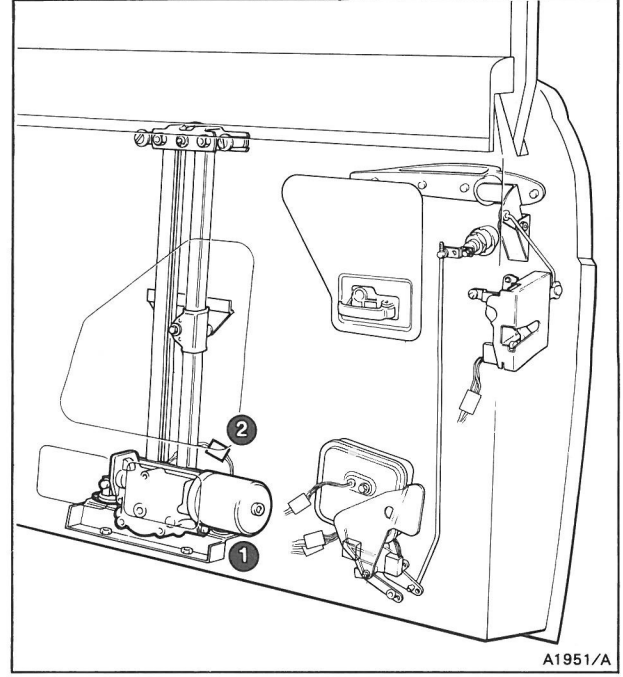
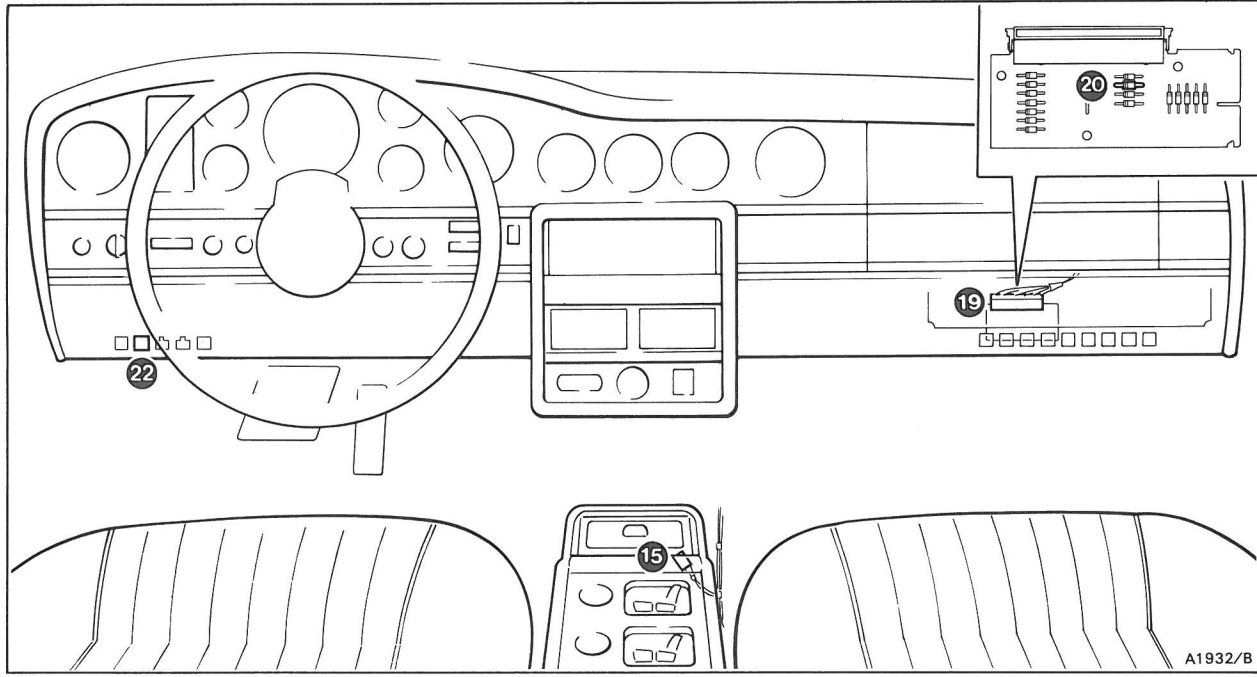




**Key to 18-9**

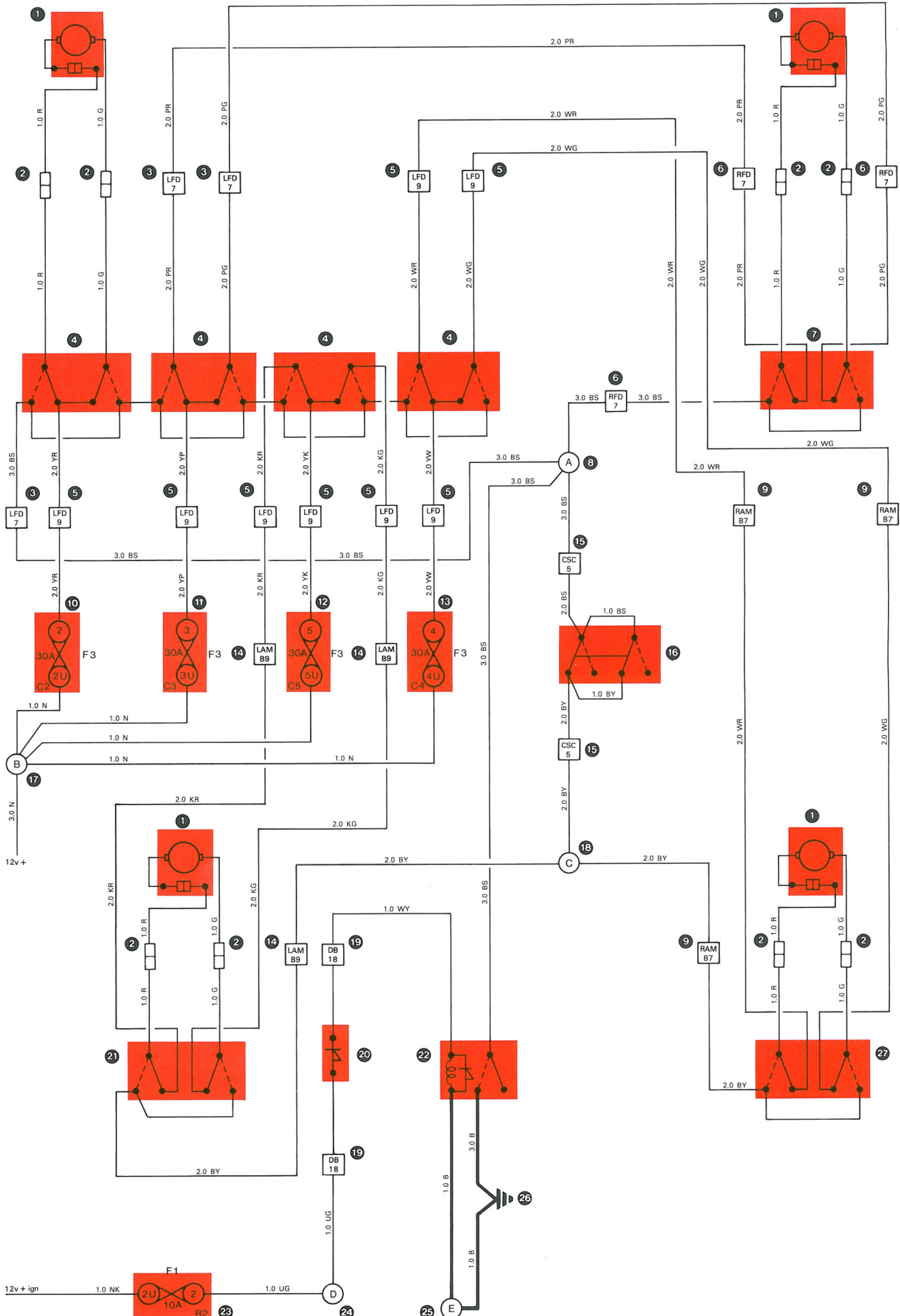
- 1 Window lift motor
- 2 Window lift motor connection
- 3 Left-hand front door plug and socket 7-way
- 4 Left-hand front door window lift switch
- 5 Right-hand front door plug and socket 7-way
- 6 Right-hand front door plug and socket 9-way
- 7 Driver's door window lifts switches
- 8 Splice A
 
- 9 Left-hand 'A' post main to body loom plug and socket 9-way
- 10 Centre stowage compartment plug and socket 5-way
- 11 Rear window lifts isolation switch
- 12 Fuseboard F3, fuse C5, 30 Amp
- 13 Fuseboard F3, fuse C4, 30 Amp
- 14 Fuseboard F3, fuse C3, 30 Amp
- 15 Fuseboard F3, fuse C2, 30 Amp
- 16 Right-hand 'A' post main to body loom plug and socket 7-way
- 17 Splice B
 
- 18 Splice C
 
- 19 Window lifts relay base
- 20 Splice D
 
- 21 Right-hand 'A' post earth point
- 22 Right-hand rear window lift switch
- 23 Diode board plug 18-way
- 24 Diode (diode board)
- 25 Splice E
 
- 26 Fuseboard F1, fuse B2, 10 Amp
- 27 Left-hand rear window lift switch

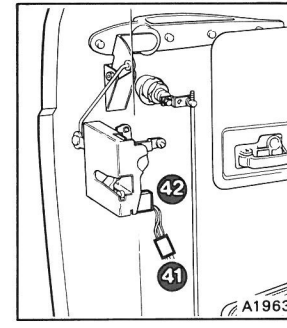
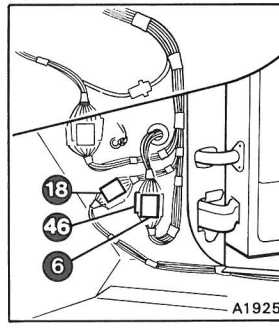
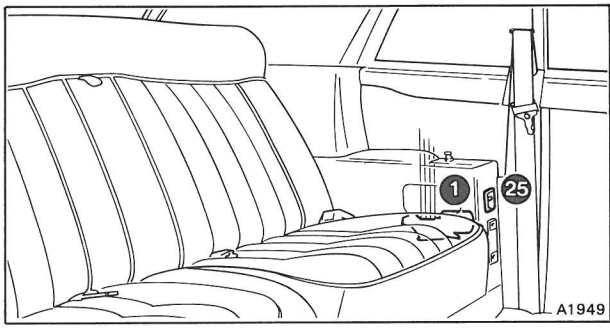
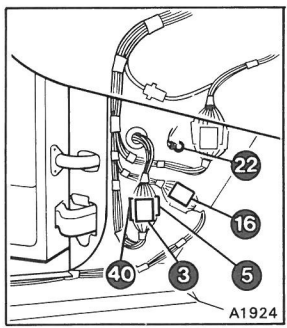
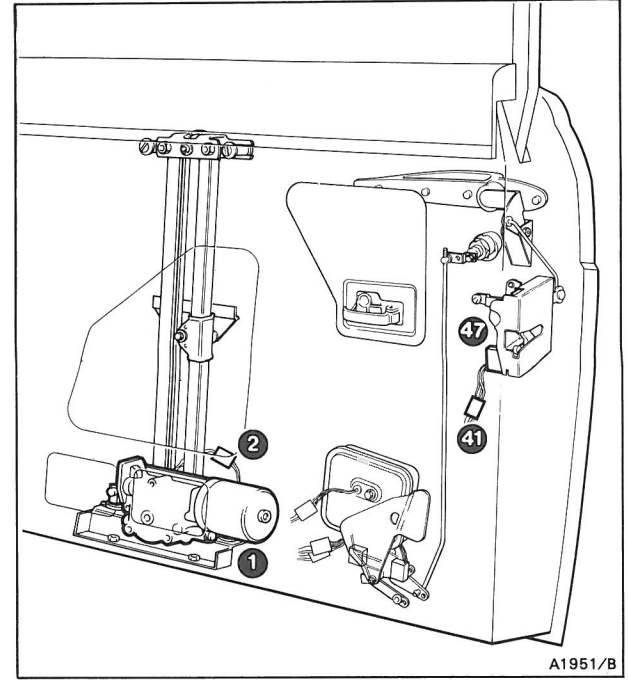
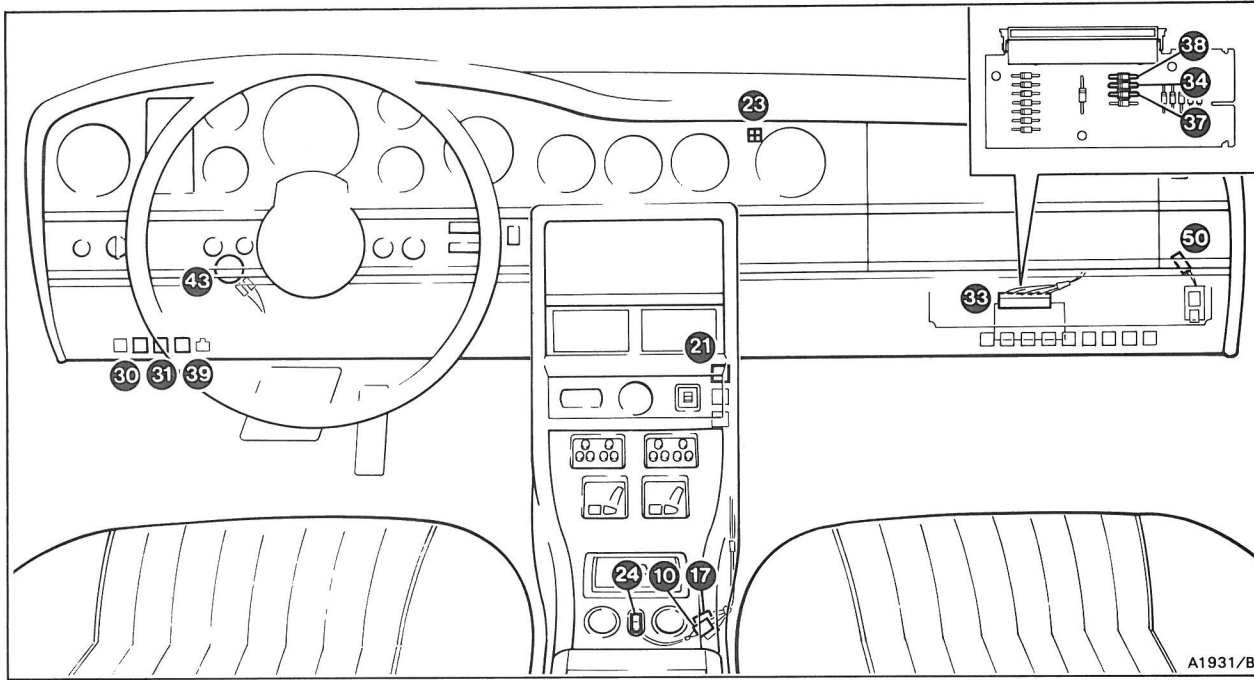




**Key to 18-11**

- 1 Window lift motor
- 2 Window lift motor connection
- 3 Left-hand front door plug and socket 7-way
- 4 Driver's door window lifts switches
- 5 Left-hand front door plug and socket 9-way
- 6 Right-hand front door plug and socket 7-way
- 7 Right-hand front door window lift switch
- 8 Splice A
- 9 Right-hand 'A' post main to body loom plug and socket 7-way
- 10 Fuseboard F3, fuse C2, 30 Amp
- 11 Fuseboard F3, fuse C3, 30 Amp
- 12 Fuseboard F3, fuse C5, 30 Amp
- 13 Fuseboard F3, fuse C4, 30 Amp
- 14 Left-hand 'A' post main to body loom plug and socket 9-way
- 15 Centre stowage compartment plug and socket 5-way
- 16 Rear window lifts isolation switch
- 17 Splice B
- 18 Splice C
- 19 Diode board plug 18-way
- 20 Diode (diode board)
- 21 Left-hand rear window lift switch
- 22 Window lift relay
- 23 Fuseboard F1, fuse B2, 10 Amp
- 24 Splice D
- 25 Splice E
- 26 Left-hand 'A' post earth point
- 27 Right-hand rear window lift switch

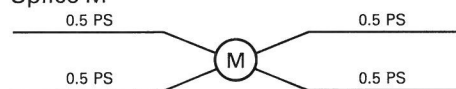
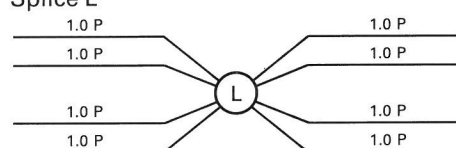
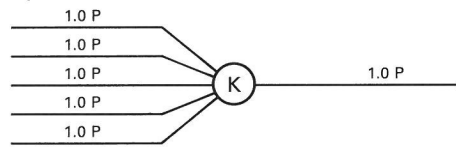
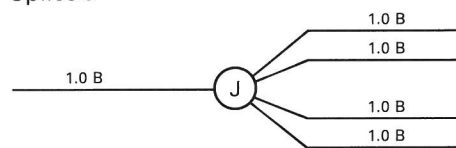
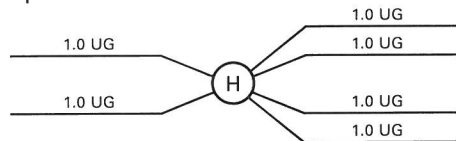
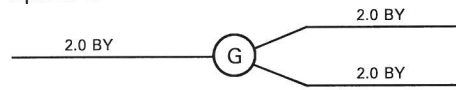
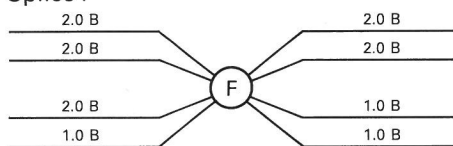
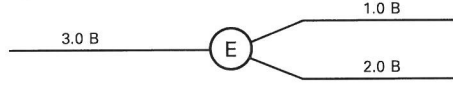
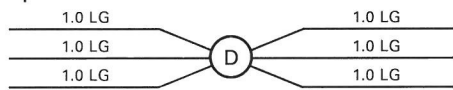
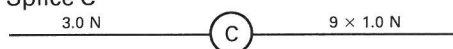
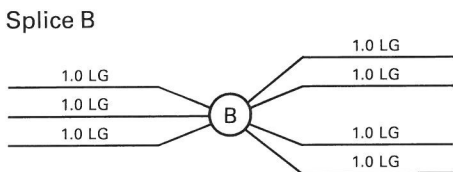
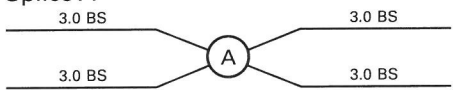


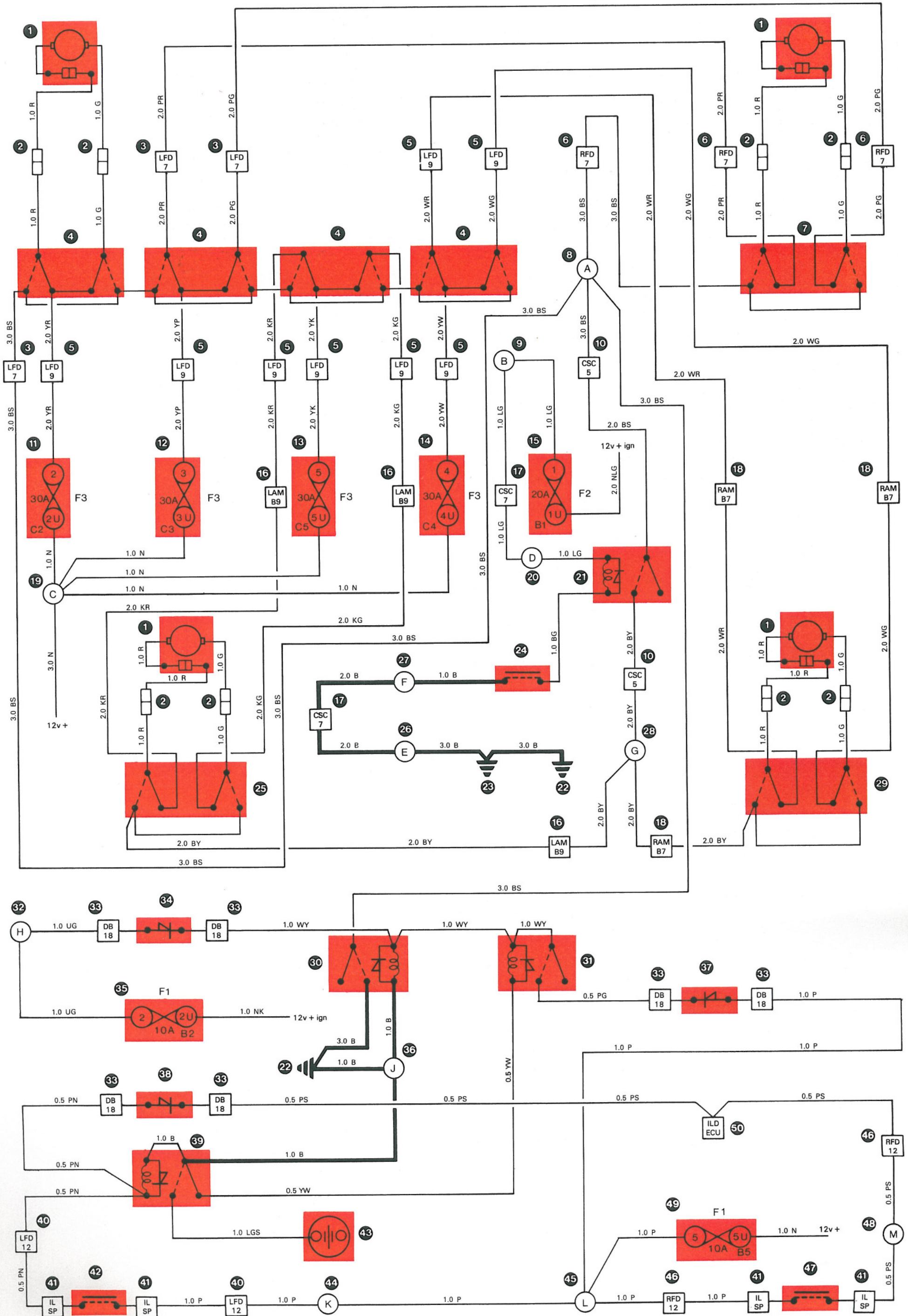


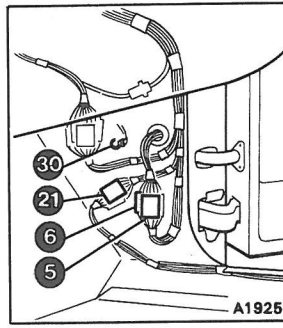
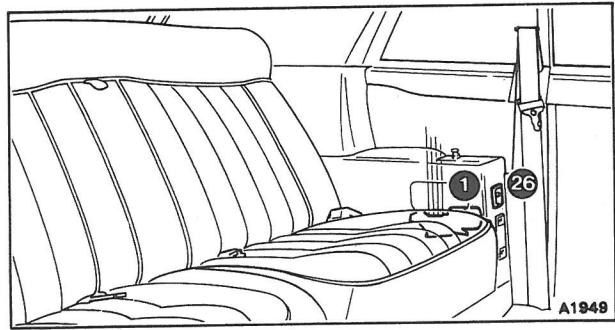
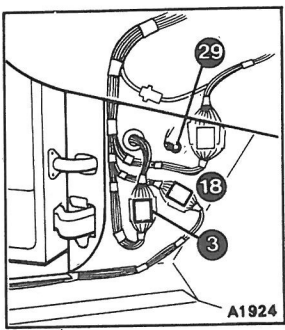
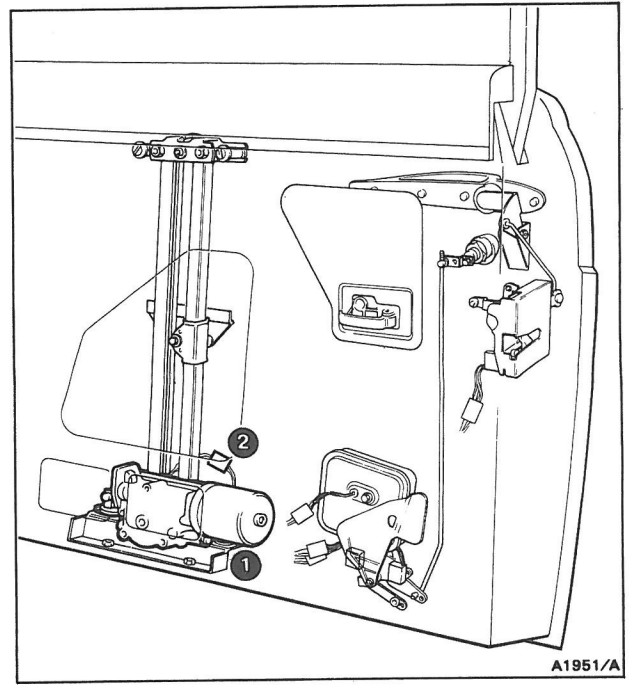
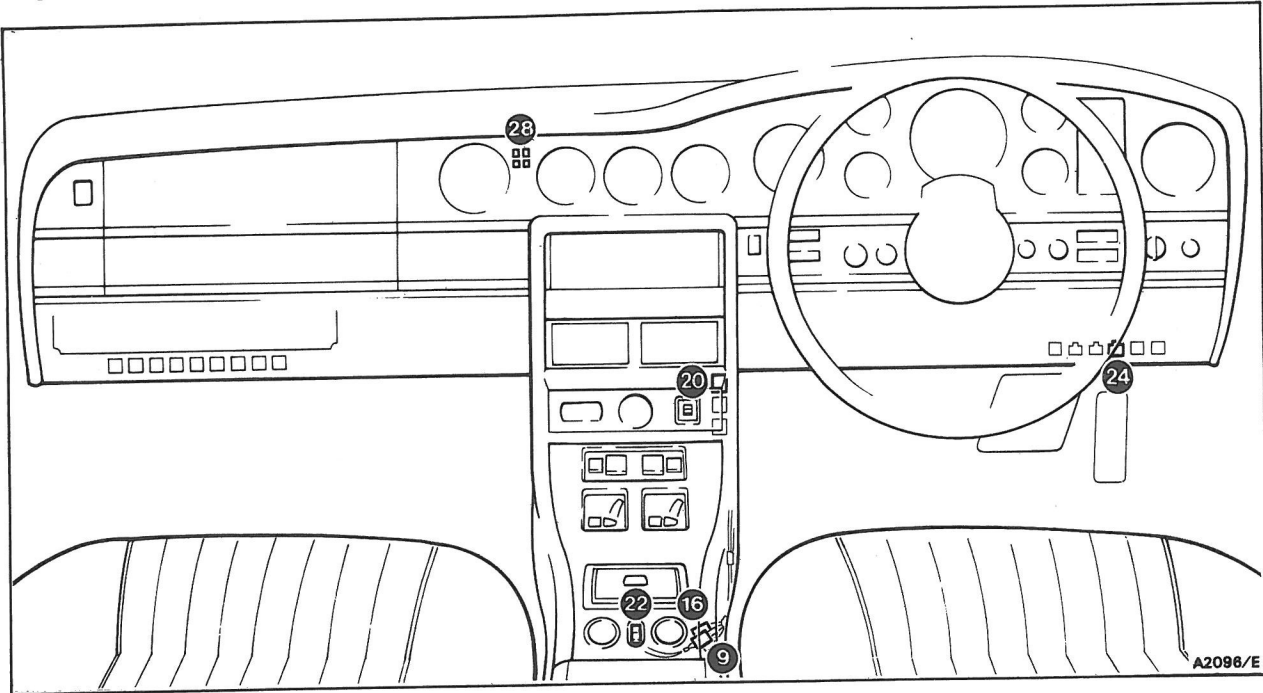
**Key to 18-13**

- 1 Window lift motor
- 2 Window lift motor connection
- 3 Left-hand front door plug and socket 7-way
- 4 Driver's door window lifts switches
- 5 Left-hand front door plug and socket 9-way
- 6 Right-hand front door plug and socket 7-way
- 7 Right-hand front door window lift switch
- 8 Splice A
- 9 Splice B
- 10 Centre stowage compartment plug and socket 5-way
- 11 Fuseboard F3, fuse C2, 30 Amp
- 12 Fuseboard F3, fuse C3, 30 Amp
- 13 Fuseboard F3, fuse C5, 30 Amp
- 14 Fuseboard F3, fuse C4, 30 Amp
- 15 Fuseboard F2, fuse B1, 20 Amp
- 16 Left-hand 'A' post main to body loom plug and socket 9-way
- 17 Centre stowage compartment plug and socket 7-way
- 18 Right-hand 'A' post main to body loom plug and socket 7-way
- 19 Splice C
- 20 Splice D
- 21 Rear window lifts isolation relay
- 22 Left-hand 'A' post earth point
- 23 Instrument panel earth point
- 24 Rear window lifts isolation switch
- 25 Left-hand rear window lift switch
- 26 Splice E
- 27 Splice F

- 28 Splice G
- 29 Right-hand rear window lift switch
- 30 Window lifts relay
- 31 Window lifts latch relay
- 32 Splice H
- 33 Diode board plug 18-way
- 34 Diode (diode board)
- 35 Fuseboard F1, fuse B2, 10 Amp
- 36 Splice J
- 37 Diode (diode board)
- 38 Diode (diode board)
- 39 Driver's door open relay
- 40 Left-hand front door plug and socket 12-way
- 41 Interior lamps door switch plug and socket
- 42 Driver's door interior lamps switch
- 43 Key warning buzzer
- 44 Splice K
- 45 Splice L
- 46 Right-hand front door plug and socket 12-way
- 47 Passenger door interior lamps switch
- 48 Splice M
- 49 Fuseboard F1, fuse B5, 10 Amp
- 50 Interior lamps delay electronic control unit plug and socket



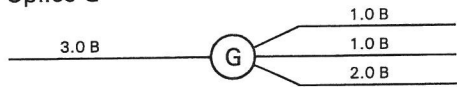




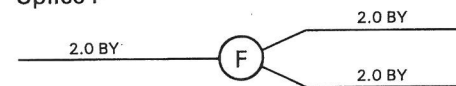
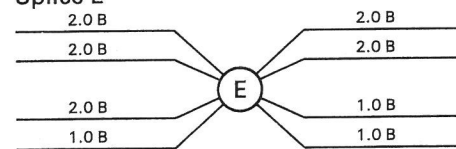
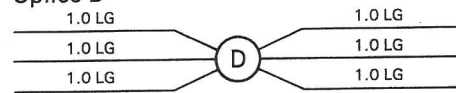
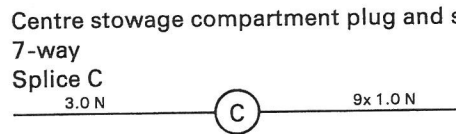
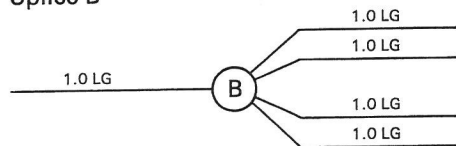
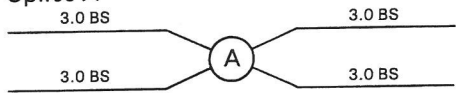
**Key to 18-15**

- 1 Window lift motor
- 2 Window lift motor connection
- 3 Left-hand door plug and socket 7-way
- 4 Left-hand door window lift switch
- 5 Right-hand door plug and socket 7-way
- 6 Right-hand door plug and socket 9-way
- 7 Driver's door window lift switches
- 8 Splice A
- 9 Centre stowage compartment plug and socket 5-way
- 10 Fuseboard F2, fuse B1, 20 Amp
- 11 Fuseboard F3, fuse C5, 30 Amp
- 12 Fuseboard F3, fuse C4, 30 Amp
- 13 Fuseboard F3, fuse C3, 30 Amp
- 14 Fuseboard F3, fuse C2, 30 Amp
- 15 Splice B
- 16 Centre stowage compartment plug and socket 7-way
- 17 Splice C
- 18 Left-hand 'A' post main to body loom plug and socket 9-way
- 19 Splice D
- 20 Rear window lifts isolation relay
- 21 Right-hand 'A' post main to body loom plug and socket 7-way
- 22 Rear window lifts isolation switch
- 23 Splice E
- 24 Window lifts relay base
- 25 Splice F
- 26 Left-hand rear window lift switch

**27 Splice G**


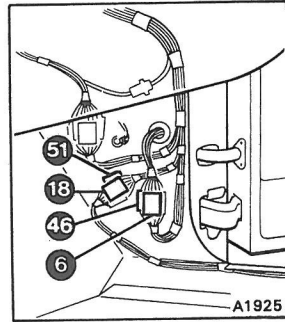
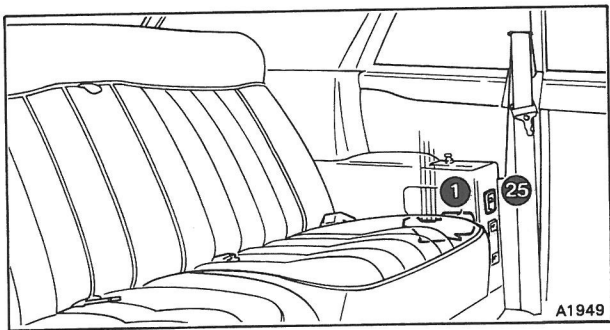
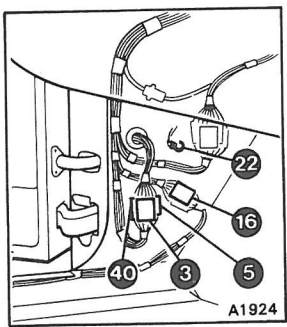
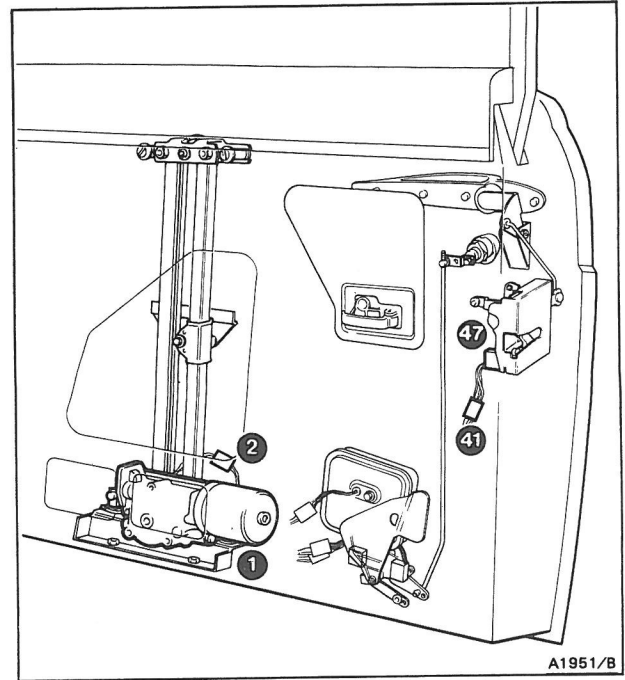
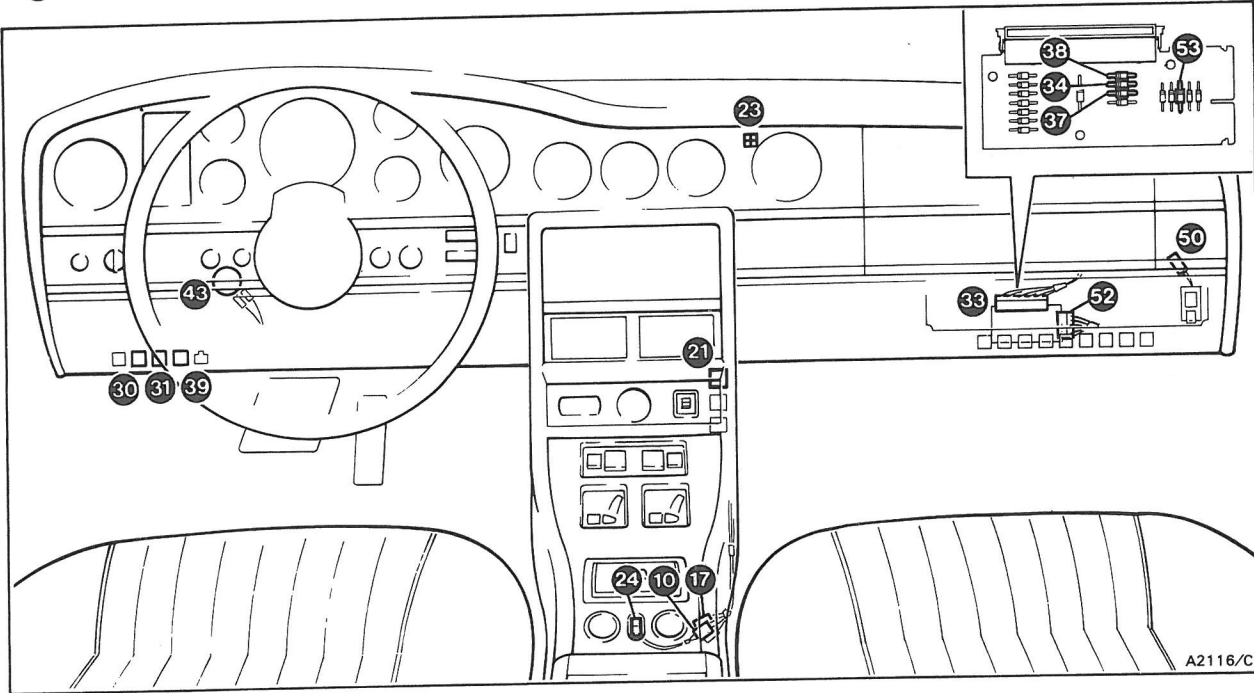


- 28 Instrument panel earth point
- 29 Left-hand 'A' post earth point
- 30 Right-hand 'A' post earth point
- 31 Right-hand rear window lift switch



26 Left-hand rear window lift switch

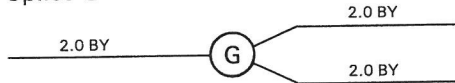




**Key to 18-17**

- 1 Window lift motor
- 2 Window lift motor connection
- 3 Left-hand door plug and socket 7-way
- 4 Driver's door window lifts switches
- 5 Left-hand door plug and socket 9-way
- 6 Right-hand door plug and socket 7-way
- 7 Right-hand door window lift switch
- 8 Splice A
- 9 Splice B
- 10 Centre stowage compartment plug and socket 5-way
- 11 Fuseboard F3, fuse C2, 30 Amp
- 12 Fuseboard F3, fuse C3, 30 Amp
- 13 Fuseboard F3, fuse C5, 30 Amp
- 14 Fuseboard F3, fuse C4, 30 Amp
- 15 Fuseboard F2, fuse B1, 20 Amp
- 16 Left-hand 'A' post main to body loom plug and socket 9-way
- 17 Centre stowage compartment plug and socket 7-way
- 18 Right-hand 'A' post main to body loom plug and socket 7-way
- 19 Splice C
- 20 Splice D
- 21 Rear window lifts isolation relay
- 22 Left-hand 'A' post earth point
- 23 Instrument panel earth point
- 24 Rear window lifts isolation switch
- 25 Left-hand rear window lift switch
- 26 Splice E
- 27 Splice F

**28 Splice G**

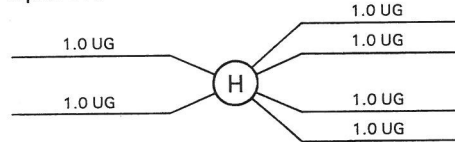


**29 Right-hand rear window lift switch**

**30 Window lifts relay**

**31 Window lifts latch relay**

**32 Splice H**

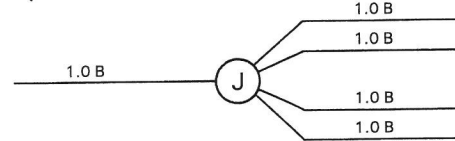


**33 Diode board plug 18-way**

**34 Diode (diode board)**

**35 Fuseboard F1, fuse B2, 10 Amp**

**36 Splice J**



**37 Diode (diode board)**

**38 Diode (diode board)**

**39 Driver's door open relay**

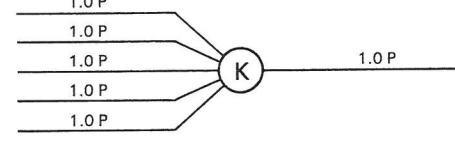
**40 Left-hand door plug and socket 12-way**

**41 Interior lamps door switch plug and socket**

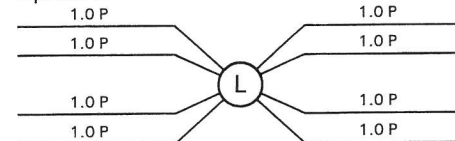
**42 Driver's door interior lamps switch**

**43 Key warning buzzer**

**44 Splice K**



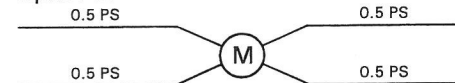
**45 Splice L**



**46 Right-hand door plug and socket 12-way**

**47 Passenger door interior lamps switch**

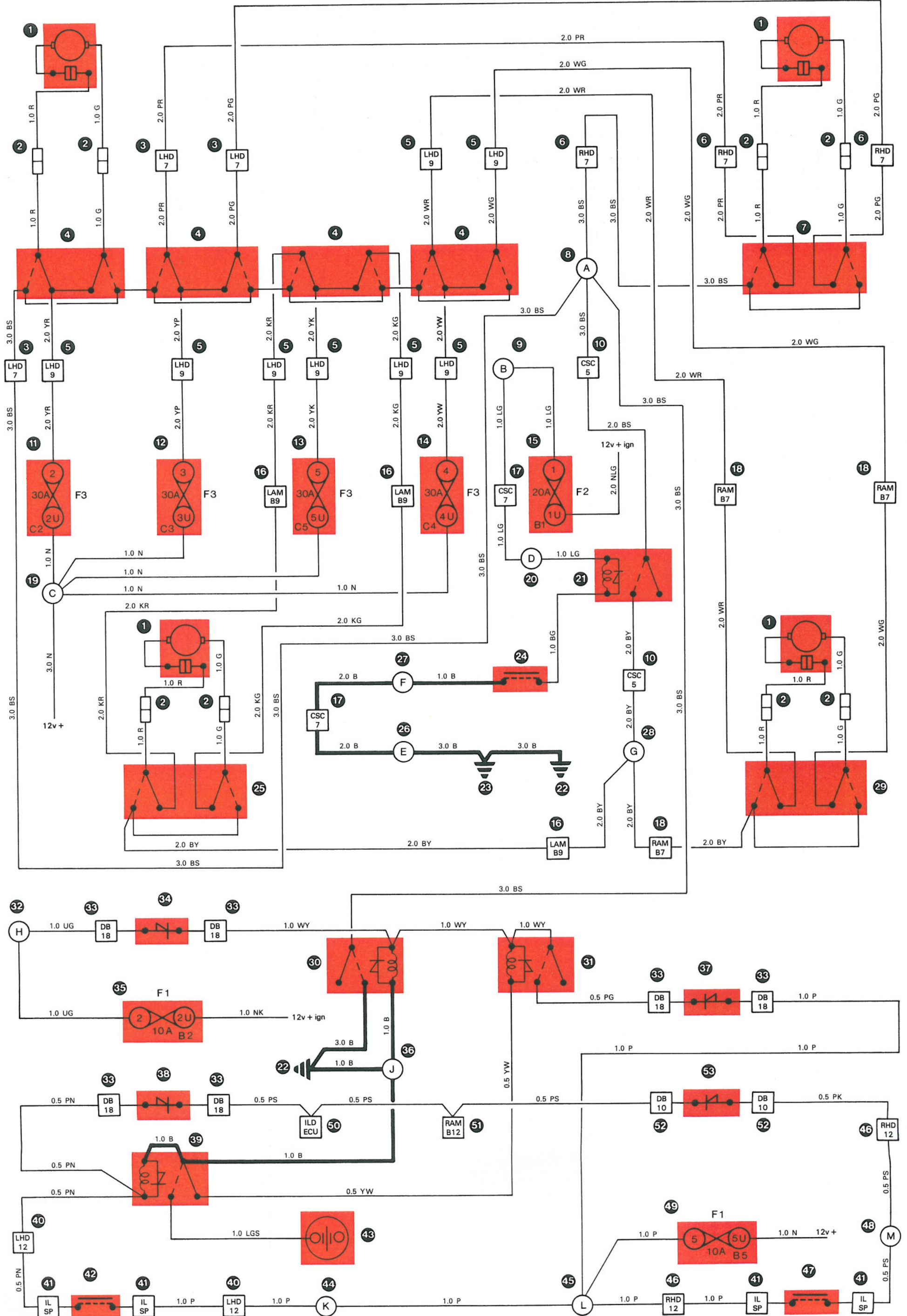
**48 Splice M**

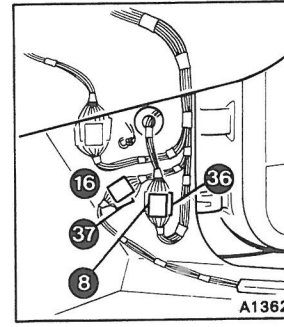
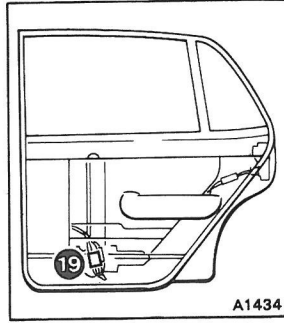
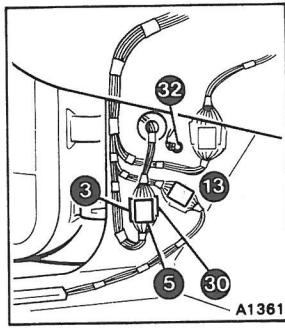

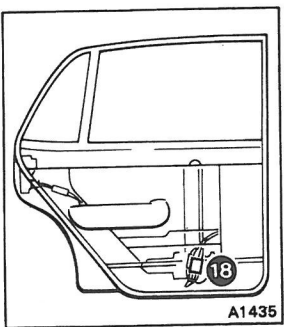
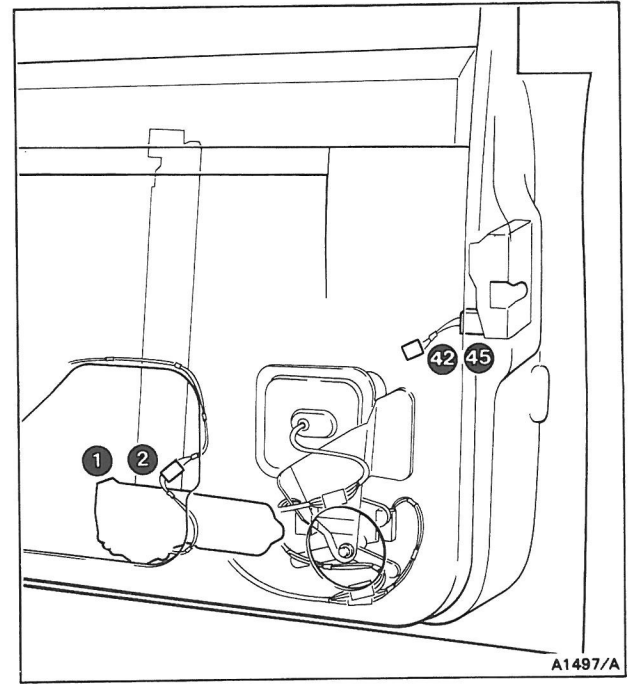
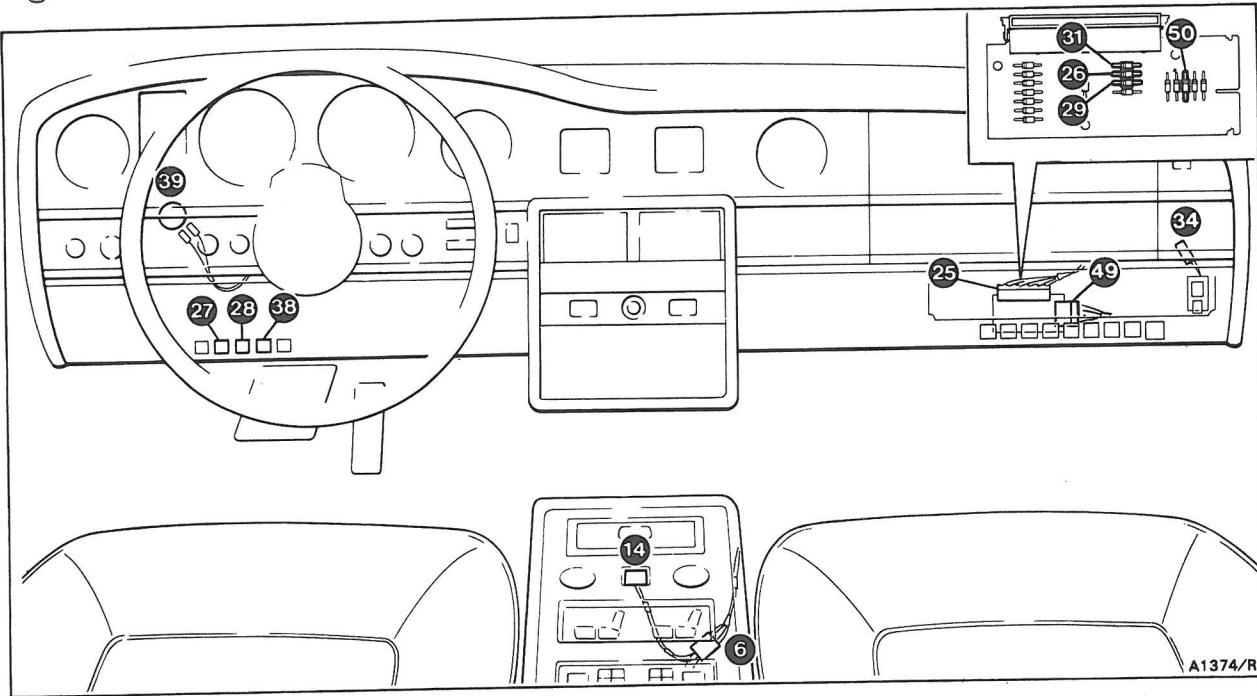


**49 Fuseboard F1, fuse B5, 10 Amp**

**50 Interior lamps delay electronic control unit plug and socket**

- 51 Right-hand 'A' post main to body loom plug and socket 12-way
- 52 Diode board plug 10-way
- 53 Diode (diode board)

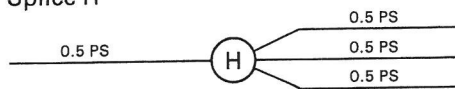




**Key to 18-19**

- 1 Window lift motor
- 2 Window lift motor plug and socket
- 3 Left-hand front door plug and socket 7-way
- 4 Driver's door window lift switches
- 5 Left-hand front door plug and socket 9-way
- 6 Centre stowage compartment plug and socket 5-way
- 7 Splice A
- 8 Right-hand front door plug and socket 7-way
- 9 Fuseboard F3, fuse C2, 30 Amp
- 10 Fuseboard F3, fuse C3, 30 Amp
- 11 Fuseboard F3, fuse C5, 30 Amp
- 12 Fuseboard F3, fuse C4, 30 Amp
- 13 Left-hand 'A' post main to body loom plug and socket 9-way
- 14 Rear window lifts isolation switch
- 15 Right-hand front door window lift switch
- 16 Right-hand 'A' post main to body loom plug and socket 7-way
- 17 Splice B
- 18 Left-hand rear door plug and socket 9-way
- 19 Right-hand rear door plug and socket 9-way
- 20 Splice C
- 21 Left-hand rear door window lift switch
- 22 Right-hand rear door window lift switch
- 23 Splice D
- 24 Fuseboard F1, fuse B2, 10 Amp
- 25 Diode board plug 18-way
- 26 Diode (diode board)
- 27 Window lifts relay
- 28 Window lifts latch relay
- 29 Diode (diode board)
- 30 Left-hand front door plug and socket 12-way
- 31 Diode (diode board)
- 32 Left-hand 'A' post earth point
- 33 Splice E

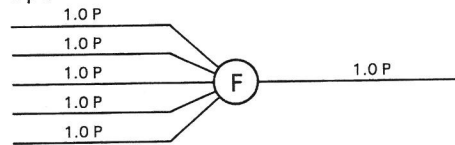
- 34 Interior lamps delay electronic control unit plug and socket
- 35 Splice H



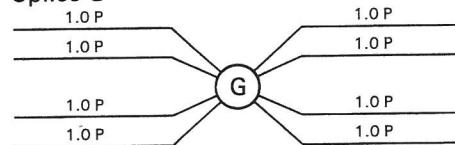
- 36 Right-hand front door plug and socket 12-way
- 37 Right-hand 'A' post main to body loom plug and socket 12-way

- 38 Driver's door open relay
- 39 Key warning buzzer

- 40 Splice F

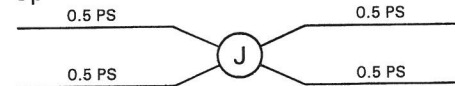


- 41 Splice G



- 42 Interior lamps door switch plug and socket

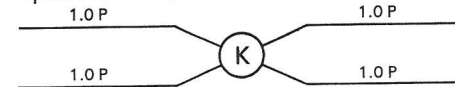
- 43 Splice J



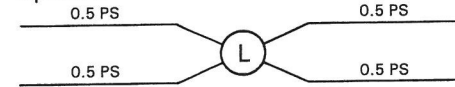
- 44 Driver's door interior lamps switch

- 45 Passenger's doors interior lamps switch

- 46 Splice K



- 47 Splice L



- 48 Fuseboard F1, fuse B5, 10 Amp

- 49 Diode board plug 10-way

- 50 Diode (diode board)

