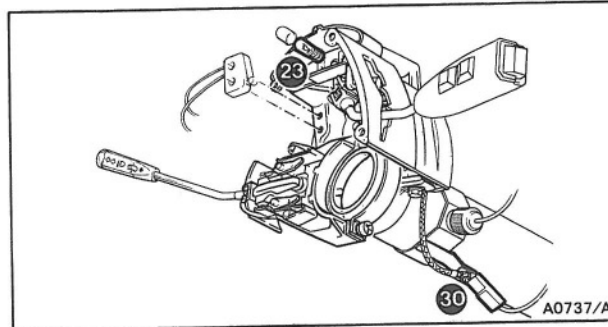

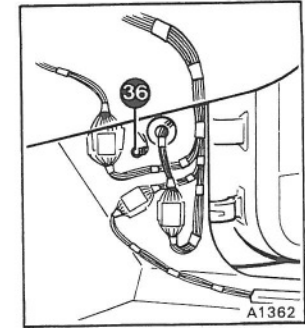
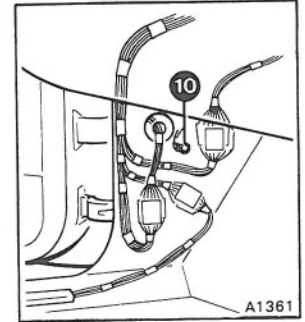
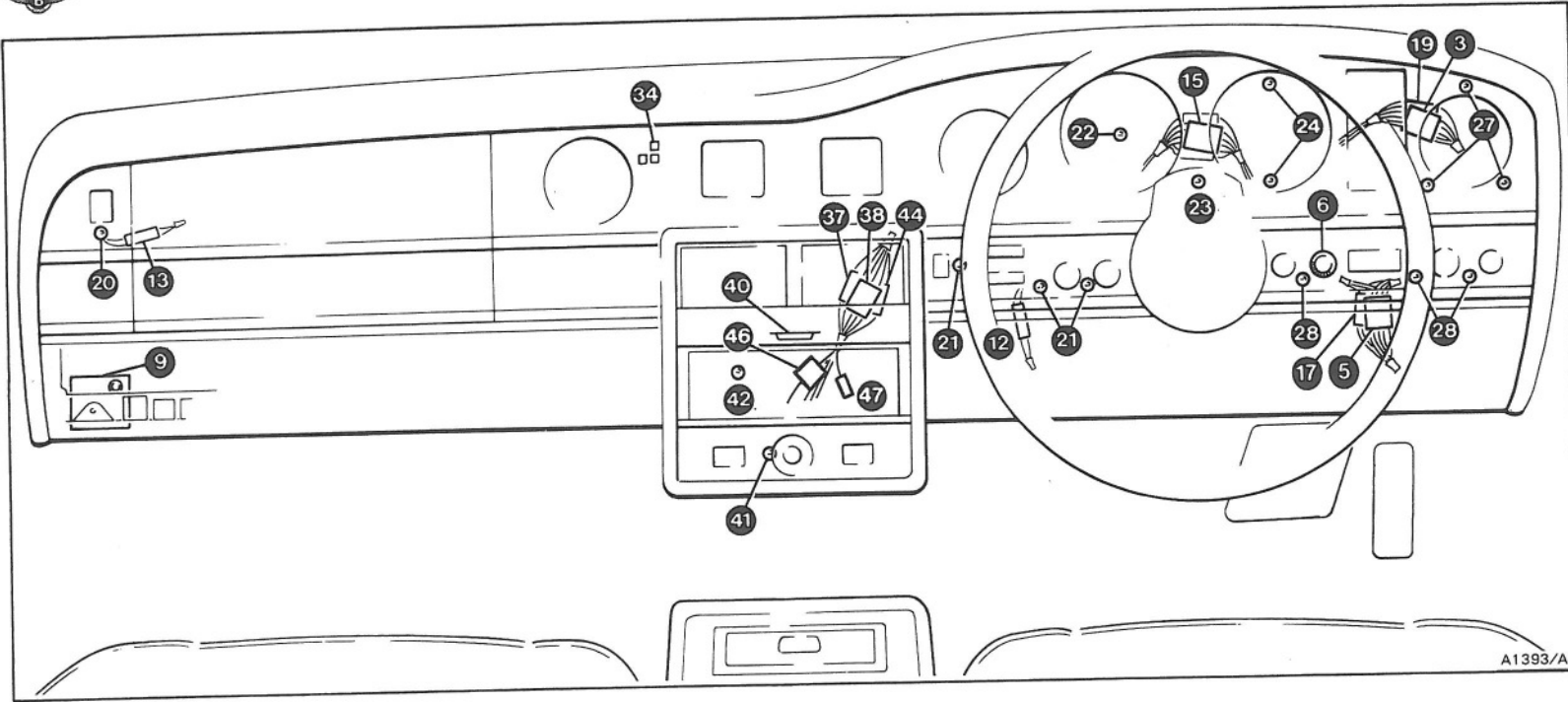




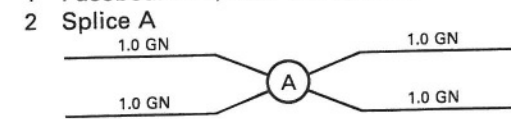
Panel illumination

Contents	Specific application	Pages							
		Rolls-Royce		Corniche / Corniche II	Bentley	Mulsanne	Mulsanne S	Turbo R	Continental
Silver Spirit	Silver Spur	Eight							
Panel illumination									
Component location	Right-hand drive cars	21-2	21-2	21-10	21-2	21-2	21-6	21-6	21-10
Wiring diagram		21-3	21-3	21-11	21-3	21-3	21-7	21-7	21-11
Component location	Left-hand drive cars	21-4	21-4	21-12	21-4	21-4	21-8	21-8	21-12
Wiring diagram		21-5	21-5	21-13	21-5	21-5	21-9	21-9	21-13

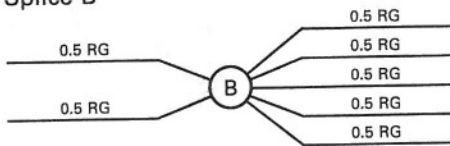


Key to 21-3

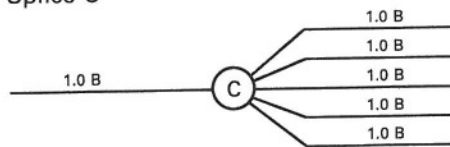
1 Fuseboard F1, fuse B1, 10 Amp



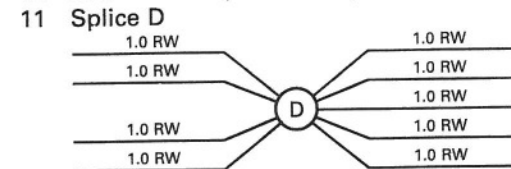
3 Switchbox plug and socket 18-way
4 Lighting switch (with ignition)
5 Outer switch panel plug and socket 12-way
6 Panel lamps dimming potentiometer
7 Splice B



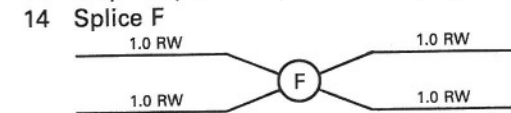
8 Splice C



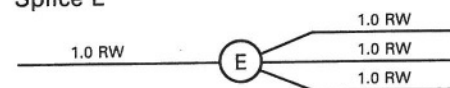
9 Panel lamps electronic control unit
10 Left-hand 'A' post earth point



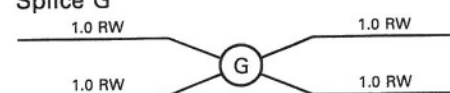
12 Inner switch panel plug and socket 2-way
13 Map lamp switch panel lamp plug and socket



15 Steering column plug and socket 12-way
16 Splice E

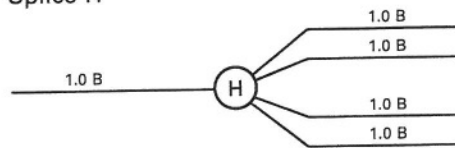


17 Outer switch panel plug and socket 2-way
18 Splice G

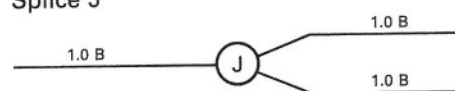


19 Switchbox plug and socket 2-way
20 Map lamp switch panel lamp
21 Inner switch panel, panel lamps
22 Four in one instrument panel lamp
23 Gear range dial panel lamp
24 Speedometer panel lamps

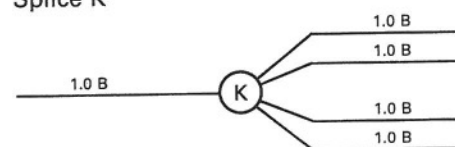
25 Clock panel lamp (Bentley Eight cars only)
26 Outside air temperature gauge panel lamp (Bentley Eight cars only)
27 Switchbox panel lamps
28 Outer switch panel, panel lamps
29 Outside air temperature gauge plug and socket (Bentley Eight cars only)
30 Steering column earth point
31 Splice H



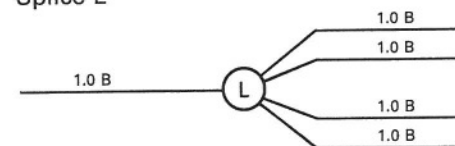
32 Splice J



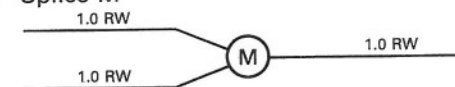
33 Splice K



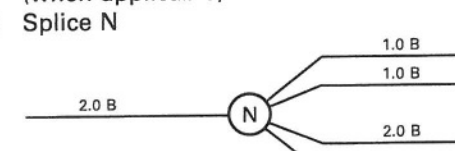
34 Instrument board earth point
35 Splice L



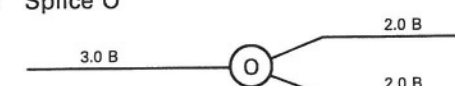
36 Right-hand 'A' post earth point
37 In car entertainment plug and socket
38 Centre console plug and socket 12-way
39 Splice M



40 Ash tray spot lamp
41 Front cigar lighter panel lamp
42 Radio/cassette unit panel illumination (when applicable)
43 Splice N

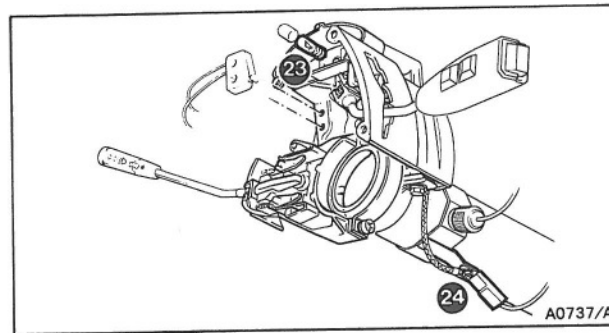

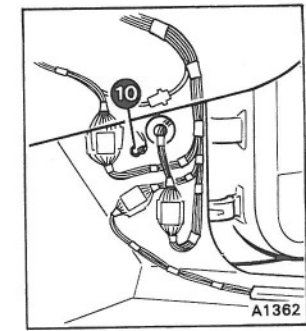
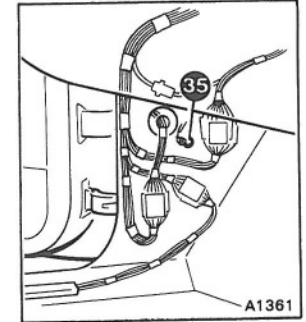
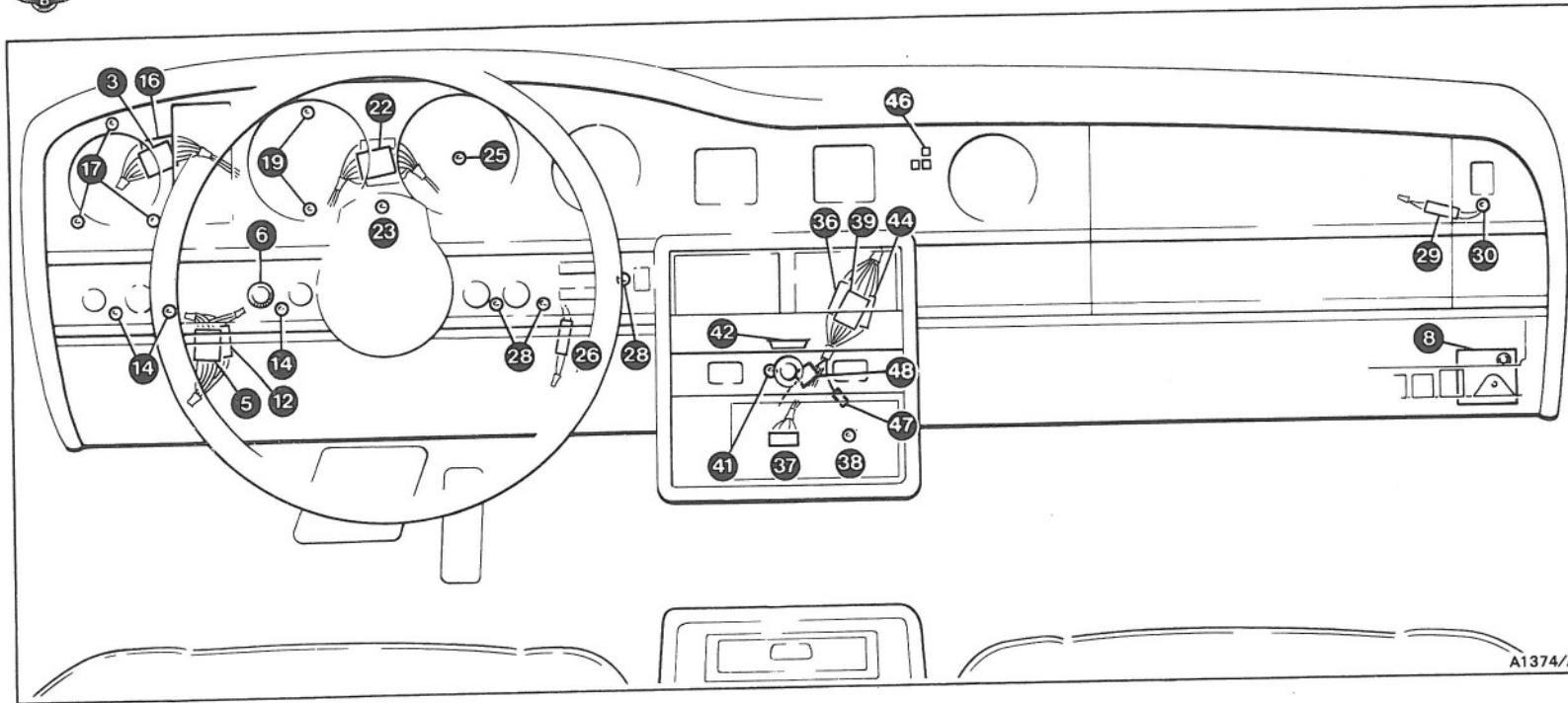


44 Centre console plug and socket 3-way
45 Splice O



46 In-line suppressor (when fitted)
47 In car entertainment loom connection

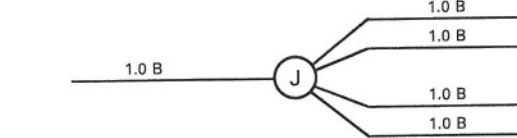
Note — — — Only applicable to cars fitted with a Pioneer radio/cassette unit



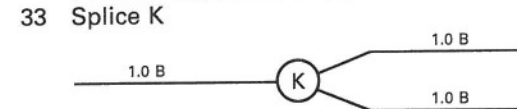
Key to 21-5

- 1 Fuseboard F1, fuse B1, 10 Amp
- 2 Splice A
- 3 Switchbox plug and socket 18-way
- 4 Lighting switch (with ignition)
- 5 Outer switch panel plug and socket 12-way
- 6 Panel lamps dimming potentiometer
- 7 Splice B
- 8 Panel lamps electronic control unit
- 9 Splice C
- 10 Right-hand 'A' post earth point
- 11 Splice D
- 12 Outer switch panel plug and socket 2-way
- 13 Splice E
- 14 Outer switch panel, panel lamps
- 15 Splice F
- 16 Switchbox plug and socket 2-way
- 17 Switchbox panel lamps
- 18 Splice H
- 19 Speedometer panel lamps
- 20 Clock panel lamp (Bentley Eight cars only)
- 21 Outside air temperature gauge panel lamp (Bentley Eight cars only)
- 22 Steering column plug and socket 12-way

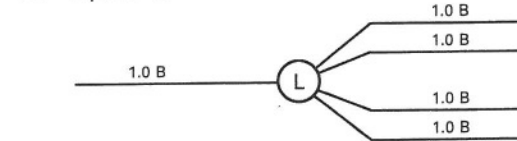
- 23 Gear range dial panel lamp
- 24 Steering column earth point
- 25 Four in one instrument panel lamp
- 26 Inner switch panel plug and socket 2-way
- 27 Splice G
- 28 Inner switch panel, panel lamps
- 29 Map lamp switch panel lamp plug and socket
- 30 Map lamp switch panel lamp
- 31 Splice J



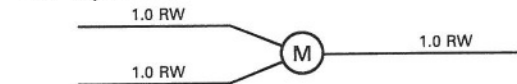
- 32 Outside air temperature gauge plug and socket (Bentley Eight cars only)
- 33 Splice K



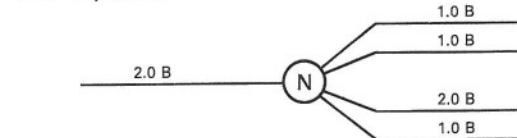
- 34 Splice L



- 35 Left-hand 'A' post earth point
- 36 In car entertainment plug and socket
- 37 Radio/cassette unit plug - black
- 38 Radio/cassette unit panel illumination (when applicable)
- 39 Centre console plug and socket 12-way
- 40 Splice M

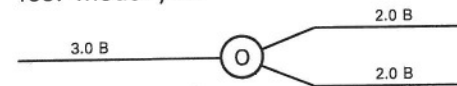


- 41 Front cigar lighter panel lamp
- 42 Ash tray spot lamp
- 43 Splice N

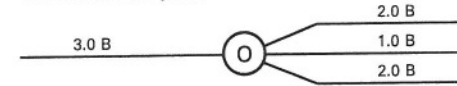


- 44 Centre console plug and socket 3-way

- 45 Splice O
- 1987 model year

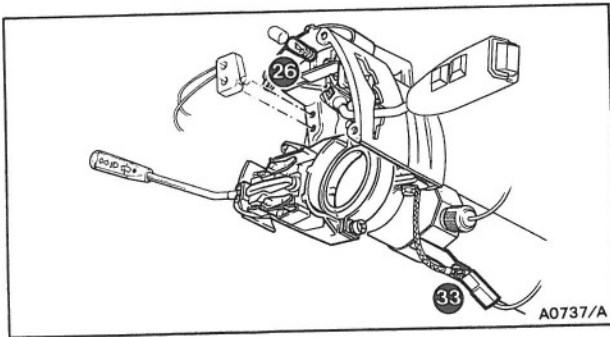
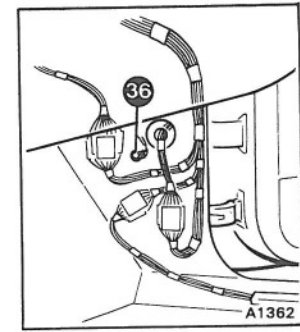
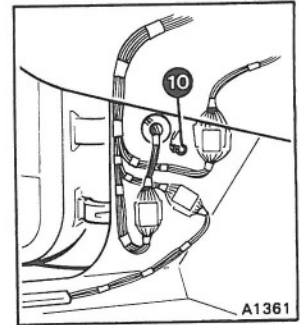
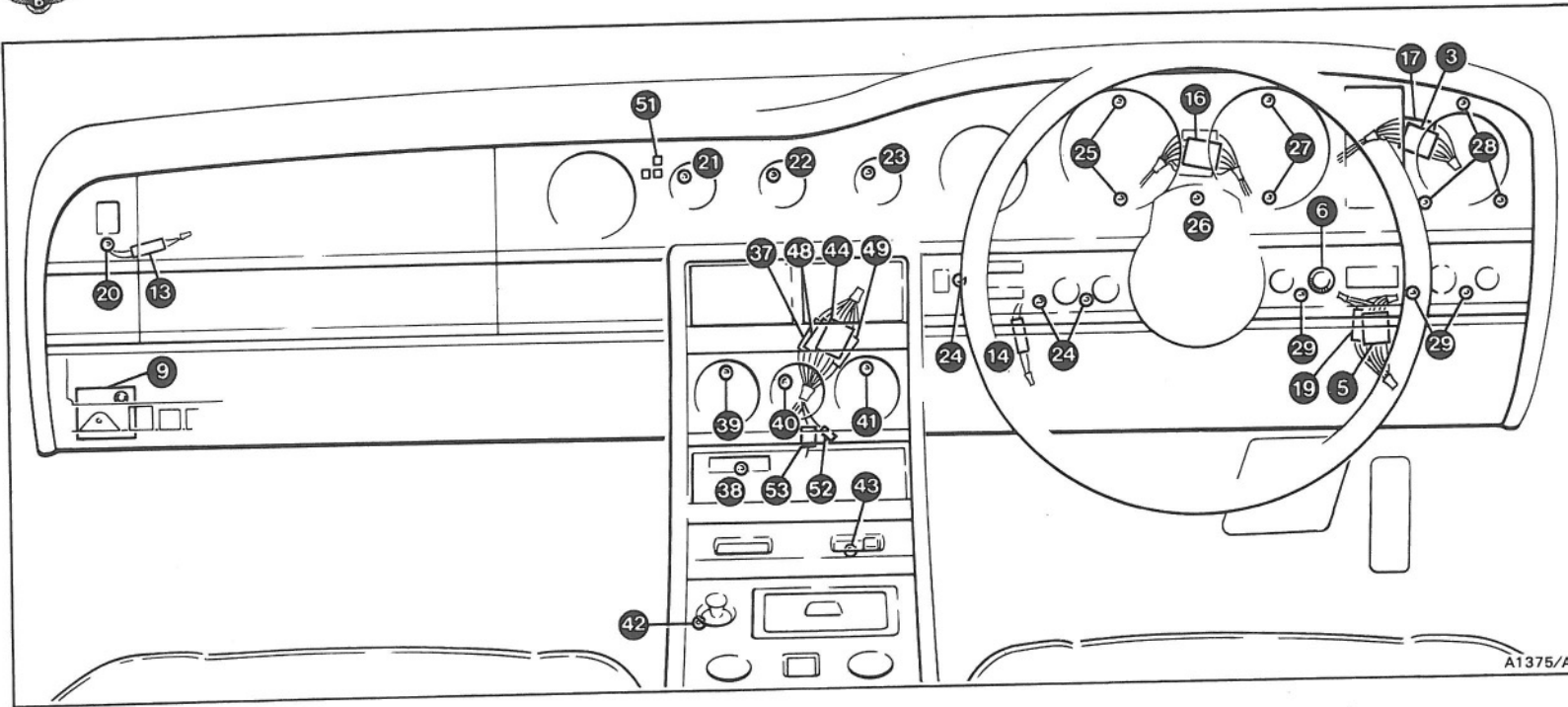


- 1988 model year



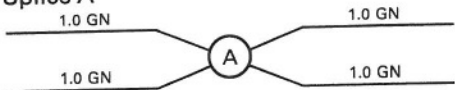
- 46 Instrument panel earth point
- 47 In car entertainment loom connection (when used)
- 48 In-line suppressor (when fitted)

Note - - - - - Only applicable to cars fitted with a Delco radio/cassette unit
 - - - - - Only applicable to cars fitted with a Pioneer radio/cassette unit

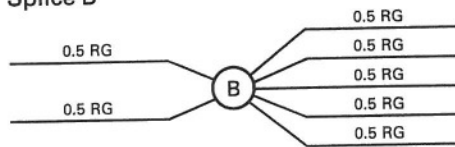


Key to 21-7

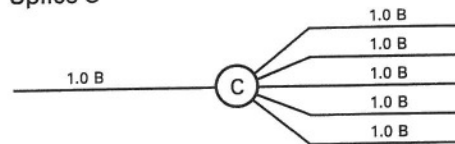
- 1 Fuseboard F1, fuse B1, 10 Amp
- 2 Splice A



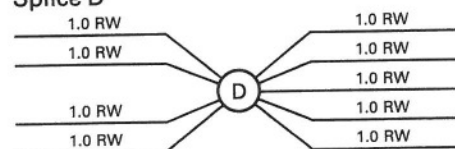
- 3 Switchbox plug and socket 18-way
- 4 Lighting switch (with ignition)
- 5 Outer switch panel plug and socket 12-way
- 6 Panel lamps dimming potentiometer
- 7 Splice B



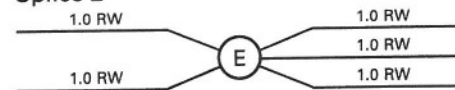
- 8 Splice C



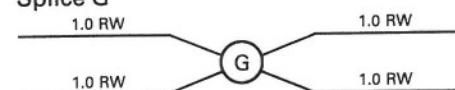
- 9 Panel lamps electronic control unit
- 10 Left-hand 'A' post earth point
- 11 Splice D



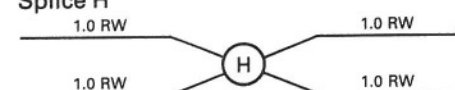
- 12 Splice E



- 13 Map lamp switch panel lamp plug and socket
- 14 Inner switch panel plug and socket 2-way
- 15 Splice G

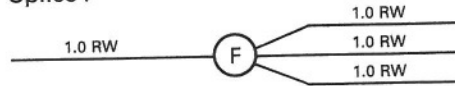


- 16 Steering column plug and socket 12-way
- 17 Switchbox plug and socket 2-way
- 18 Splice H

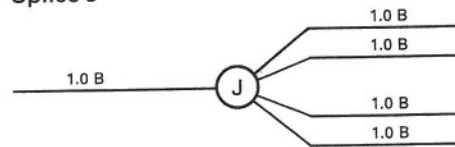


- 19 Outer switch panel plug and socket 2-way
- 20 Map lamp switch panel lamp
- 21 Engine oil pressure gauge panel lamp
- 22 Engine coolant temperature gauge panel lamp
- 23 Fuel gauge and engine oil level indicator panel lamp

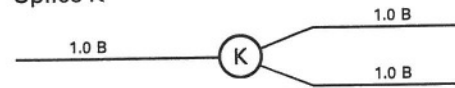
- 24 Inner switch panel, panel lamps
- 25 Tachometer panel lamps
- 26 Gear range dial panel lamp
- 27 Speedometer panel lamps
- 28 Switchbox panel lamps
- 29 Outer switch panel, panel lamps
- 30 Splice F



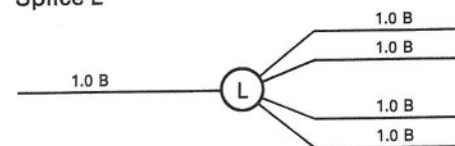
- 31 Splice J



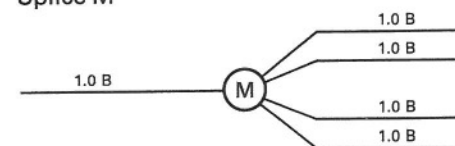
- 32 Splice K



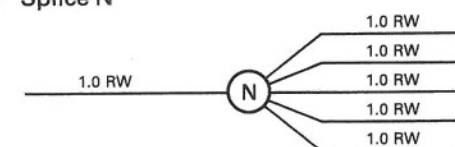
- 33 Steering column earth point
- 34 Splice L



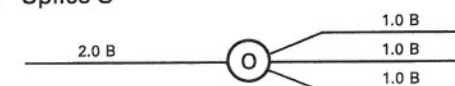
- 35 Splice M



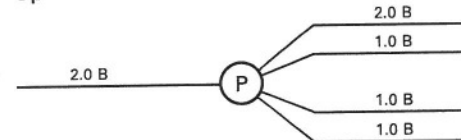
- 36 Right-hand 'A' post earth point
- 37 In car entertainment plug and socket
- 38 Radio/cassette unit panel illumination (when applicable)
- 39 Clock panel lamp
- 40 Battery condition indicator panel lamp
- 41 Outside air temperature gauge panel lamp
- 42 Front cigar lighter panel lamp
- 43 Horns changeover switch panel lamp
- 44 Centre console plug and socket 12-way
- 45 Splice N



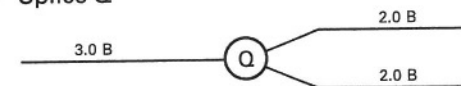
- 46 Splice O



- 47 Splice P

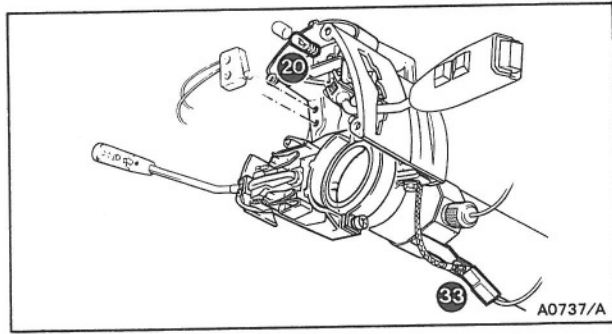
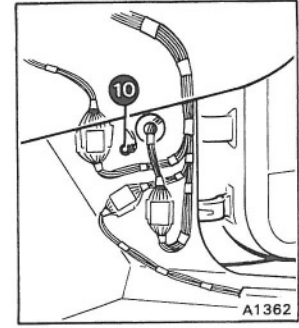
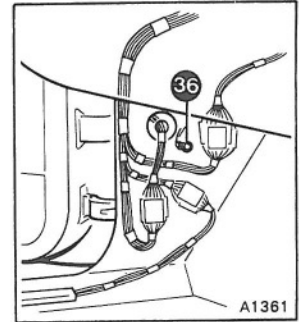
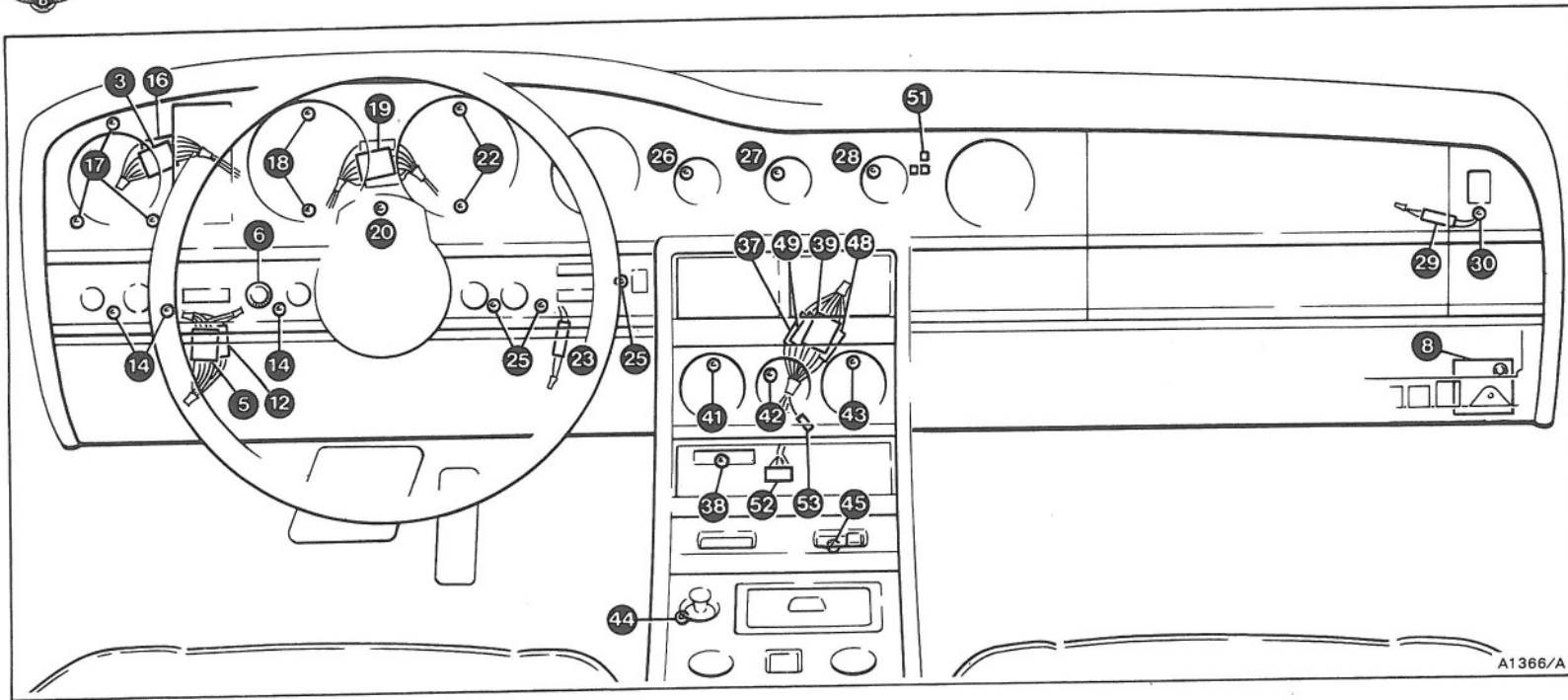


- 48 Centre console plug and socket 5-way
- 49 Centre console plug and socket 3-way
- 50 Splice Q



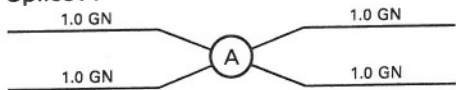
- 51 Instrument panel earth point
- 52 In car entertainment loom connection
- 53 In-line suppressor (when fitted)

Note — — — Only applicable to cars fitted with a Pioneer radio/cassette unit

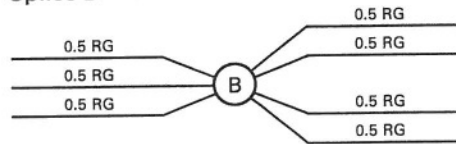


Key to 21-9

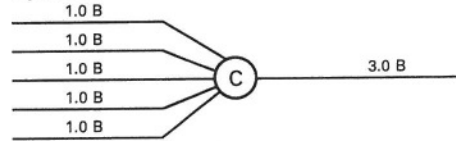
- 1 Fuseboard F1, fuse B1, 10 Amp
- 2 Splice A



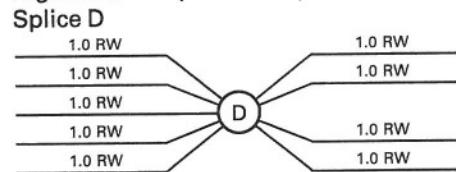
- 3 Switchbox plug and socket 18-way
- 4 Lighting switch (with ignition)
- 5 Outer switch panel plug and socket 12-way
- 6 Panel lamps dimming potentiometer
- 7 Splice B



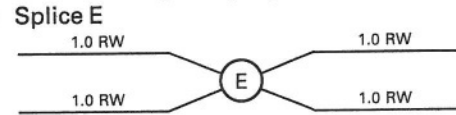
- 8 Panel lamps electronic control unit
- 9 Splice C



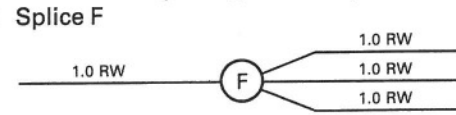
- 10 Right-hand 'A' post earth point
- 11 Splice D



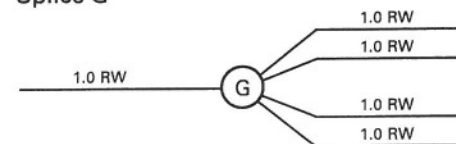
- 12 Outer switch panel plug and socket 2-way
- 13 Splice E



- 14 Outer switch panel, panel lamps
- 15 Splice F

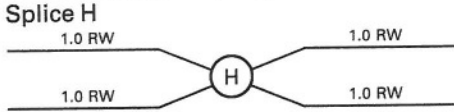


- 16 Switchbox plug and socket 2-way
- 17 Switchbox panel lamps
- 18 Speedometer panel lamps
- 19 Steering column plug and socket 12-way
- 20 Gear range dial panel lamp
- 21 Splice G

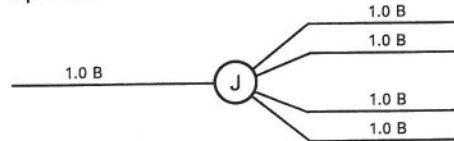


- 22 Tachometer panel lamps

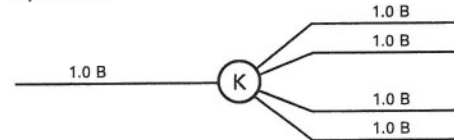
- 23 Inner switch panel plug and socket 2-way
- 24 Splice H



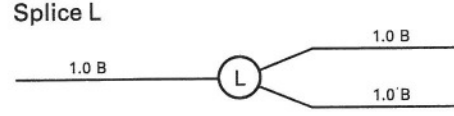
- 25 Inner switch panel, panel lamps
- 26 Fuel gauge and engine oil level indicator panel lamp
- 27 Engine coolant temperature gauge panel lamp
- 28 Engine oil pressure gauge panel lamp
- 29 Map lamp switch panel lamp plug and socket
- 30 Map lamp switch panel lamp
- 31 Splice J



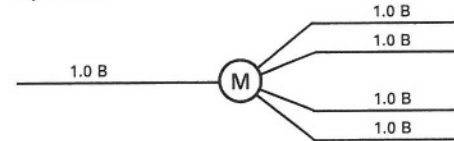
- 32 Splice K



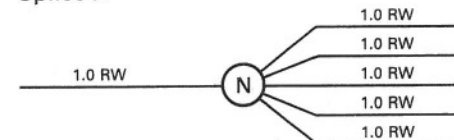
- 33 Steering column earth point
- 34 Splice L



- 35 Splice M

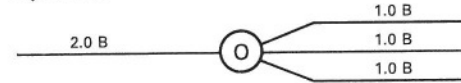


- 36 Left-hand 'A' post earth point
- 37 In car entertainment plug and socket
- 38 Radio/cassette unit panel illumination (when applicable)
- 39 Centre console plug and socket 12-way
- 40 Splice N

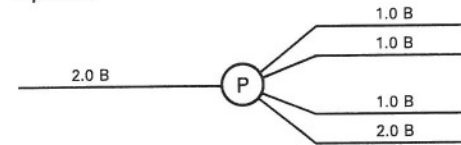


- 41 Clock panel lamp
- 42 Battery condition indicator panel lamp
- 43 Outside air temperature gauge panel lamp
- 44 Front cigar lighter panel lamp
- 45 Horns changeover switch panel lamp

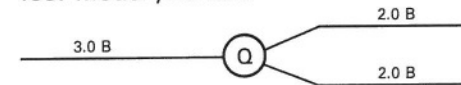
- 46 Splice O



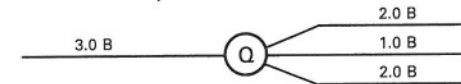
- 47 Splice P



- 48 Centre console plug and socket 5-way
- 49 Centre console plug and socket 3-way
- 50 Splice Q

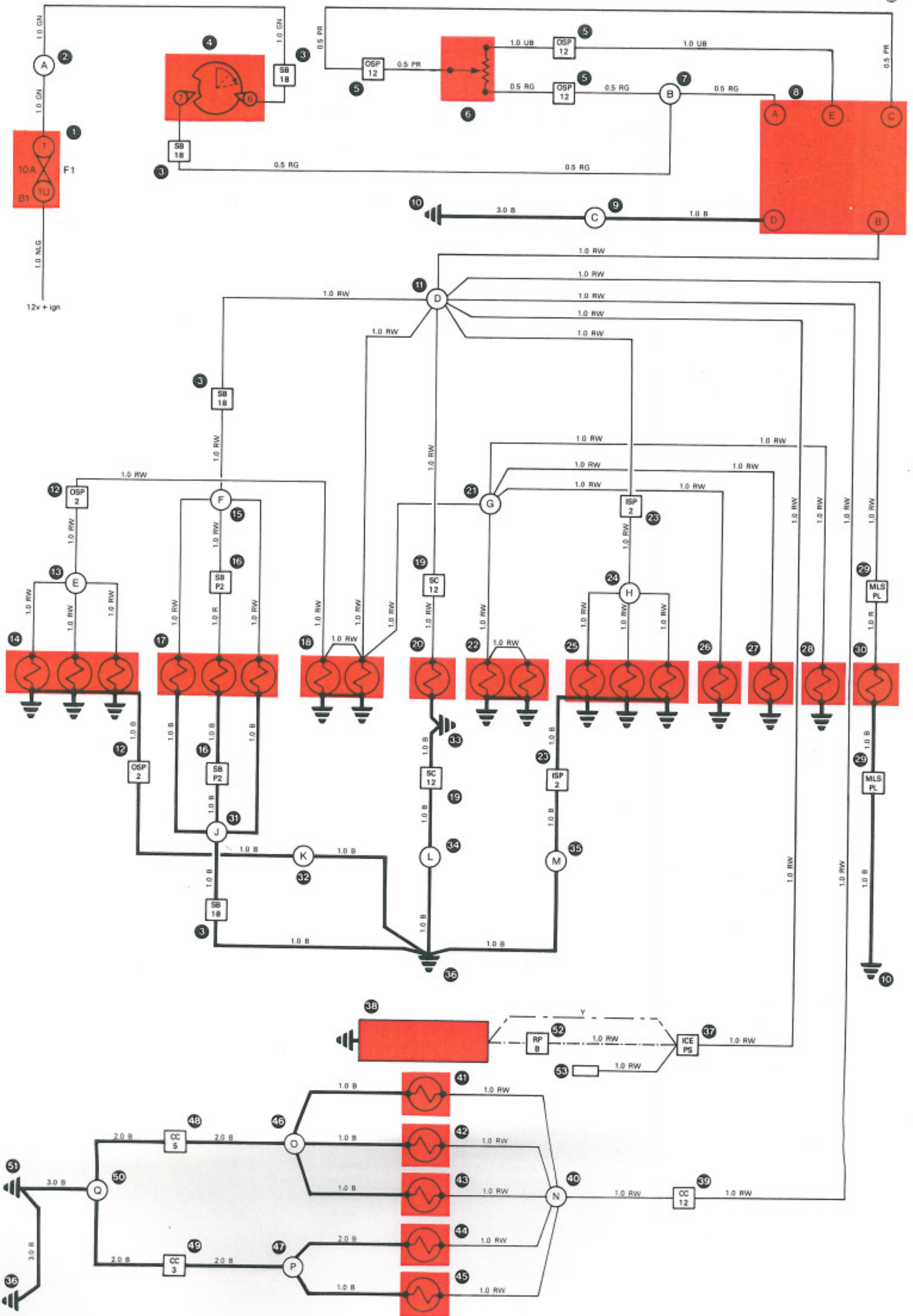


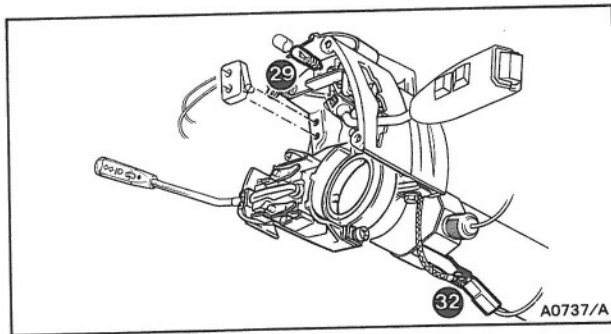
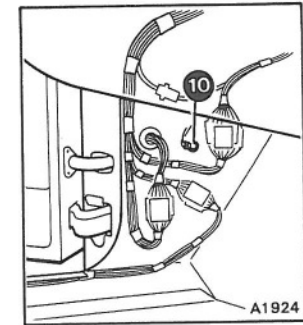
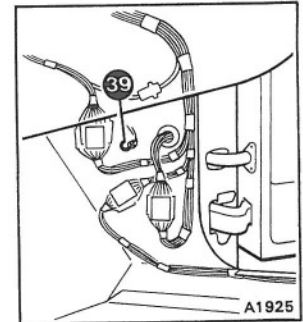
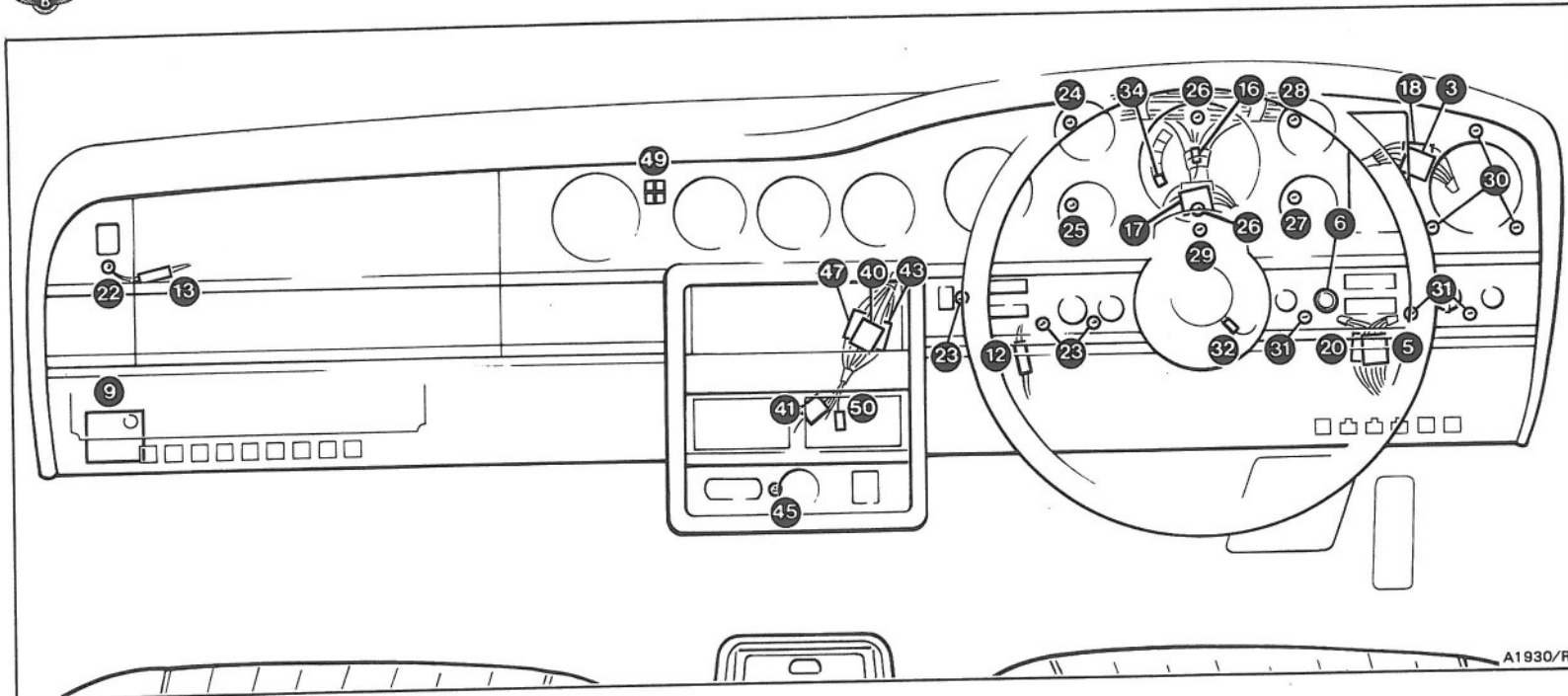
- 1988 model year cars



- 51 Instrument panel earth point
- 52 Radio/cassette unit plug — black
- 53 In car entertainment loom connection (when used)

Note — — — Only applicable to cars fitted with a Delco radio/cassette unit
 - - - Only applicable to cars fitted with a Pioneer radio/cassette unit

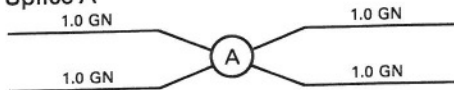




Key to 21-11

1 Fuseboard F1, fuse B1, 10 Amp

2 Splice A



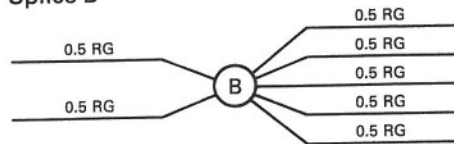
3 Switchbox plug and socket 18-way

4 Lighting switch (with ignition)

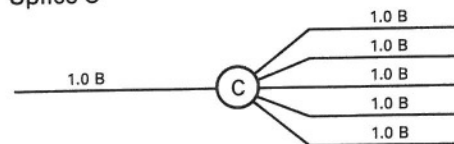
5 Outer switch panel plug and socket 12-way

6 Panel lamps dimming potentiometer

7 Splice B



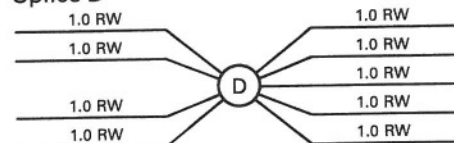
8 Splice C



9 Panel lamps electronic control unit

10 Left-hand 'A' post earth point

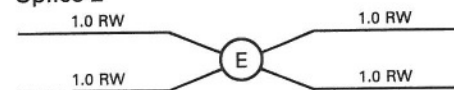
11 Splice D



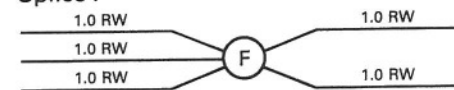
12 Inner switch panel plug and socket 2-way

13 Map lamp switch panel lamp plug and socket

14 Splice E



15 Splice F

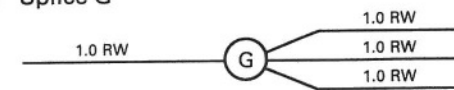


16 Panel lamps loom connection (at speedometer)

17 Steering column plug and socket 12-way

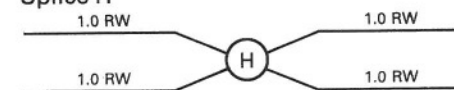
18 Switchbox plug and socket 2-way

19 Splice G



20 Outer switch panel plug and socket 2-way

21 Splice H



22 Map lamp switch panel lamp

23 Inner switch panel, panel lamps

24 Battery condition indicator panel lamp

25 Engine oil pressure gauge panel lamp

26 Speedometer panel lamps

27 Engine coolant temperature gauge panel lamp

28 Fuel gauge and engine oil level indicator panel lamp

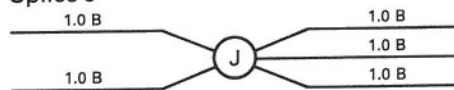
29 Gear range dial panel lamp

30 Switchbox panel lamps

31 Outer switch panel, panel lamps

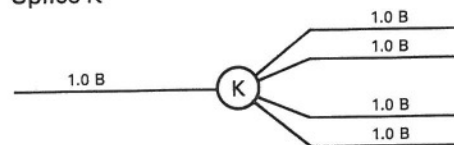
32 Steering column earth point

33 Splice J

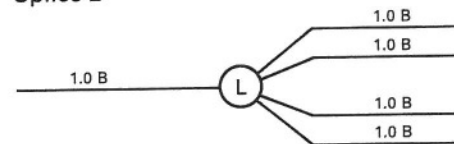


34 Panel lamps loom earth connection (at speedometer)

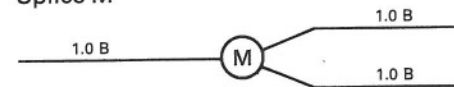
35 Splice K



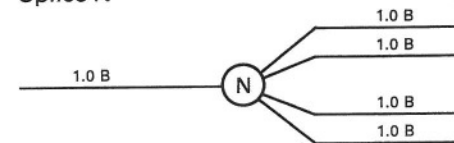
36 Splice L



37 Splice M



38 Splice N



39 Right-hand 'A' post earth point

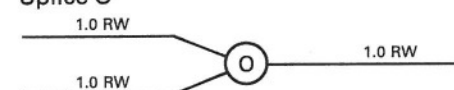
40 In car entertainment plug and socket

41 In-line suppressor (when fitted)

42 Radio/cassette unit panel illumination (when applicable)

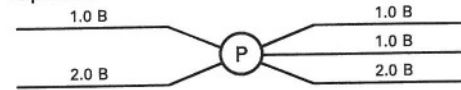
43 Centre console plug and socket 12-way

44 Splice O



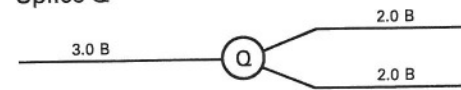
45 Front cigar lighter panel lamp

46 Splice P



47 Centre console plug and socket 3-way

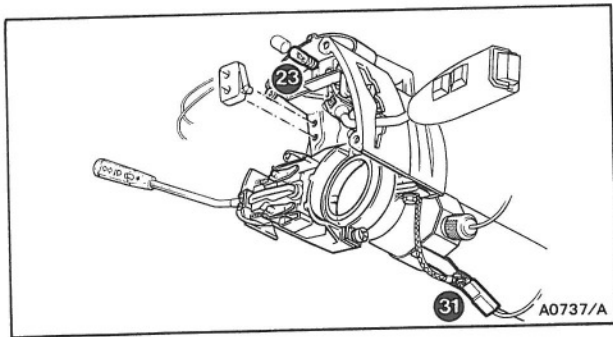
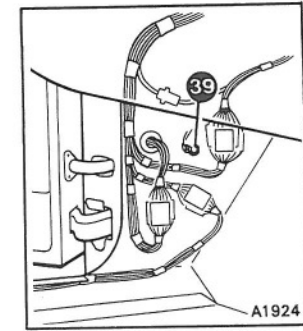
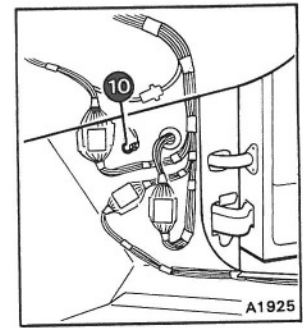
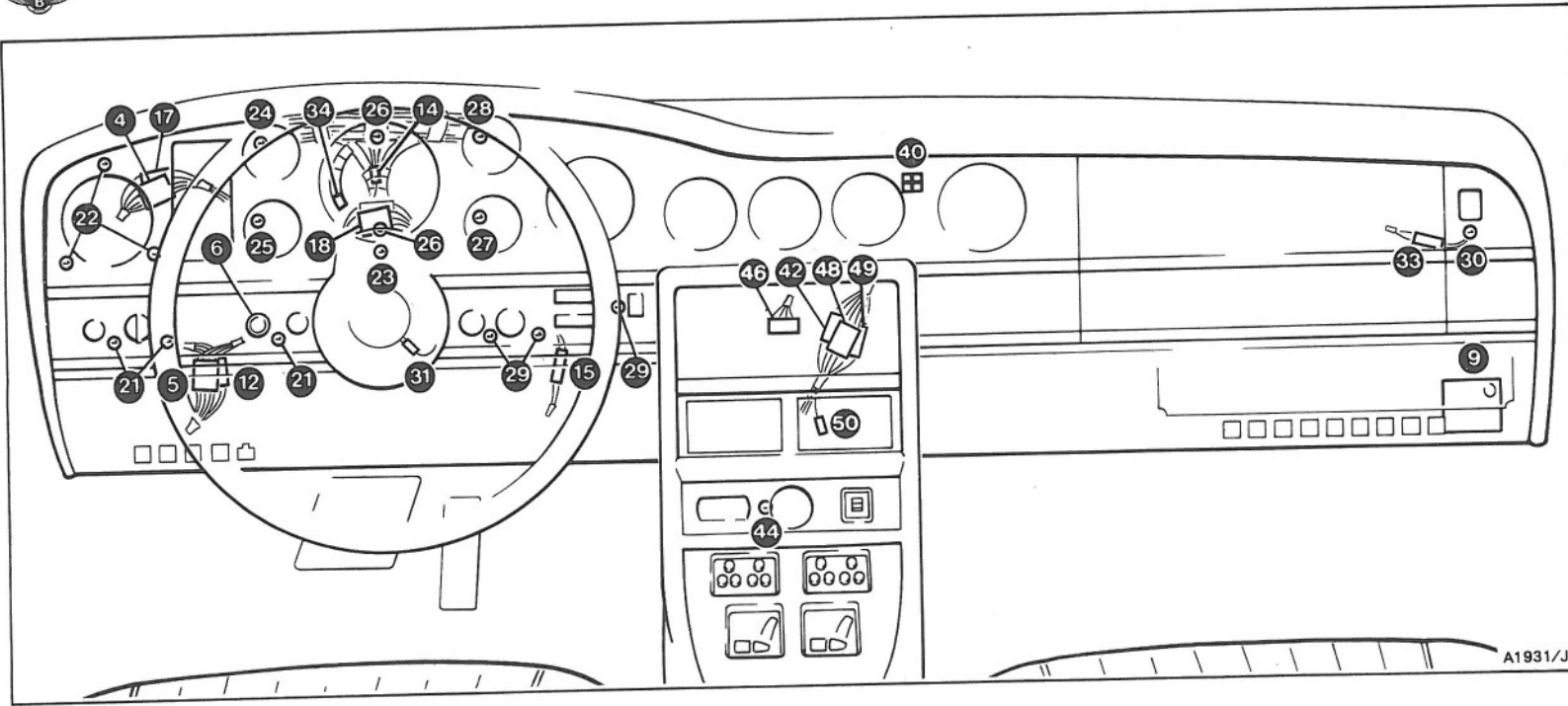
48 Splice Q



49 Instrument panel earth point

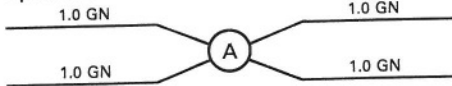
50 In car entertainment loom connection

Note --- Only applicable to cars fitted with a Pioneer radio/cassette unit

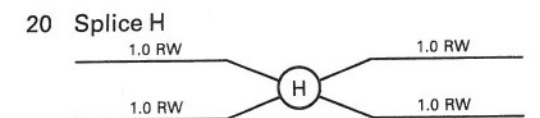
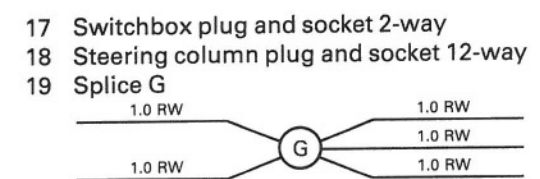
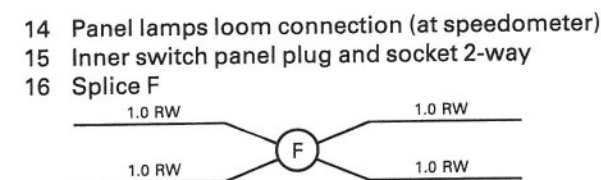
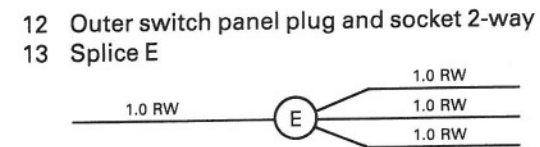
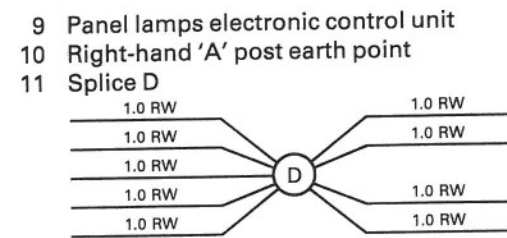
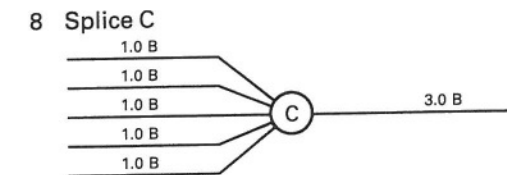
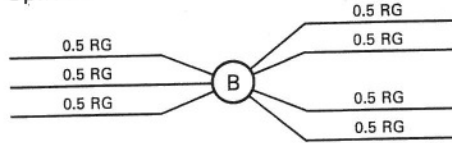


Key to 21-13

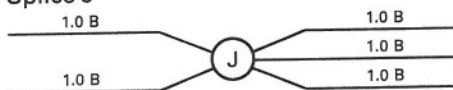
- 1 Fuseboard F1, fuse B1, 10 Amp
- 2 Splice A



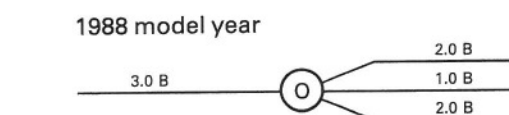
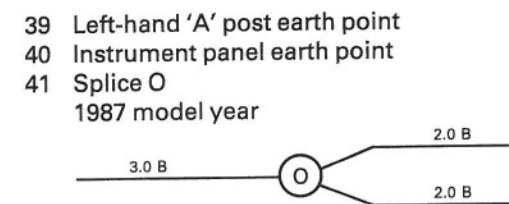
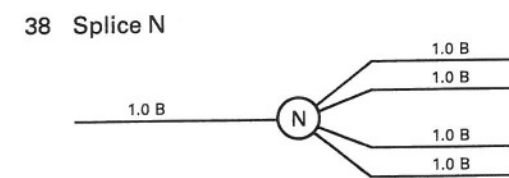
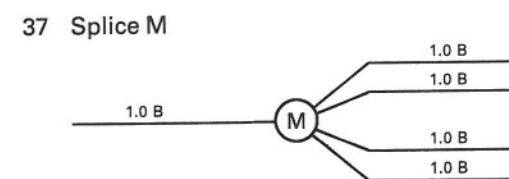
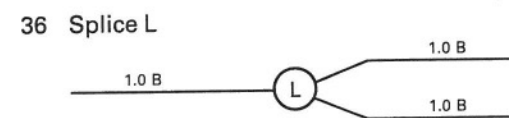
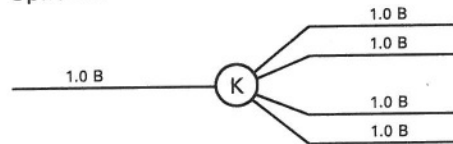
- 3 Lighting switch (with ignition)
- 4 Switchbox plug and socket 18-way
- 5 Outer switch panel plug and socket 12-way
- 6 Panel lamps dimming potentiometer
- 7 Splice B



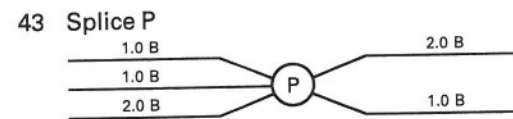
- 21 Outer switch panel, panel lamps
- 22 Switchbox panel lamps
- 23 Gear range dial panel lamp
- 24 Fuel gauge and oil level indicator panel lamp
- 25 Engine coolant temperature gauge panel lamp
- 26 Speedometer panel lamps
- 27 Engine oil pressure gauge panel lamp
- 28 Battery condition indicator panel lamp
- 29 Inner switch panel, panel lamps
- 30 Map lamp switch panel lamp
- 31 Steering column earth point
- 32 Splice J



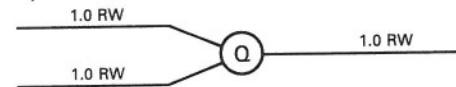
- 33 Map lamp switch panel lamp plug and socket
- 34 Panel lamps loom earth connection (at speedometer)
- 35 Splice K



- 42 Centre console plug and socket 3-way



- 44 Front cigar lighter panel lamp
- 45 Radio/cassette unit panel illumination (when applicable)
- 46 Radio/cassette unit plug — black
- 47 Splice Q



- 48 Centre console plug and socket 12-way
- 49 In car entertainment plug and socket
- 50 In car entertainment loom connection (when used)

Note — — — Only applicable to cars fitted with a Delco radio/cassette unit

