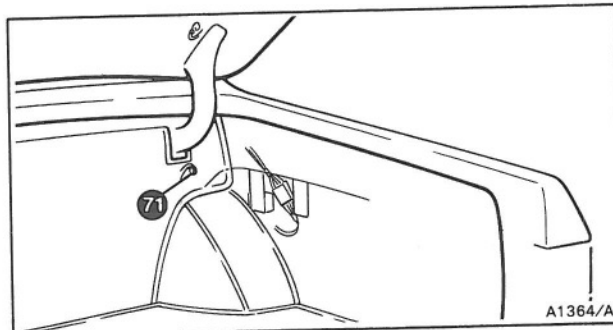
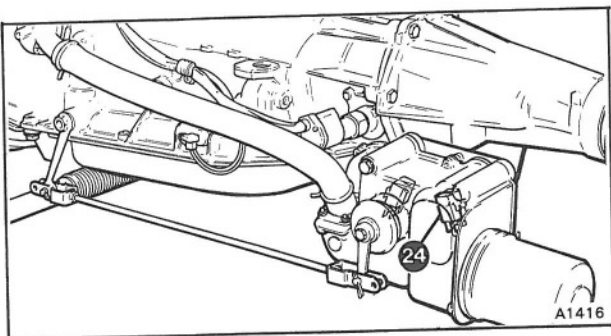
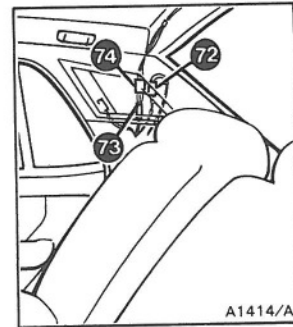
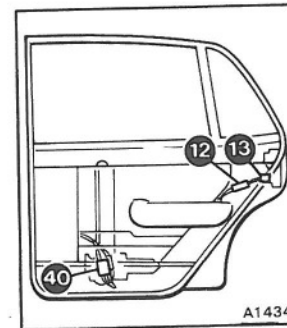
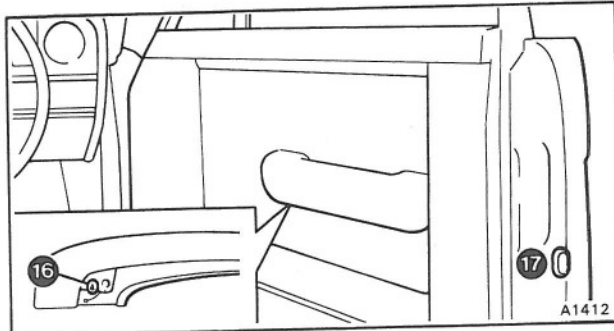
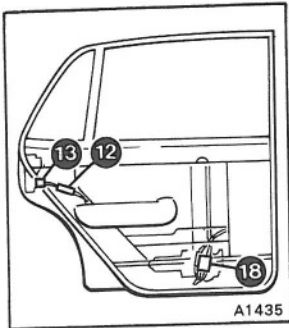
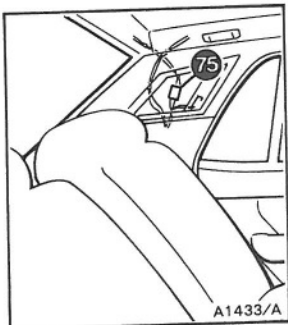
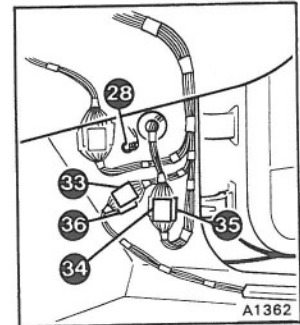
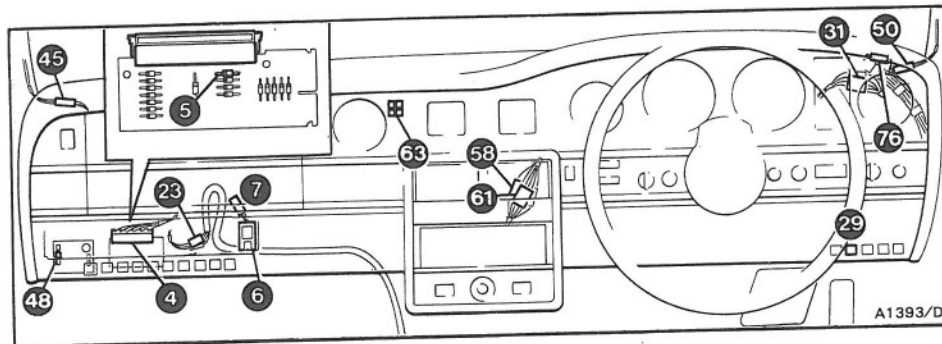
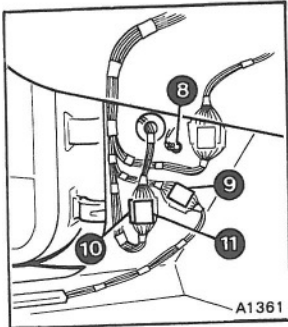
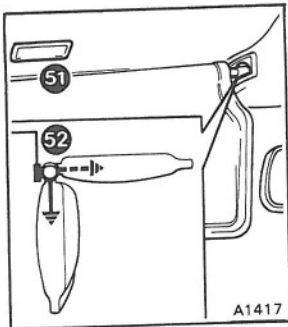




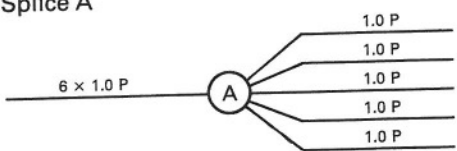
Interior lamps and seat belt warning

Contents	Specific application	Pages							
		Rolls-Royce		Corniche / Corniche II	Bentley	Mulsanne	Mulsanne S	Turbo R	Continental
Silver Spirit	Silver Spur	Eight							
Interior lamps and seat belt warning									
Component location	1987 model year right-hand drive cars	28-2	28-2	28-10	28-2	28-2	—	28-2	28-10
Wiring diagram		28-3	28-3	28-11	28-3	28-3	—	28-3	28-11
Component location	1987 model year left-hand drive cars	28-4	28-4	28-12	28-4	28-4	—	28-4	28-12
Wiring diagram		28-5	28-5	28-13	28-5	28-5	—	28-5	28-13
Component location	1988 model year right-hand drive cars	28-14	28-14	28-10	28-14	—	28-14	28-14	28-10
Wiring diagram		28-15	28-15	28-11	28-15	—	28-15	28-15	28-11
Component location	1988 model year left-hand drive cars	28-16	28-16	28-18	28-16	—	28-16	28-16	28-18
Wiring diagram		28-17	28-17	28-19	28-17	—	28-17	28-17	28-19
Facia stowage compartment, fuseboard, luggage compartment, and engine compartment illumination									
Component location		28-6	28-6	28-9	28-6	28-6	28-6	28-6	28-9
Wiring diagram		28-6	28-6	28-9	28-6	28-6	28-6	28-6	28-9
Seat belt warning									
Component location	1987 model year cars conforming to a North American specification	28-7	28-7	28-7	28-7	28-7	—	—	28-7
Wiring diagram		28-7	28-7	28-7	28-7	28-7	—	—	28-7
Component location	1988 model year cars conforming to a North American specification other than those fitted with passive restraint seat belts	28-20	28-20	28-20	28-20	—	28-20	—	28-20
Wiring diagram		28-20	28-20	28-20	28-20	—	28-20	—	28-20
Passive restraint	1988 model year cars fitted with passive restraint seat belts — refer to Section 6								
Key warning buzzer									
Component location	Cars conforming to a North American specification	28-8	28-8	28-8	28-8	28-8	28-8	—	28-8
Wiring diagram		28-8	28-8	28-8	28-8	28-8	28-8	—	28-8

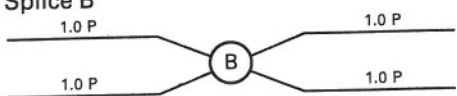


Key to 28-3

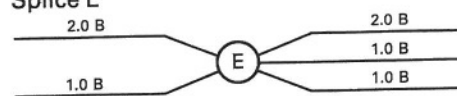
- 1 Fuseboard F1, fuse B5, 10 Amp
- 2 Splice A



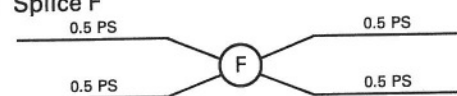
- 3 Splice B



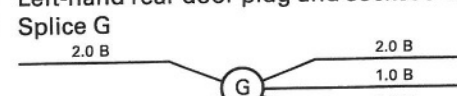
- 4 Diode board plug 18-way
- 5 Diode (diode board)
- 6 Interior lamps delay unit (ECU)
- 7 Interior lamps delay unit (ECU) plug and socket
- 8 Left-hand 'A' post earth point
- 9 Left-hand 'A' post main to body loom plug and socket 9-way
- 10 Left-hand front door plug and socket 7-way
- 11 Left-hand front door plug and socket 12-way
- 12 Interior lamps switch (door) plug and socket
- 13 Interior lamps switch (door)
- 14 Splice E



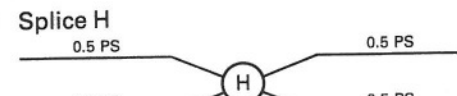
- 15 Splice F



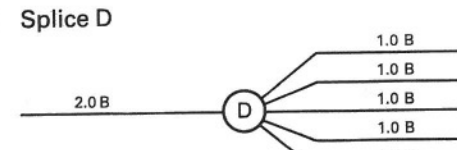
- 16 Door step lamp
- 17 Door edge lamp
- 18 Left-hand rear door plug and socket 9-way
- 19 Splice G



- 20 Splice H



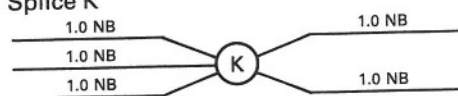
- 21 Splice D



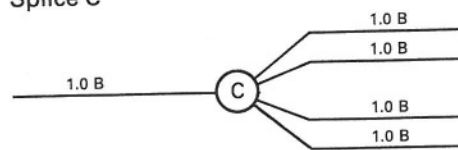
- 22 Splice J



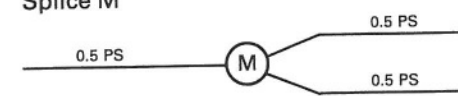
- 23 Gearchange actuator plug and socket 6-way
- 24 Gearchange actuator micro-switch
- 25 Splice K



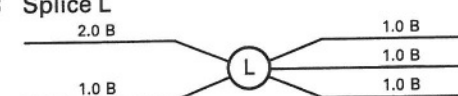
- 26 Fuseboard F2, fuse A6, 20 Amp
- 27 Splice C



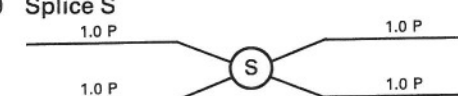
- 28 Right-hand 'A' post earth point
- 29 Driver's door open relay
- 30 Key warning buzzer connection (when fitted)
- 31 Switchbox plug and socket 18-way
- 32 Driver's courtesy lamp switch (refer to item 76 - Interior lamps link loom)
- 33 Right-hand 'A' post main to body loom plug and socket 12-way
- 34 Right-hand front door plug and socket 12-way
- 35 Right-hand front door plug and socket 7-way
- 36 Right-hand 'A' post main to body loom plug and socket 5-way
- 37 Splice M



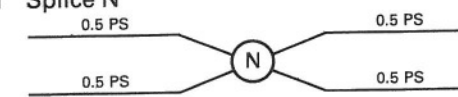
- 38 Splice L



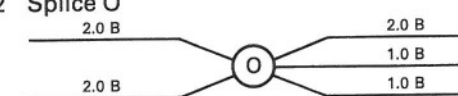
- 39 Splice S



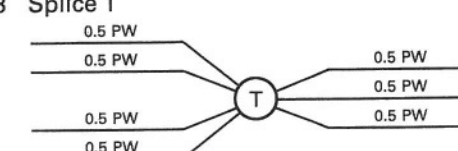
- 40 Right-hand rear door plug and socket 9-way
- 41 Splice N



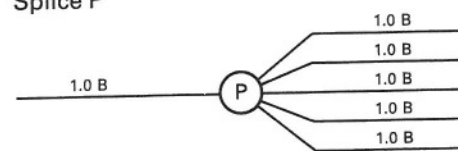
- 42 Splice O



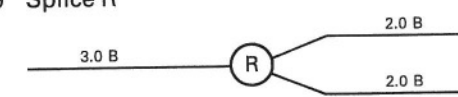
- 43 Splice T



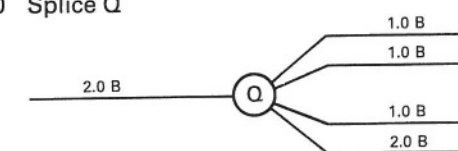
- 44 Map/Vanity illumination switch
- 45 Left-hand main to cantrail loom plug and socket 6-way
- 46 Splice P



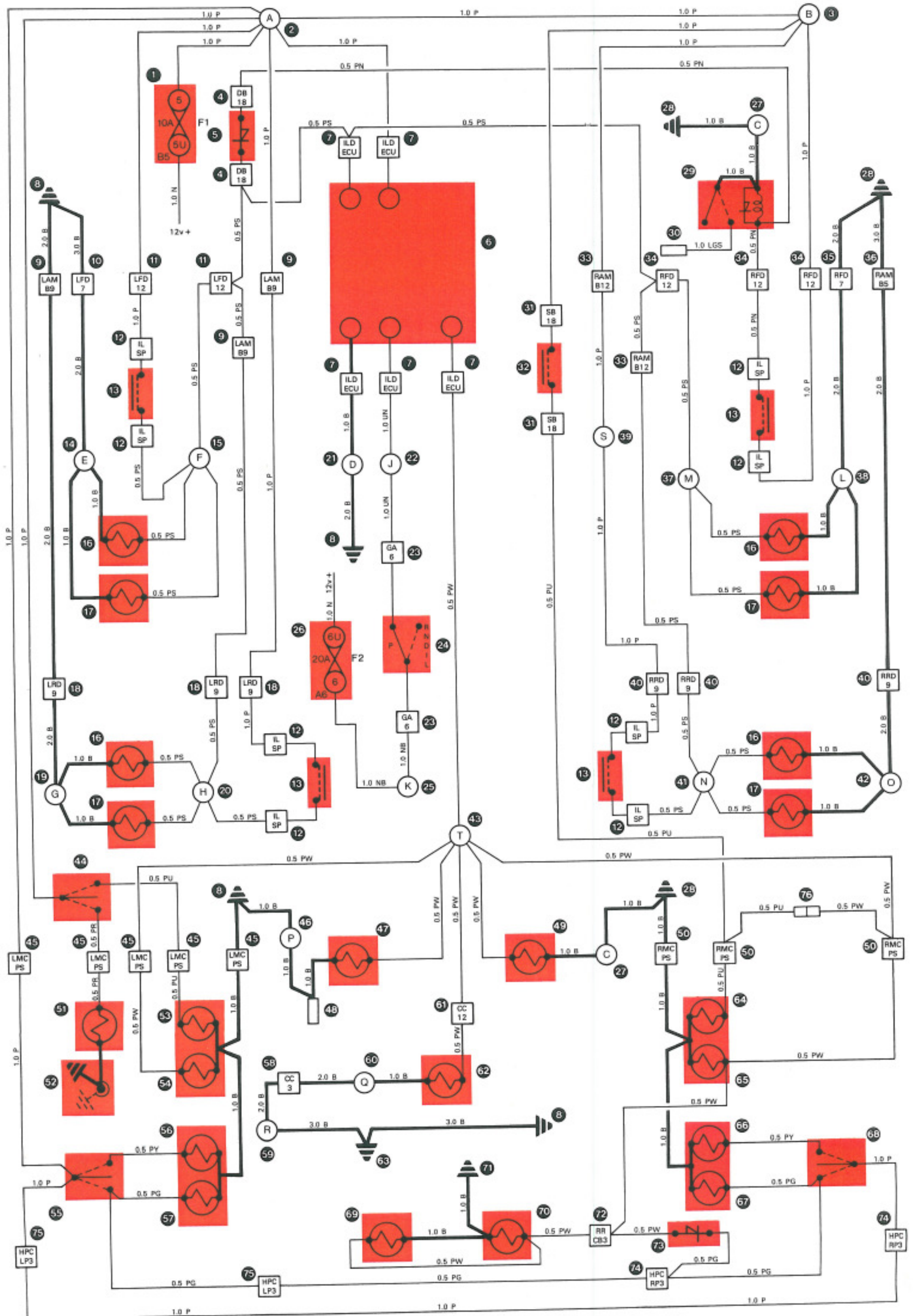
- 47 Left-hand front footwell lamp
- 48 Panel lamps dimming unit (ECU) connection
- 49 Right-hand front footwell lamp
- 50 Right-hand main to cantrail loom plug and socket 6-way
- 51 Vanity mirror lamp (not fitted to Bentley Eight cars)
- 52 Passenger's sun visor earth switch (not fitted to Bentley Eight cars)
- 53 Left-hand front reading lamp
- 54 Left-hand front courtesy lamp
- 55 Left-hand rear companion switch
- 56 Left-hand rear reading lamp
- 57 Left-hand rear courtesy lamp
- 58 Centre console plug and socket 3-way
- 59 Splice R

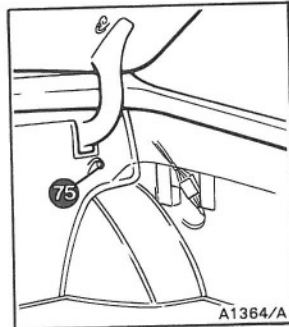
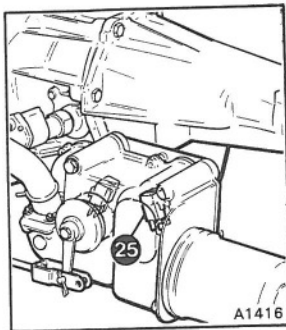
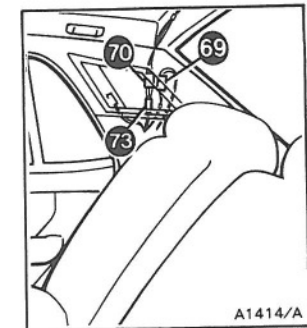
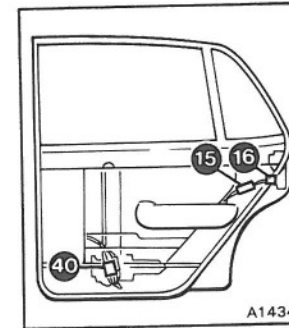
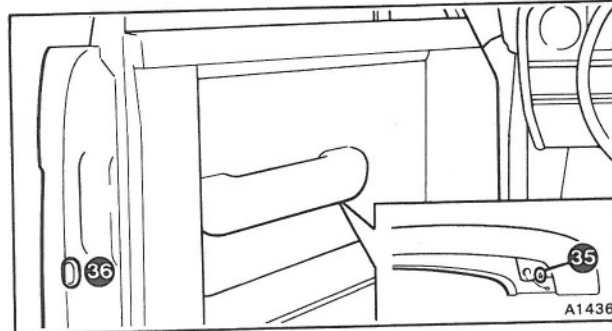
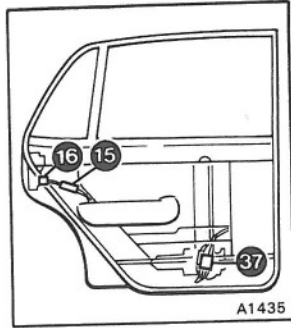
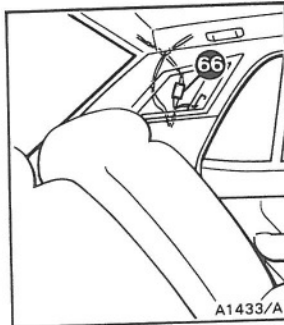
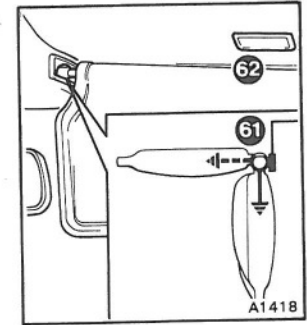
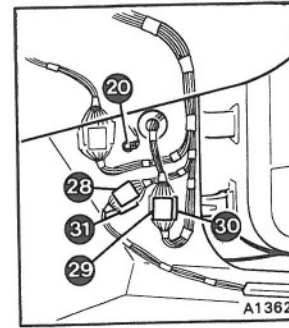
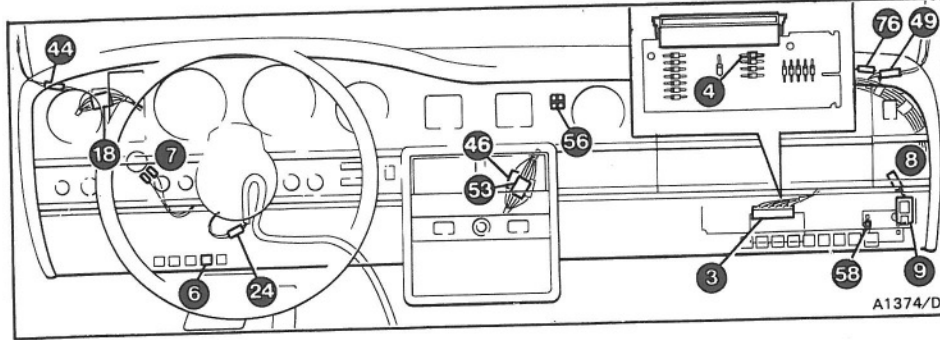
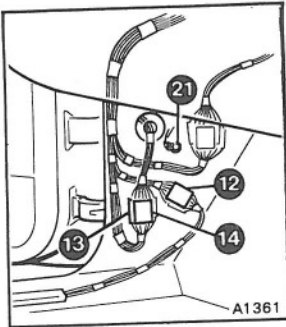


- 60 Splice Q



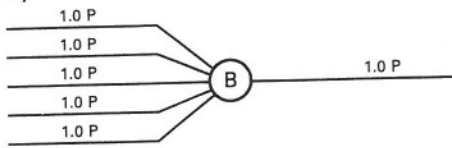
- 61 Centre console plug and socket 12-way
- 62 Seat belt warning lamp
- 63 Instrument panel earth point
- 64 Driver's reading lamp
- 65 Right-hand front courtesy lamp
- 66 Right-hand rear reading lamp
- 67 Right-hand rear courtesy lamp
- 68 Right-hand rear companion switch
- 69 Left-hand rear footwell lamp
- 70 Right-hand rear footwell lamp
- 71 Luggage compartment earth point - right-hand
- 72 Right-hand rear cantrail to body loom plug and socket 3-way
- 73 Interior lamps diode
- 74 Right-hand header panel to cantrail loom plug and socket 3-way
- 75 Left-hand header panel to cantrail loom plug and socket 3-way
- 76 Interior lamps link loom (if connected)



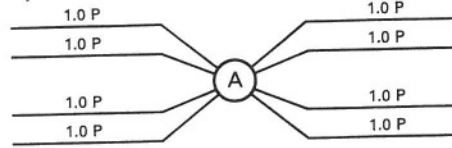


Key to 28-5

1 Splice B



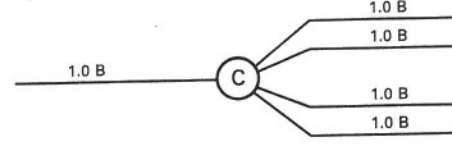
2 Splice A



3 Diode board plug 18-way

4 Diode (diode board)

5 Splice C



6 Driver's door open relay

7 Key warning buzzer connection (when fitted)

8 Interior lamps delay unit (ECU) plug and socket

9 Interior lamps delay unit (ECU)

10 Fuseboard F2, fuse A6, 20 Amp

11 Fuseboard F1, fuse B5, 10 Amp

12 Left-hand 'A' post main to body loom plug and socket 9-way

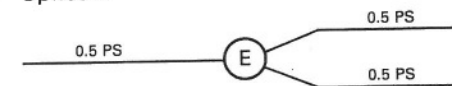
13 Left-hand front door plug and socket 7-way

14 Left-hand front door plug and socket 12-way

15 Interior lamps switch (door) plug and socket

16 Interior lamps switch (door)

17 Splice E



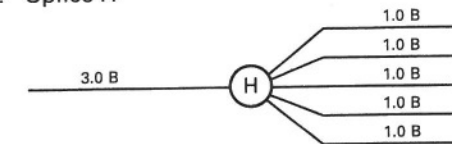
18 Switchbox plug and socket 18-way

19 Driver's courtesy lamp switch (refer to item 76 - Interior lamps link loom)

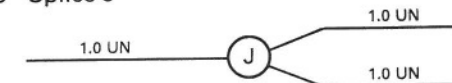
20 Right-hand 'A' post earth point

21 Left-hand 'A' post earth point

22 Splice H



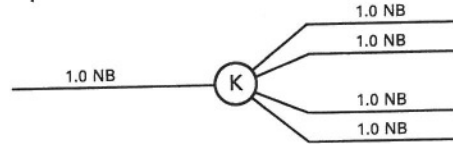
23 Splice J



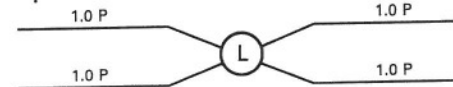
24 Gearchange actuator plug and socket 6-way

25 Gearchange actuator micro-switch

26 Splice K



27 Splice L



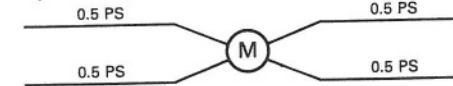
28 Right-hand 'A' post main to body loom plug and socket 12-way

29 Right-hand front door plug and socket 12-way

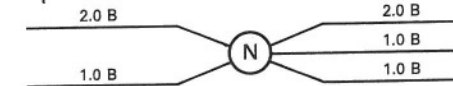
30 Right-hand front door plug and socket 7-way

31 Right-hand 'A' post main to body loom plug and socket 5-way

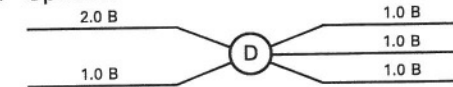
32 Splice M



33 Splice N



34 Splice D

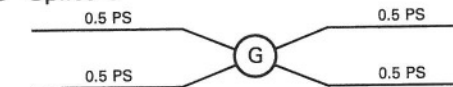


35 Door step lamp

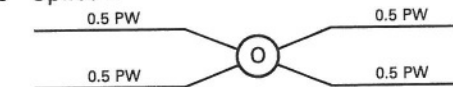
36 Door edge lamp

37 Left-hand rear door plug and socket 9-way

38 Splice G

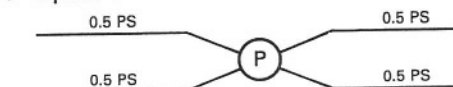


39 Splice O

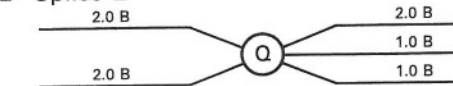


40 Right-hand rear door plug and socket 9-way

41 Splice P



42 Splice Q



43 Splice F



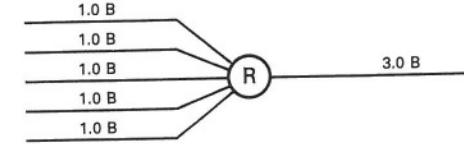
44 Left-hand main to cantrail loom plug and socket 6-way

45 Left-hand front footwell lamp

46 Centre console plug and socket 12-way

47 Right-hand front footwell lamp

48 Splice R



49 Right-hand main to cantrail loom plug and socket 6-way

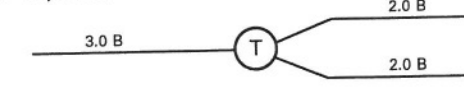
50 Map/Vanity illumination switch

51 Driver's reading lamp

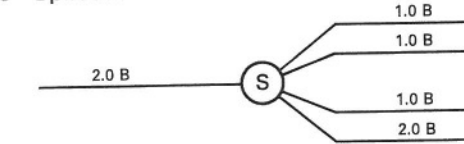
52 Left-hand front courtesy lamp

53 Centre console plug and socket 3-way

54 Splice T



55 Splice S



56 Instrument panel earth point

57 Seat belt warning lamp (Cars other than those conforming to a North American specification)

58 Panel lamps dimming unit connection

59 Right-hand front reading lamp

60 Right-hand front courtesy lamp

61 Passenger's sun visor earth switch (not fitted to Bentley Eight cars other than those conforming to a North American specification)

62 Vanity mirror lamp (not fitted to Bentley Eight cars other than those conforming to a North American specification)

63 Left-hand rear companion switch

64 Left-hand rear reading lamp

65 Left-hand rear courtesy lamp

66 Left-hand header panel to cantrail loom plug and socket 3-way

67 Left-hand rear footwell lamp

68 Right-hand rear footwell lamp

69 Right-hand rear cantrail to body loom plug and socket 3-way

70 Right-hand header panel to cantrail loom plug and socket 3-way

71 Right-hand rear reading lamp

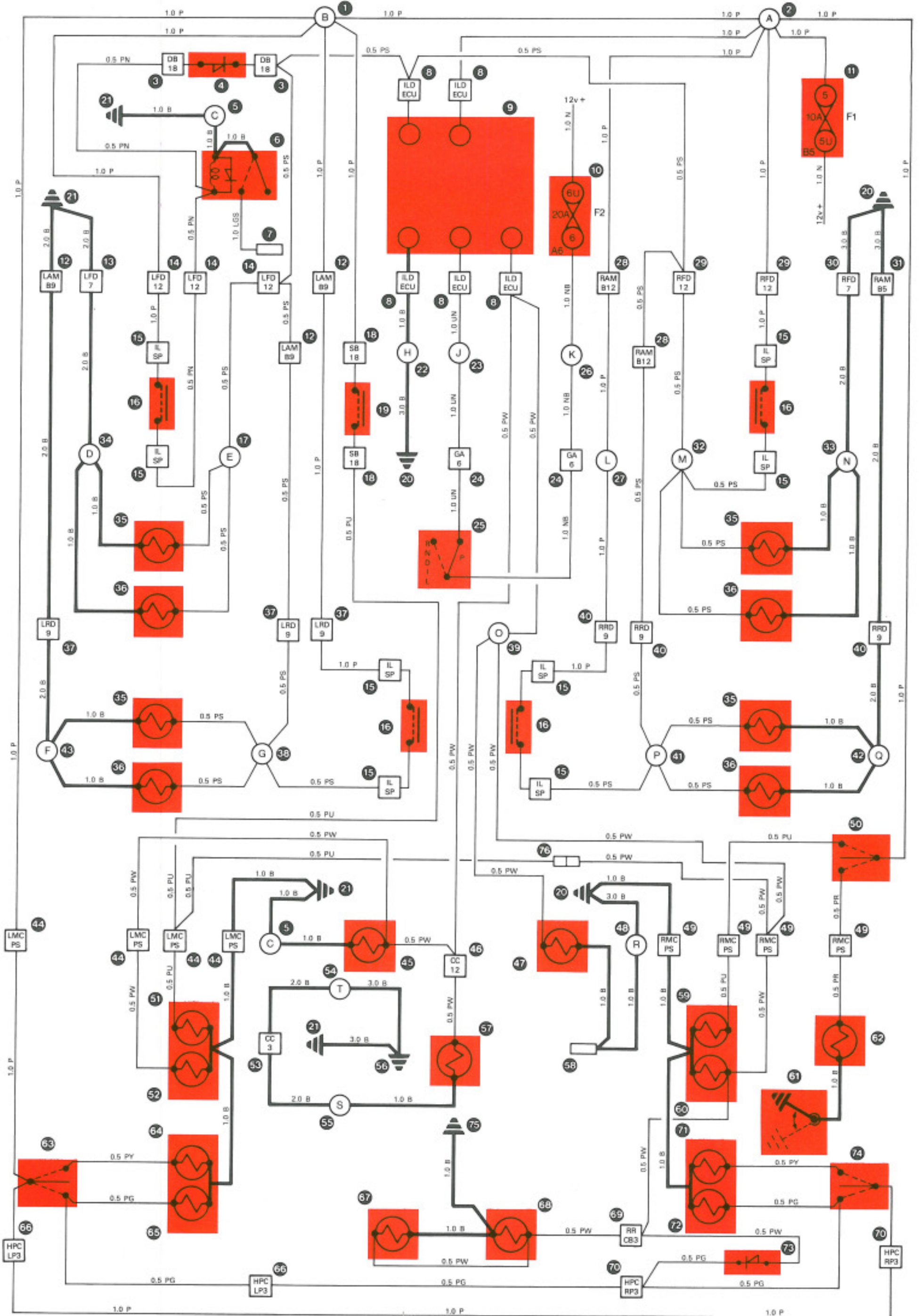
72 Right-hand rear courtesy lamp

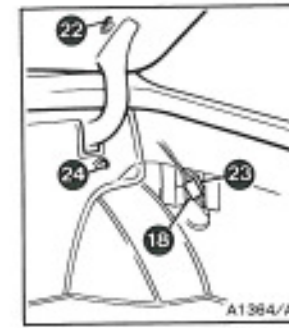
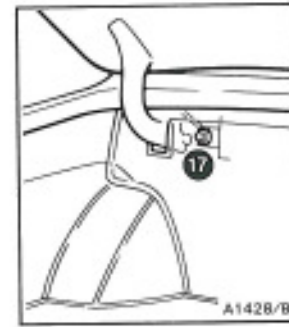
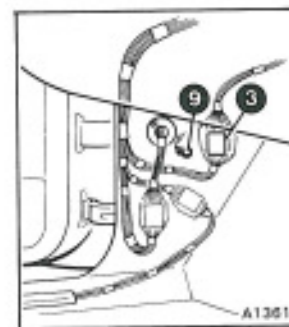
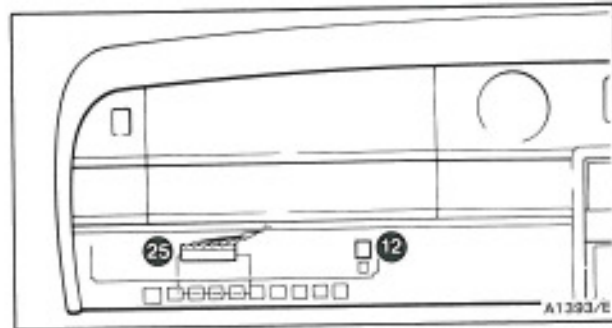
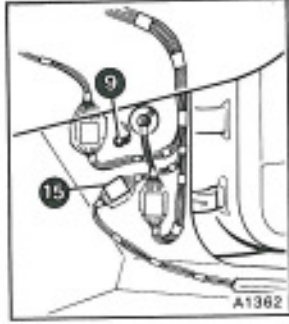

73 Interior lamps diode

74 Right-hand rear companion switch

75 Luggage compartment earth point - right-hand

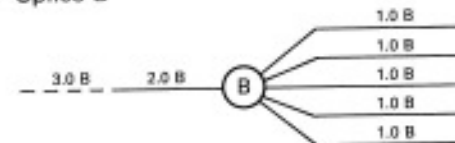
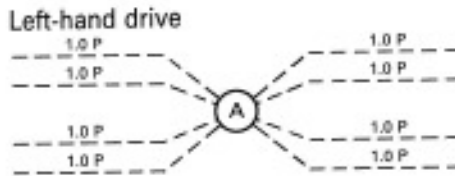
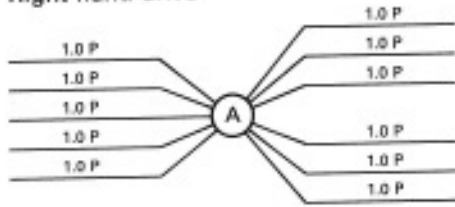
76 Interior lamps link loom (if connected)



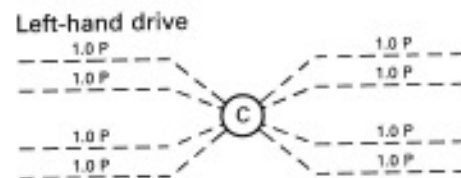
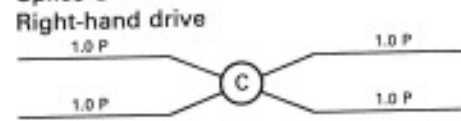


Key to 28-6

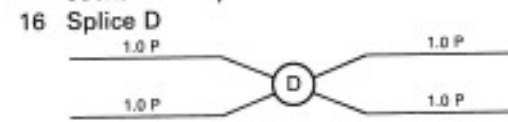
- 1 Fuseboard F1, fuse B5, 10 Amp
- 2 Splice A
- 3 Left-hand main to valance loom plug and socket 9-way
- 4 Engine compartment lamp switch
- 5 Engine compartment lamp
- 6 Left-hand front earth point (engine compartment)
- 7 Facia storage compartment lamp switch
- 8 Facia storage compartment lamp
- 9 'A' post earth points
- 10 Fuseboard lamp switch
- 11 Fuseboard lamp
- 12 Electronic flasher unit
- 13 Splice B



14 Splice C



15 Right-hand 'A' post main to body loom plug and socket 12-way



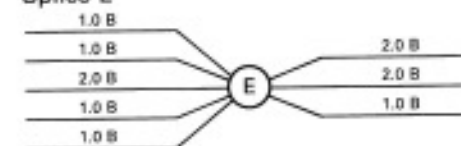
17 Luggage compartment lamp switch

18 Luggage compartment lid plug and socket 12-way

19 Centralized door locking (CDL) unlock connection

20 Luggage compartment lamp

21 Splice E

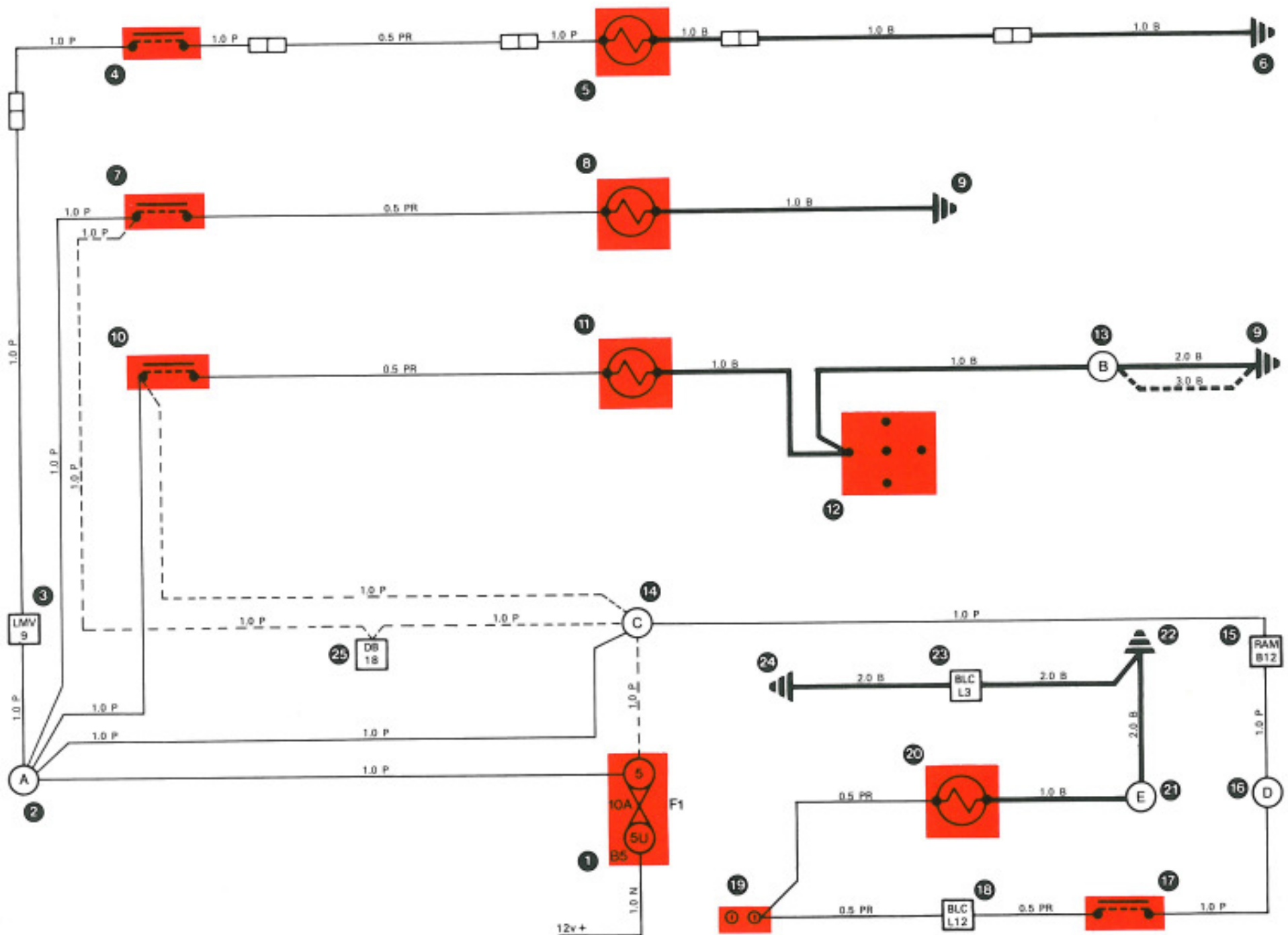


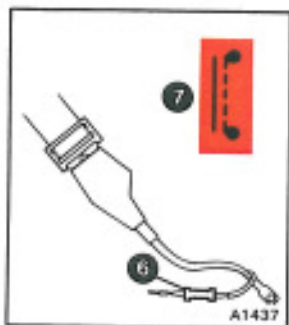
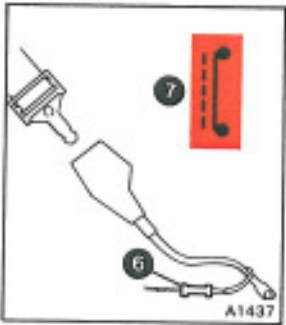
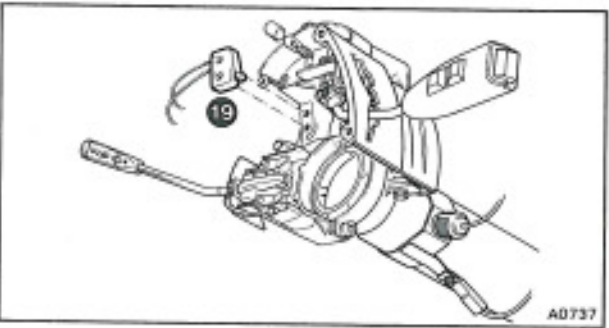
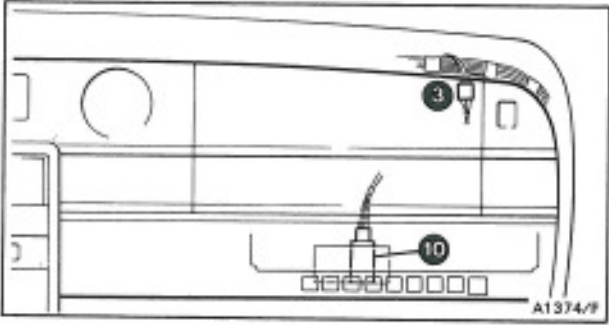
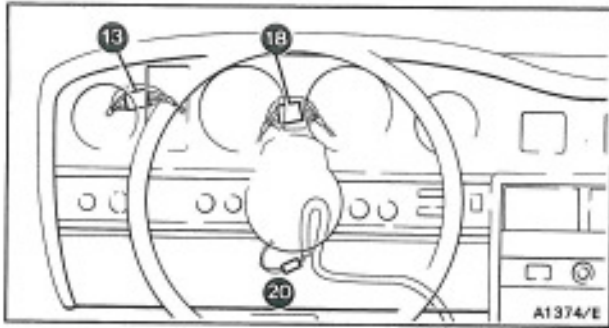
22 Luggage compartment lid earth point

23 Luggage compartment lid plug and socket 3-way

24 Luggage compartment earth point — right hand

25 Diode board plug 18-way

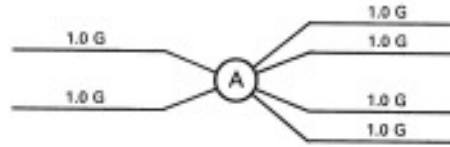




Key to 28-7

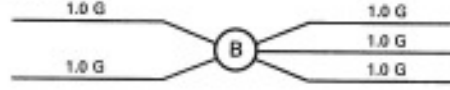
1 Fuseboard F1, fuse B4, 10 Amp

2 Splice A



3 'Other than Europe' plug and socket

4 Splice B



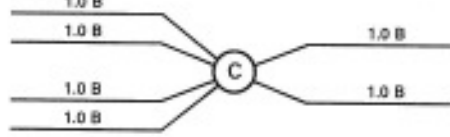
5 Seat belt warning lamp

6 Seat belt stalk switch plug and socket

7 Seat belt stalk switch

8 Right-hand 'A' post earth point

9 Splice C



10 Seat belt warning electronic control unit (ECU)

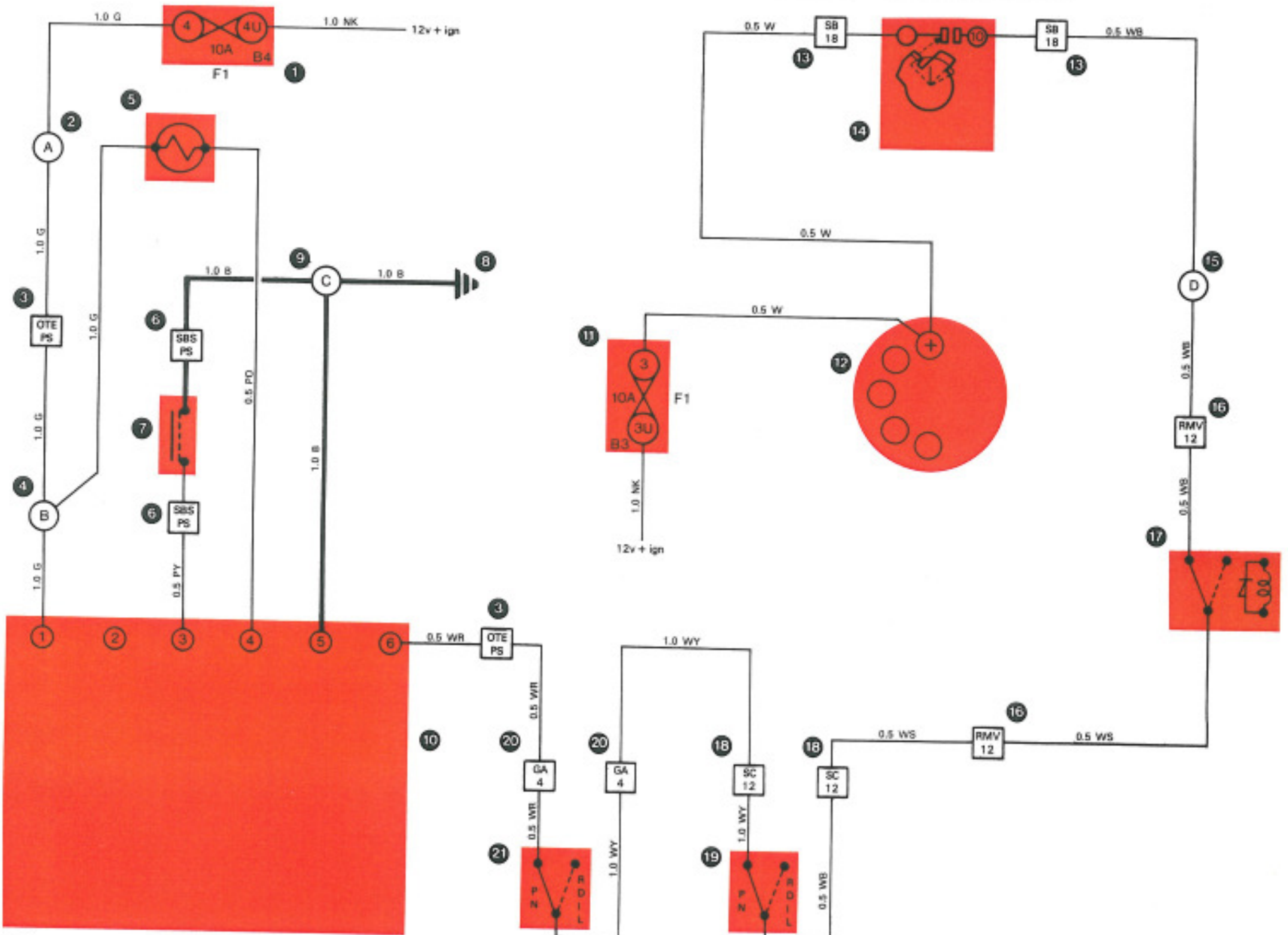
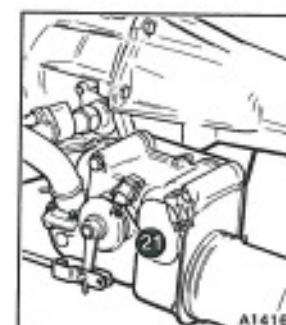
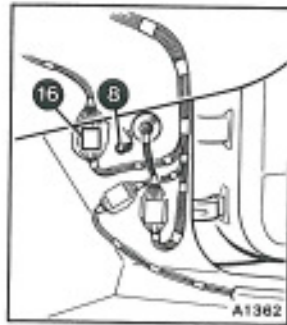
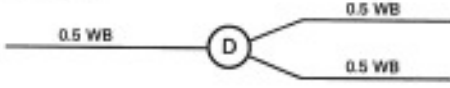
11 Fuseboard F1, fuse B3, 10 Amp

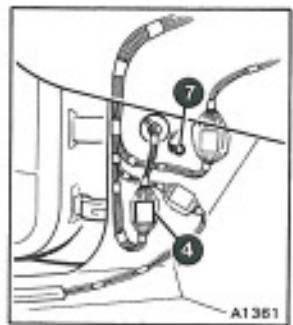
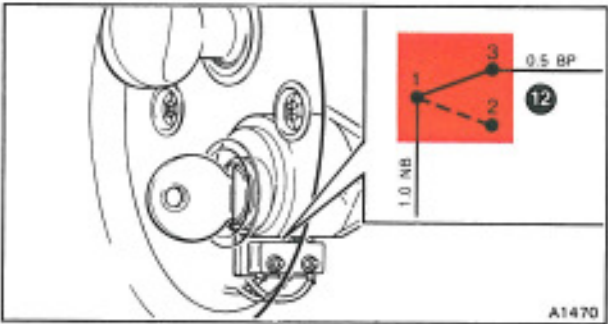
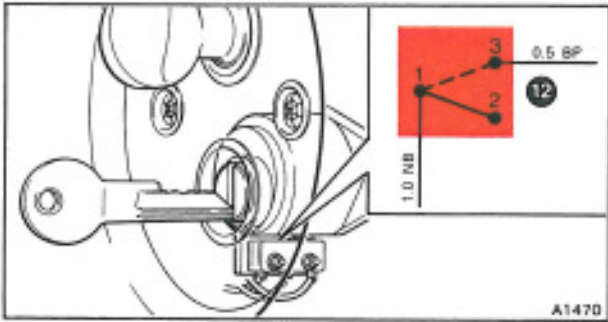
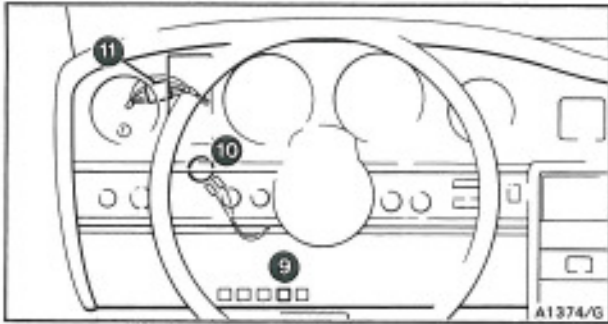
12 Speedometer

13 Switchbox plug and socket 18-way

14 Starter switch

15 Splice D

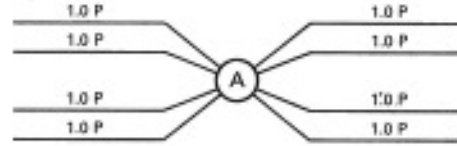




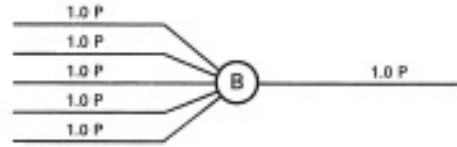
Key to 28-8

1 Fuseboard F1, fuse B5, 10 Amp

2 Splice A



3 Splice B



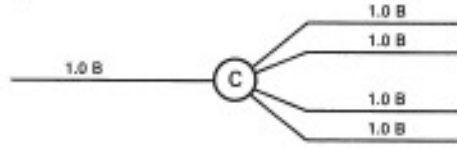
4 Left-hand front door plug and socket 12-way

5 Left-hand front door interior lamps switch plug and socket

6 Left-hand front door interior lamps switch

7 Left-hand 'A' post earth point

8 Splice C



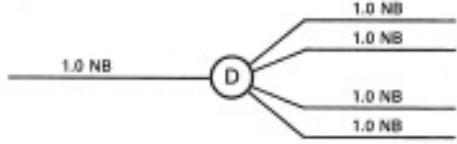
9 Driver's door open relay

10 Key warning buzzer

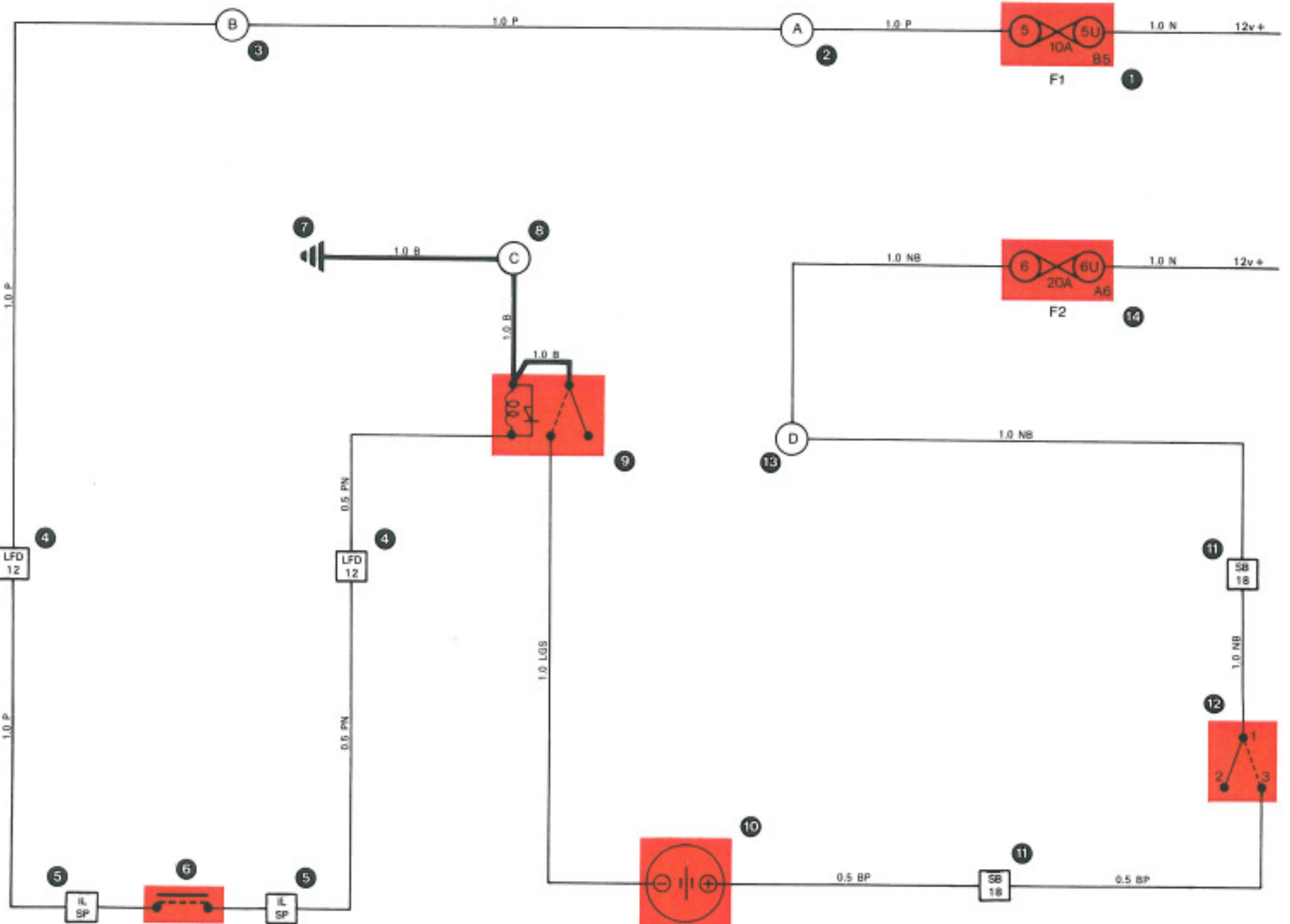
11 Switchbox plug and socket 18-way

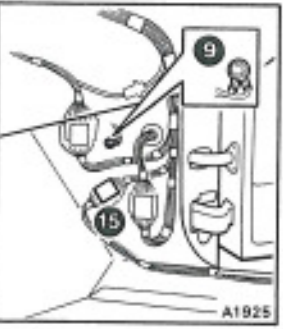
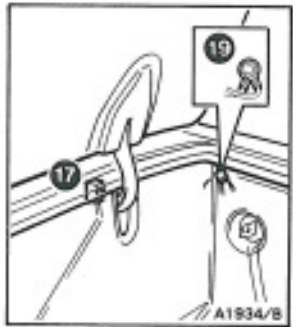
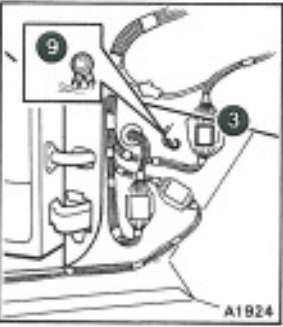
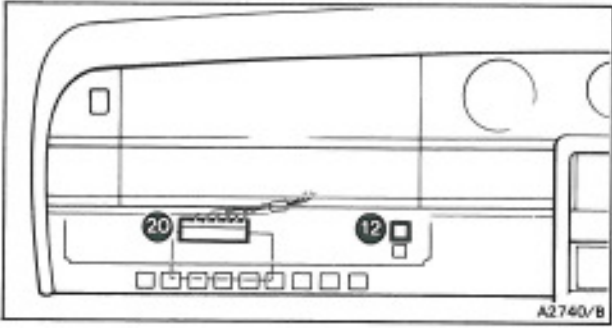
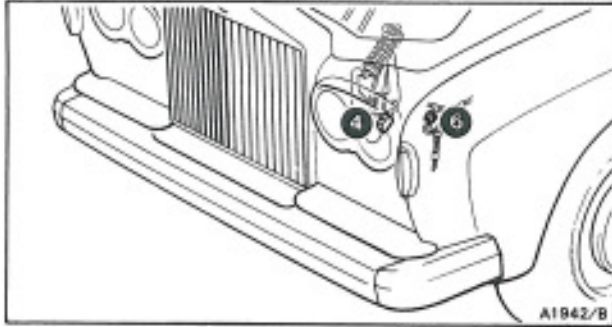
12 Key switch (switchbox)

13 Splice D



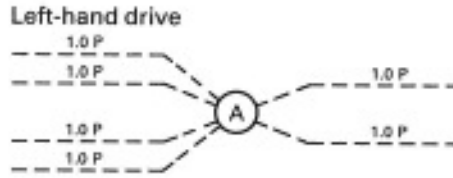
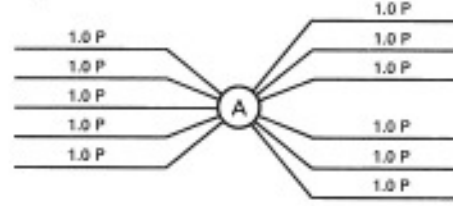
14 Fuseboard F2, fuse A6, 20 Amp



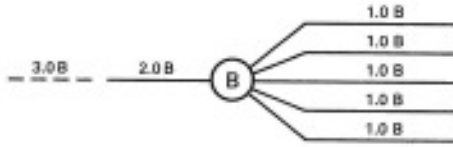


Key to 28-9

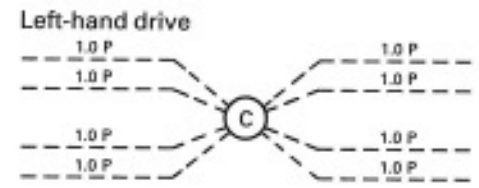
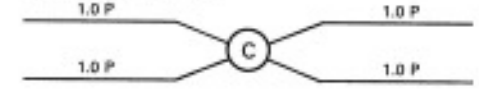
- 1 Fuseboard F1, fuse B5, 10 Amp
- 2 Splice A



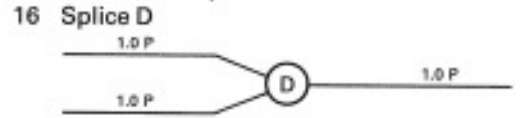
- 3 Left-hand main to valance loom plug and socket 9-way
- 4 Engine compartment lamp switch
- 5 Engine compartment lamp
- 6 Left-hand front earth point (engine compartment)
- 7 Facia storage compartment lamp switch
- 8 Facia storage compartment lamp
- 9 'A' post earth points
- 10 Fuseboard lamp switch
- 11 Fuseboard lamp
- 12 Electronic flasher unit
- 13 Splice B



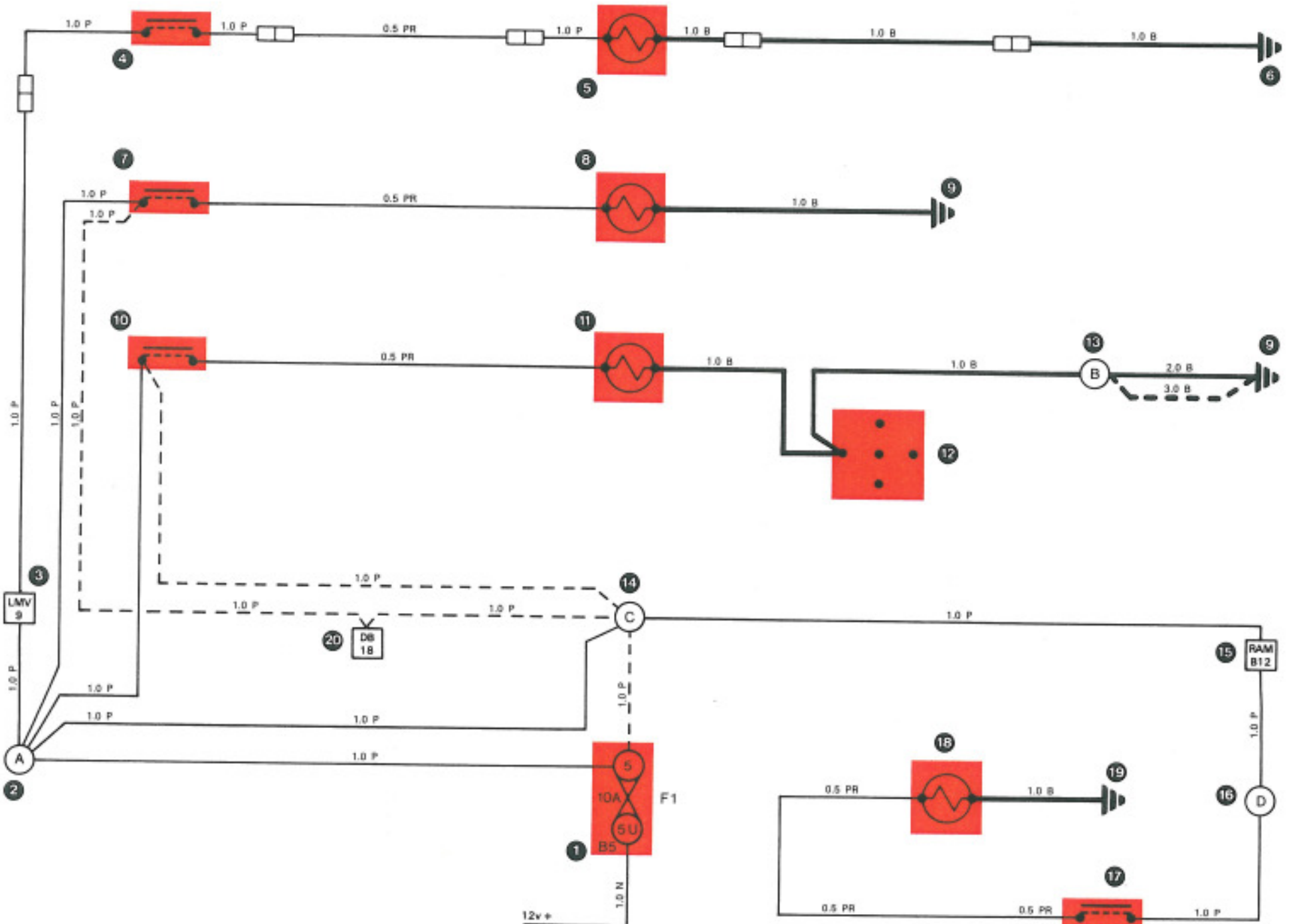
- 14 Splice C

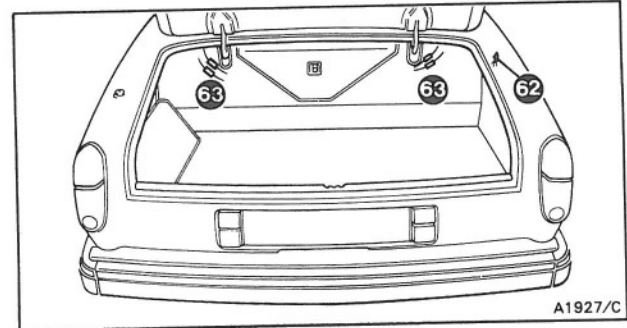
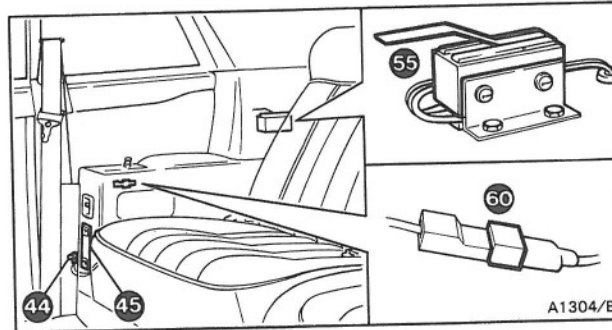
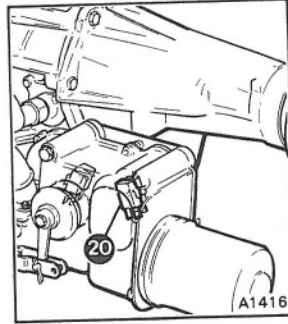
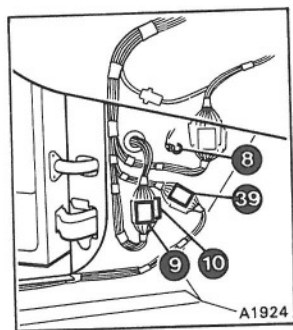

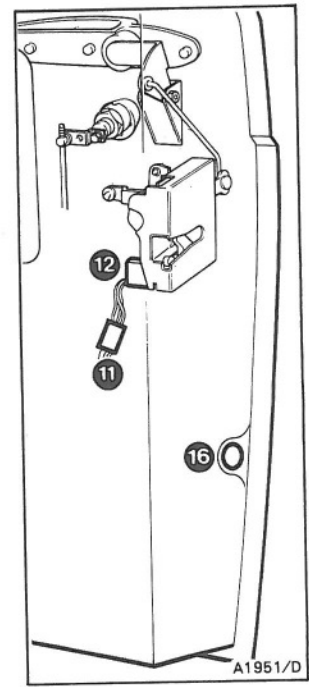
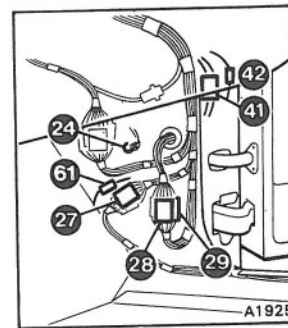
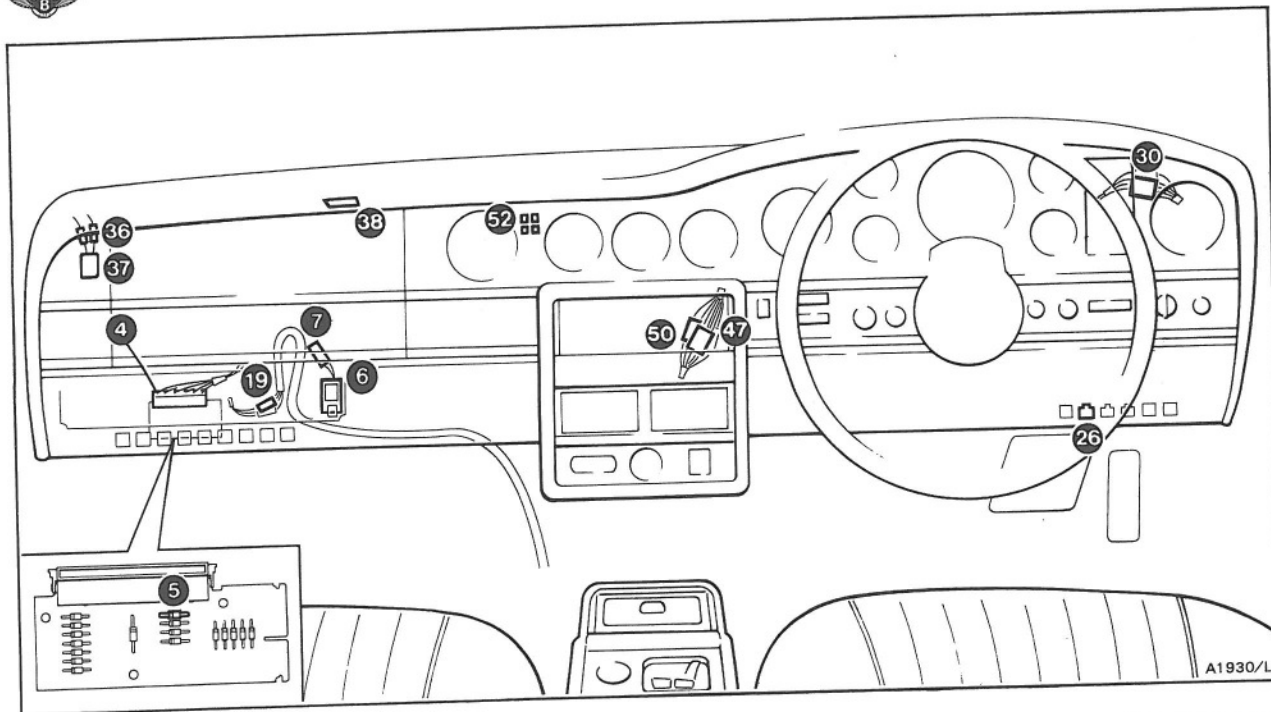


- 15 Right-hand 'A' post main to body loom plug and socket 12-way



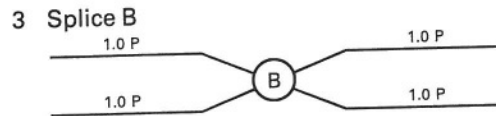
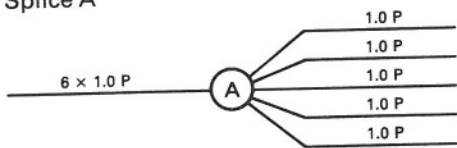
- 17 Luggage compartment lamp switch
- 18 Luggage compartment lamp
- 19 Luggage compartment earth point - right-hand front
- 20 Diode board plug 18-way



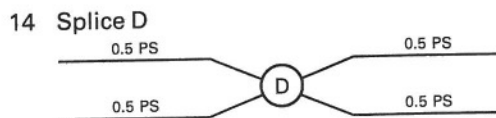
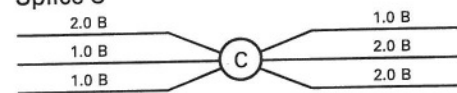


Key to 28-11

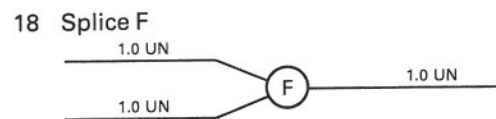
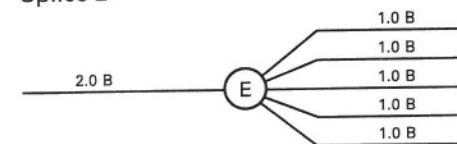
- 1 Fuseboard F1, fuse B5, 10 Amp
- 2 Splice A



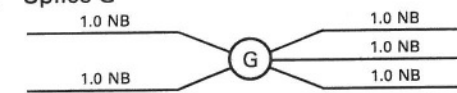
- 4 Diode board plug 18-way
- 5 Diode (diode board)
- 6 Interior lamps delay electronic control unit
- 7 Interior lamps delay electronic control unit plug and socket
- 8 Left-hand 'A' post earth point
- 9 Left-hand door plug and socket 7-way
- 10 Left-hand door plug and socket 12-way
- 11 Interior lamps switch (door) plug and socket
- 12 Interior lamps switch (door)
- 13 Splice C



- 15 Door step/footwell lamp
- 16 Door edge lamp
- 17 Splice E

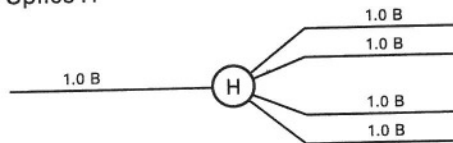


- 19 Gearchange actuator plug and socket 6-way
- 20 Gearchange actuator micro-switch
- 21 Splice G

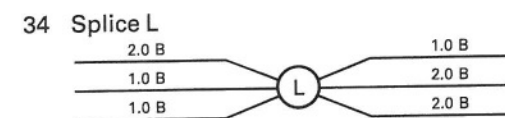
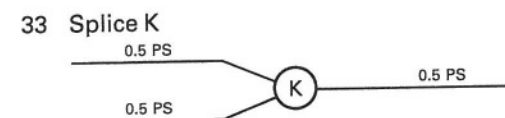
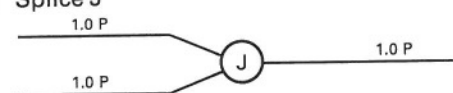


- 22 Fuseboard F2, fuse A6, 20 Amp

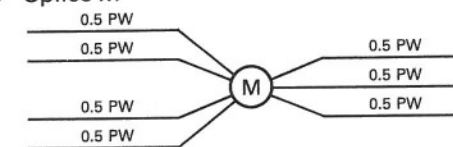
- 23 Splice H



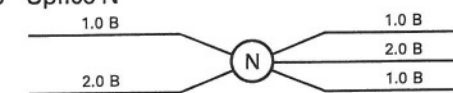
- 24 Right-hand 'A' post earth point
- 25 Key warning buzzer connection (when fitted)
- 26 Driver's door open relay base
- 27 Right-hand 'A' post main to body loom plug and socket 12-way
- 28 Right-hand door plug and socket 12-way
- 29 Right-hand door plug and socket 7-way
- 30 Switchbox plug and socket 18-way
- 31 Driver's courtesy lamp switch
- 32 Splice J



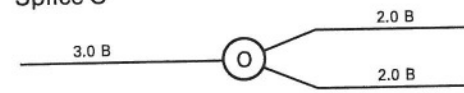
- 35 To air conditioning system upper air sensor when hood is down
- 36 Reading lamp switch to main loom connection
- 37 Reading lamp switch
- 38 Reading lamp
- 39 Left-hand 'A' post main to body loom plug and socket 9-way
- 40 Left-hand 'BC' post earth point
- 41 Right-hand main to body loom plug and socket 6-way
- 42 Right-hand main to body loom connection
- 43 Splice M



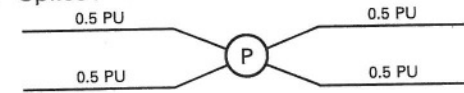
- 44 Right-hand 'BC' post earth point
- 45 Right-hand rear footwell lamp
- 46 Left-hand rear footwell lamp
- 47 Centre console plug and socket 12-way
- 48 Seat belt warning lamp
- 49 Splice N



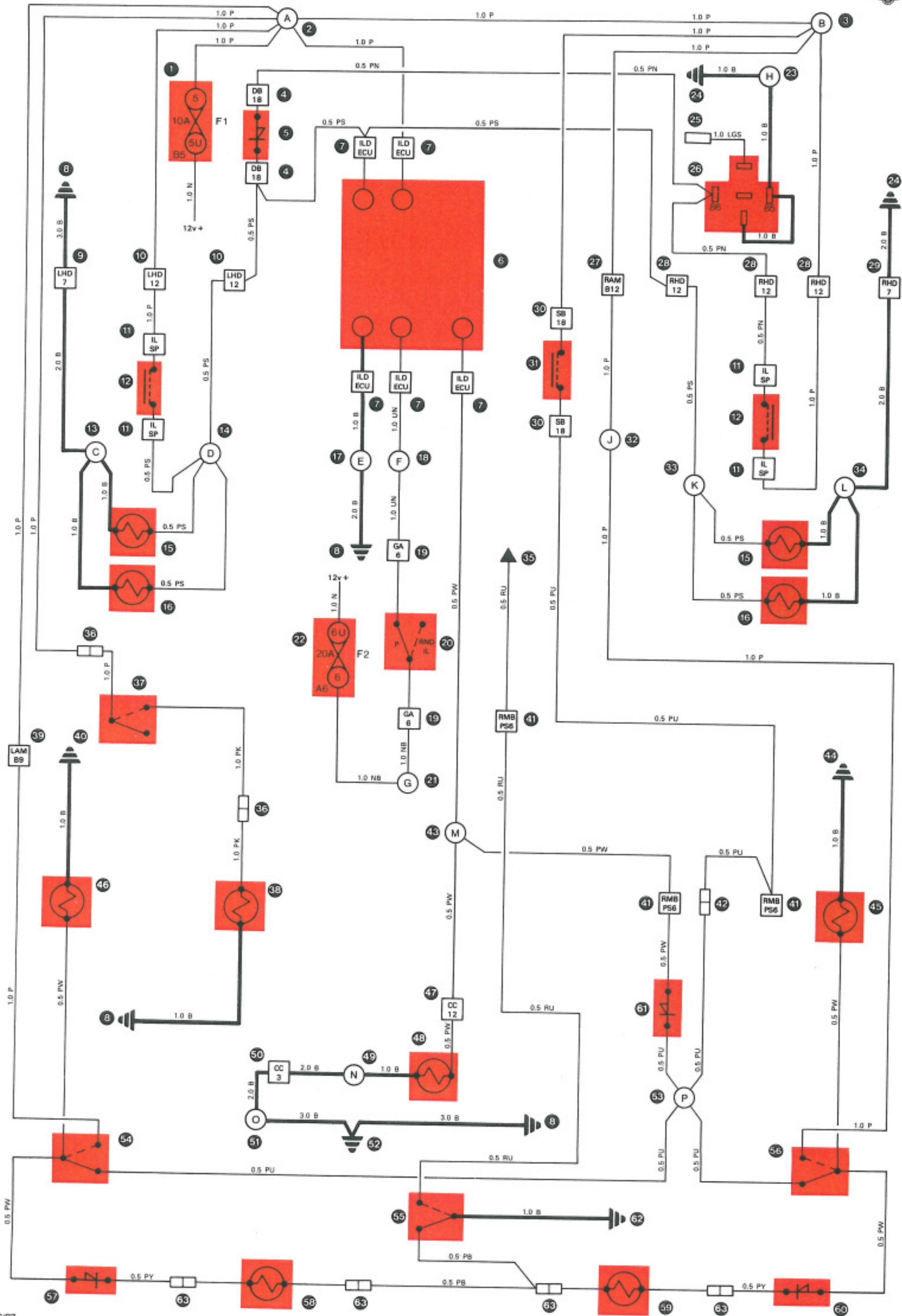
- 50 Centre console plug and socket 3-way
- 51 Splice O

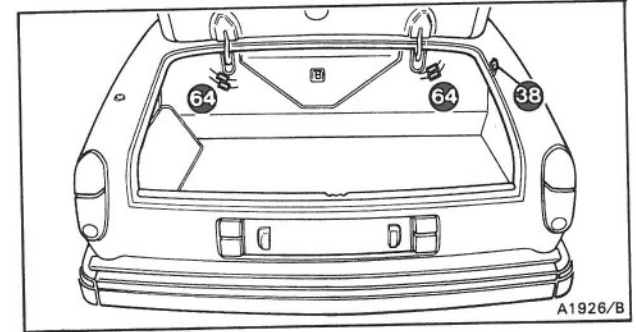
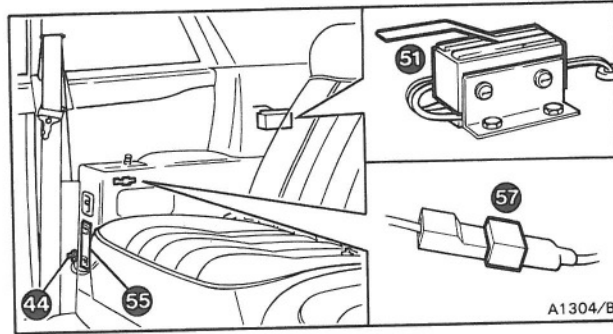

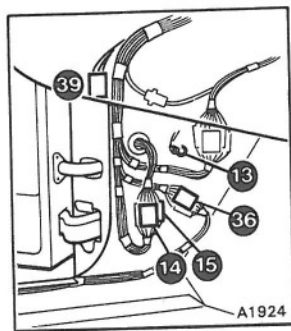

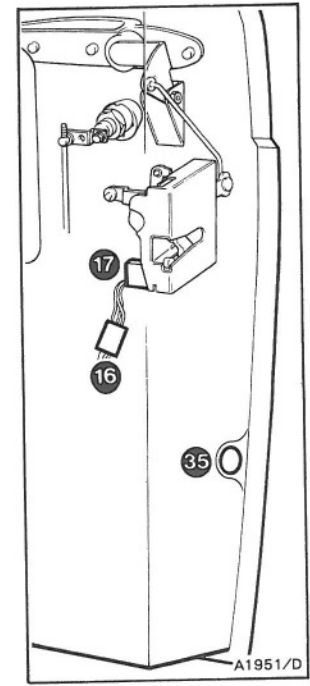
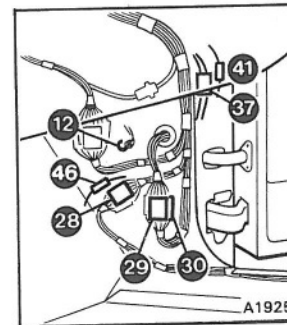
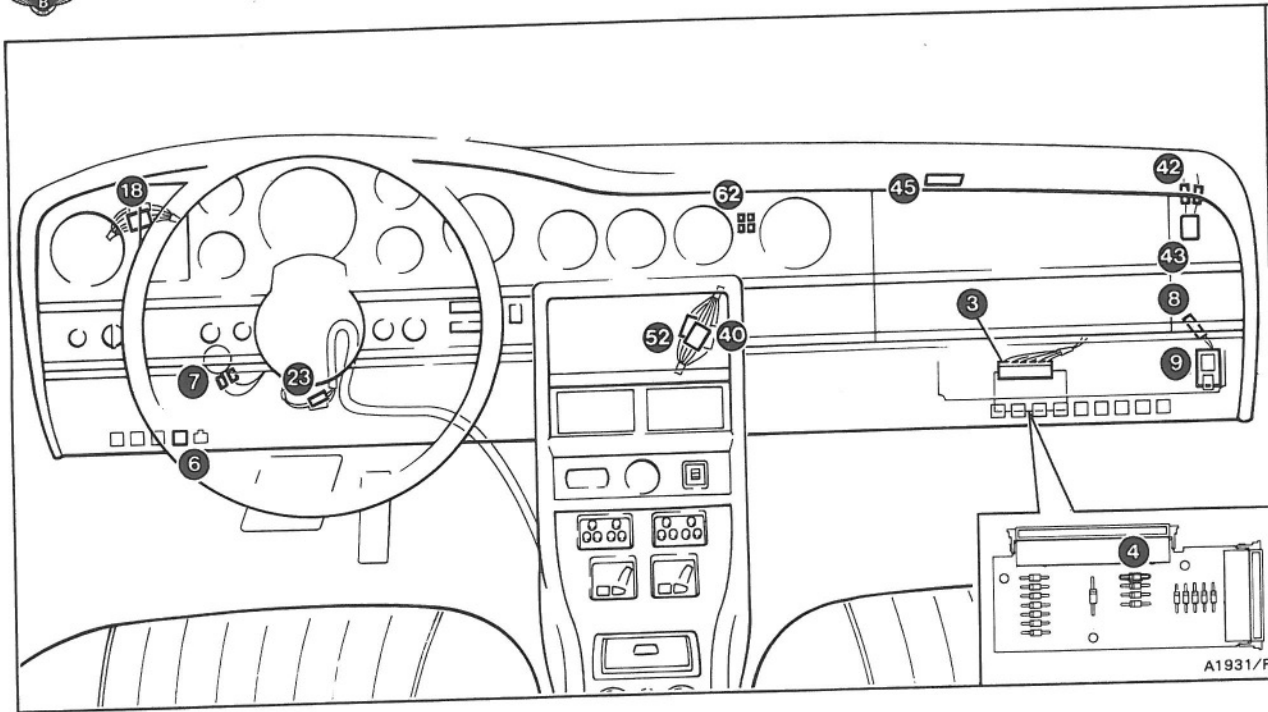


- 52 Instrument panel earth point
- 53 Splice P



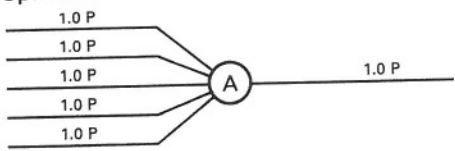
- 54 Left-hand rear interior lamps switch
- 55 Hood interlock switch
- 56 Right-hand rear interior lamps switch
- 57 Left-hand rear hood lamp diode
- 58 Left-hand rear hood lamp
- 59 Right-hand rear hood lamp
- 60 Right-hand rear hood lamp diode
- 61 Interior lamps diode
- 62 Luggage compartment earth point — right-hand front
- 63 Right-hand body to hood lamp loom connections



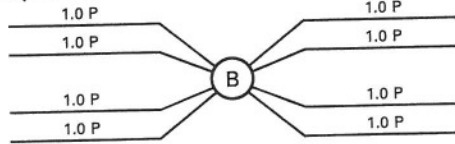


Key to 28-13

1 Splice A



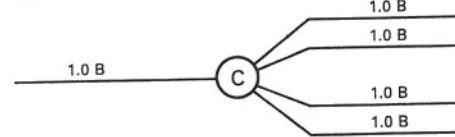
2 Splice B



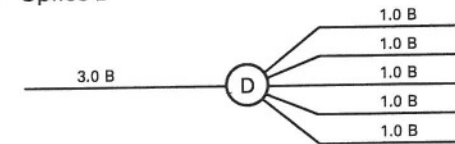
3 Diode board plug 18-way

4 Diode (diode board)

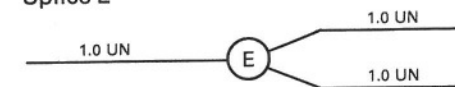
5 Splice C



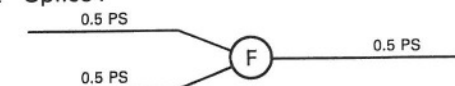
- 6 Driver's door open relay or relay base
- 7 Key warning buzzer connection (when fitted)
- 8 Interior lamps delay electronic control unit plug and socket
- 9 Interior lamps delay electronic control unit
- 10 Fuseboard F2, fuse A6, 20 Amp
- 11 Fuseboard F1, fuse B5, 10 Amp
- 12 Right-hand 'A' post earth point
- 13 Left-hand 'A' post earth point
- 14 Left-hand door plug and socket 7-way
- 15 Left-hand door plug and socket 12-way
- 16 Interior lamps switch (door) plug and socket
- 17 Interior lamps switch (door)
- 18 Switchbox plug and socket 18-way
- 19 Driver's courtesy lamp switch
- 20 Splice D



21 Splice E

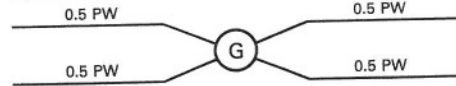


22 Splice F

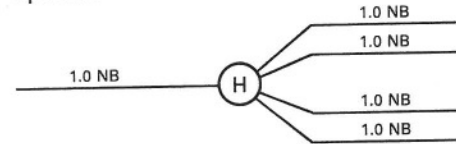


- 23 Gearchange actuator plug and socket 6-way
- 24 Gearchange actuator micro-switch

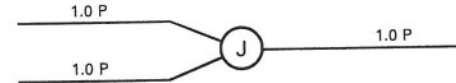
25 Splice G



26 Splice H



27 Splice J

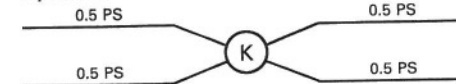


28 Right-hand 'A' post main to body loom plug and socket 12-way

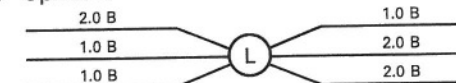
29 Right-hand door plug and socket 12-way

30 Right-hand door plug and socket 7-way

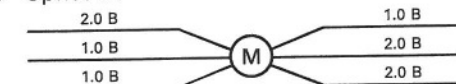
31 Splice K



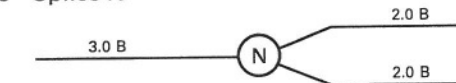
32 Splice L



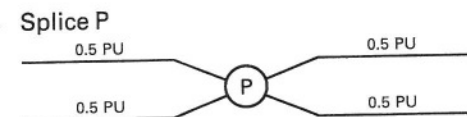
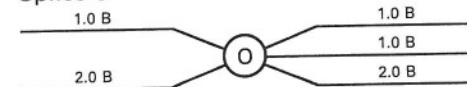
33 Splice M

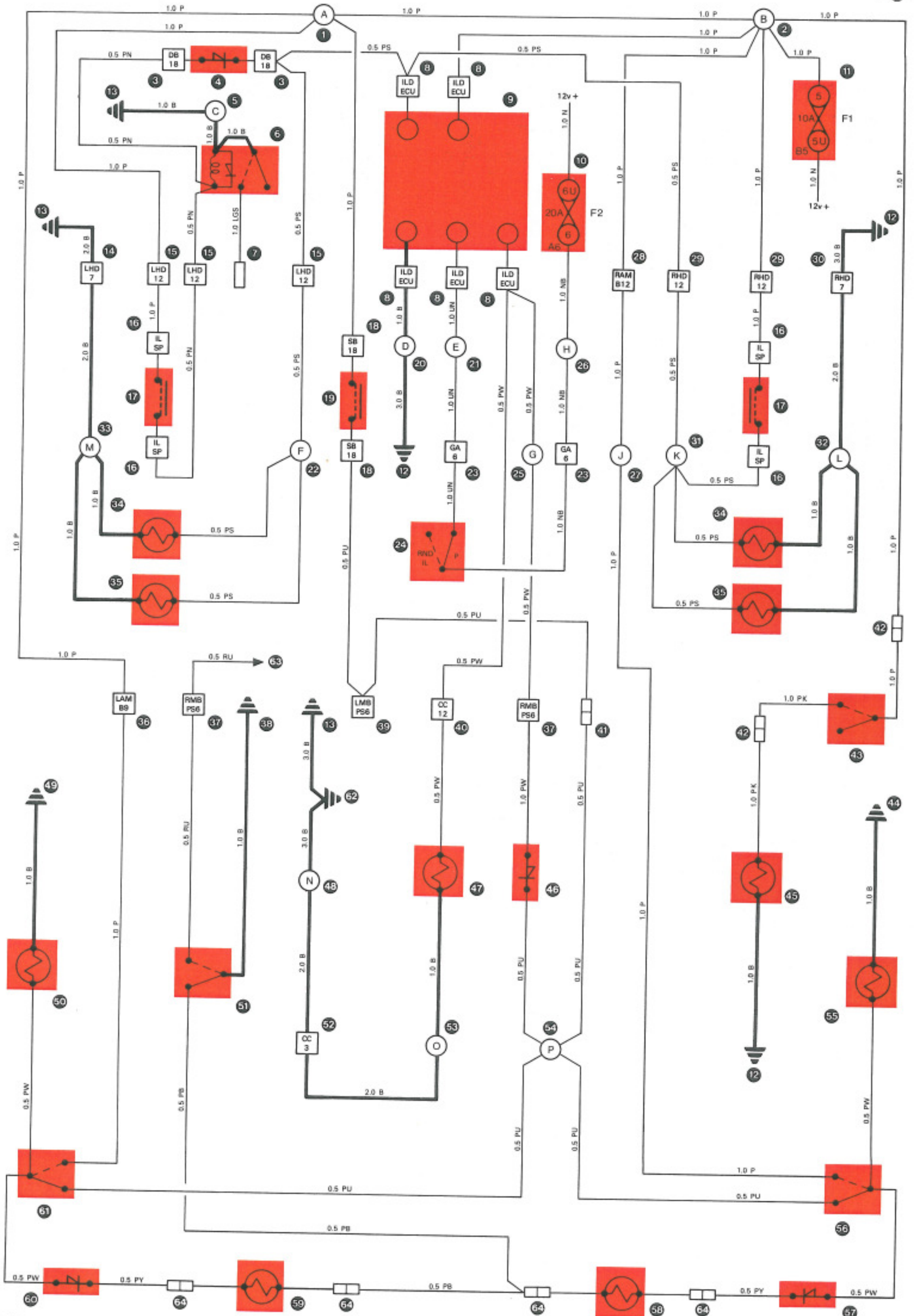


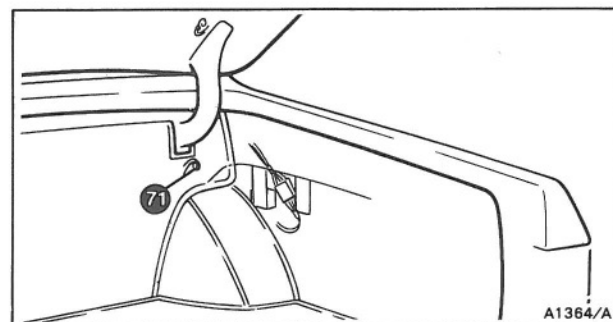
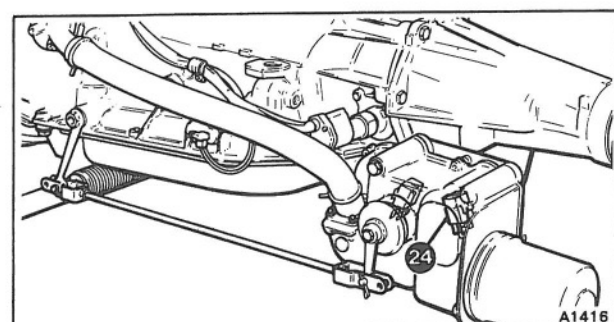
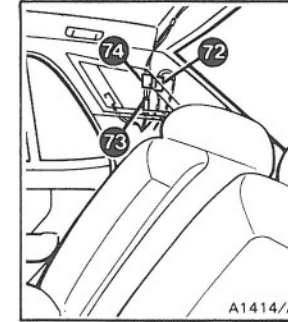
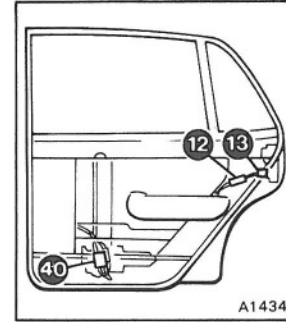
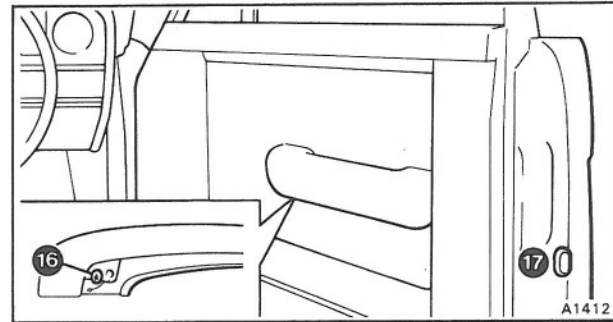
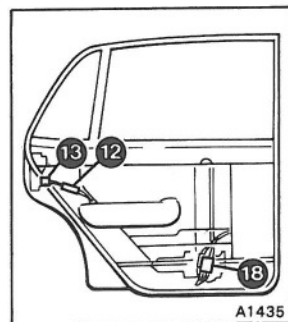
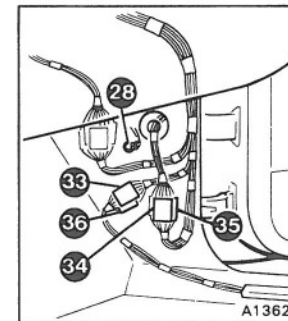
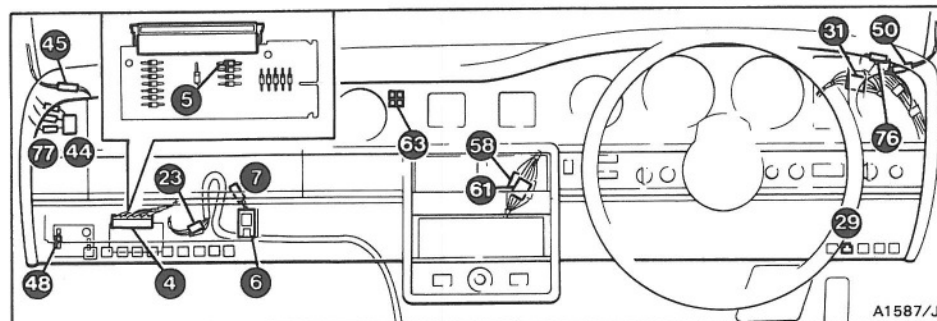
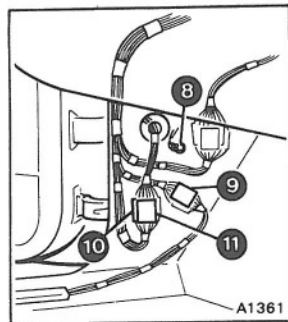
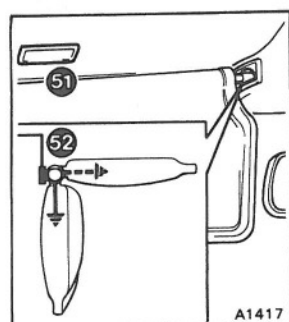
- 34 Door step/footwell lamp
- 35 Door edge lamp
- 36 Left-hand 'A' post main to body loom plug and socket 9-way
- 37 Right-hand main to body loom plug and socket 6-way
- 38 Luggage compartment earth point — right-hand front
- 39 Left-hand main to body loom plug and socket 6-way
- 40 Centre console plug and socket 12-way
- 41 Right-hand main to body loom connection
- 42 Reading lamp switch to main loom connection
- 43 Reading lamp switch
- 44 Right-hand 'BC' post earth point
- 45 Reading lamp
- 46 Interior lamps diode
- 47 Seat belt warning lamp (Cars other than those conforming to a North American specification)
- 48 Splice N



- 49 Left-hand 'BC' post earth point
- 50 Left-hand rear footwell lamp
- 51 Hood interlock switch
- 52 Centre console plug and socket 3-way
- 53 Splice O
- 54 Splice P
- 55 Right-hand rear footwell lamp
- 56 Right-hand rear interior lamps switch
- 57 Right-hand rear hood lamp diode
- 58 Right-hand rear hood lamp
- 59 Left-hand rear hood lamp
- 60 Left-hand rear hood lamp diode
- 61 Left-hand rear interior lamps switch
- 62 Instrument panel earth point
- 63 To air conditioning system upper air sensor when hood is down
- 64 Right-hand body to hood lamp loom connections

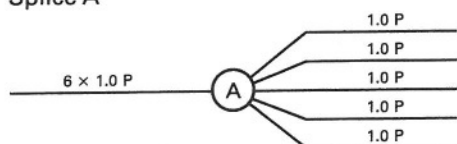




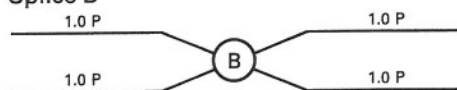


Key to 28-15

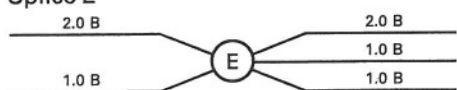
- 1 Fuseboard F1, fuse B5, 10 Amp
- 2 Splice A



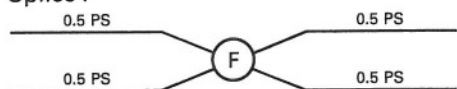
3 Splice B



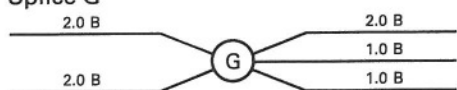
- 4 Diode board plug 18-way
- 5 Diode (diode board)
- 6 Interior lamps delay electronic control unit
- 7 Interior lamps delay electronic control unit plug and socket
- 8 Left-hand 'A' post earth point
- 9 Left-hand 'A' post main to body loom plug and socket 9-way
- 10 Left-hand front door plug and socket 7-way
- 11 Left-hand front door plug and socket 12-way
- 12 Interior lamps switch (door) plug and socket
- 13 Interior lamps switch (door)
- 14 Splice E



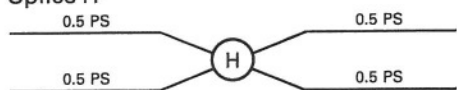
15 Splice F



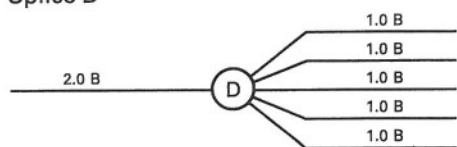
- 16 Door step lamp
- 17 Door edge lamp
- 18 Left-hand rear door plug and socket 9-way
- 19 Splice G



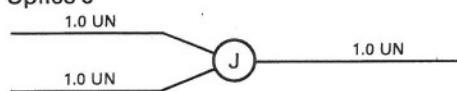
20 Splice H



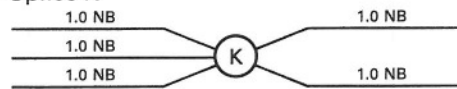
21 Splice D



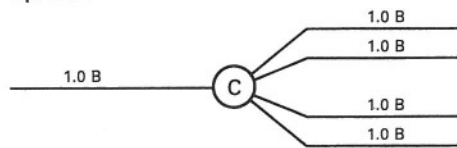
22 Splice J



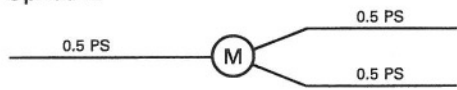
- 23 Gearchange actuator plug and socket 6-way
- 24 Gearchange actuator micro-switch
- 25 Splice K



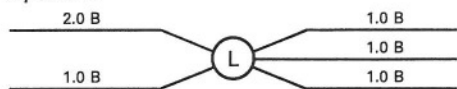
- 26 Fuseboard F2, fuse A6, 20 Amp
- 27 Splice C



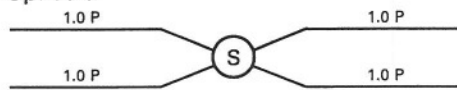
- 28 Right-hand 'A' post earth point
- 29 Driver's door open relay base
- 30 Key warning buzzer connection (when fitted)
- 31 Switchbox plug and socket 18-way
- 32 Driver's reading/interior lamps switch
- 33 Right-hand 'A' post main to body loom plug and socket 12-way
- 34 Right-hand front door plug and socket 12-way
- 35 Right-hand front door plug and socket 7-way
- 36 Right-hand 'A' post main to body loom plug and socket 5-way
- 37 Splice M



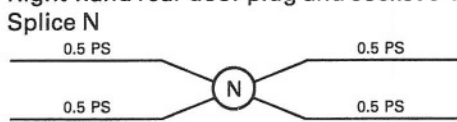
38 Splice L



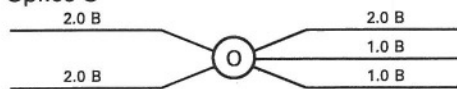
39 Splice S



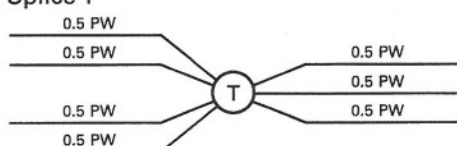
- 40 Right-hand rear door plug and socket 9-way
- 41 Splice N



42 Splice O

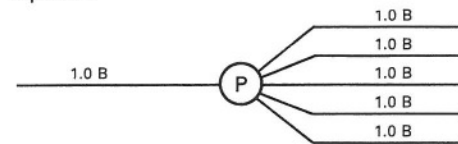


43 Splice T

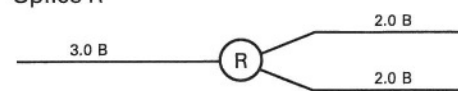


- 44 Map/Vanity illumination switch

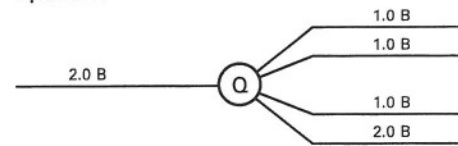
- 45 Left-hand main to cantrail loom plug and socket 6-way
- 46 Splice P



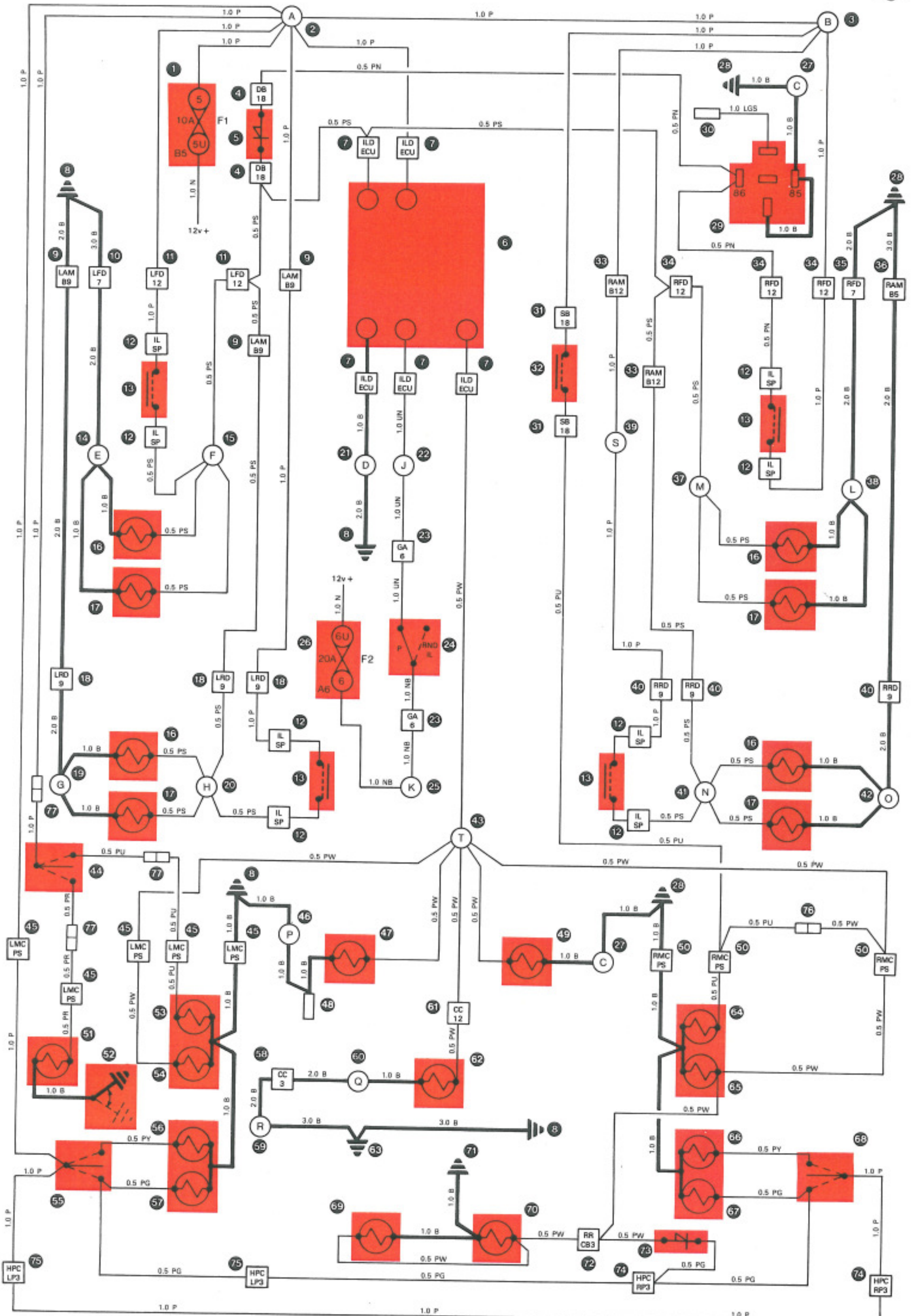
- 47 Left-hand front footwell lamp
- 48 Panel lamps dimming unit connection
- 49 Right-hand front footwell lamp
- 50 Right-hand main to cantrail loom plug and socket 6-way
- 51 Vanity mirror lamp (when fitted)
- 52 Passenger's sun visor earth switch (when fitted)
- 53 Left-hand front reading lamp
- 54 Left-hand front courtesy lamp
- 55 Left-hand rear companion switch
- 56 Left-hand rear reading lamp
- 57 Left-hand rear courtesy lamp
- 58 Centre console plug and socket 3-way
- 59 Splice R

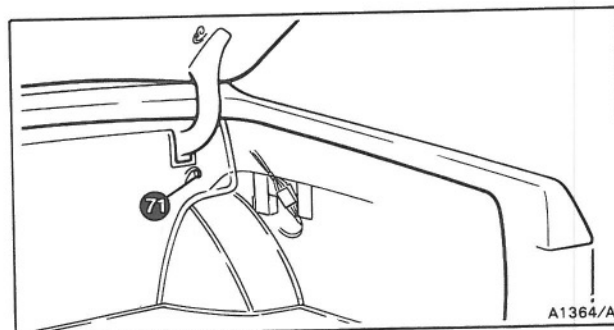
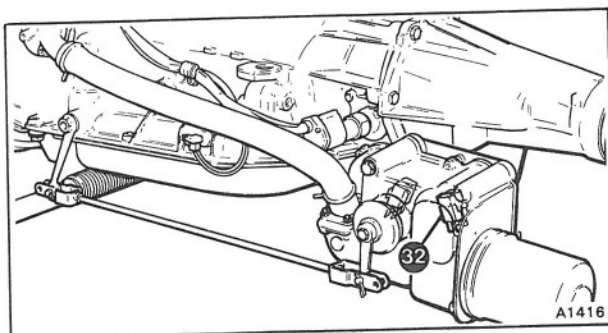
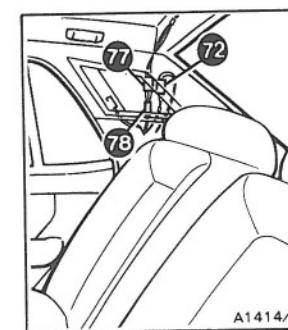
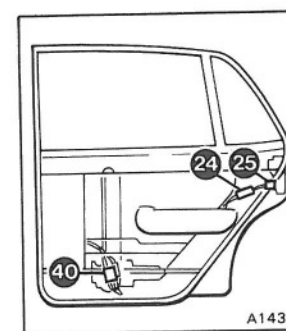
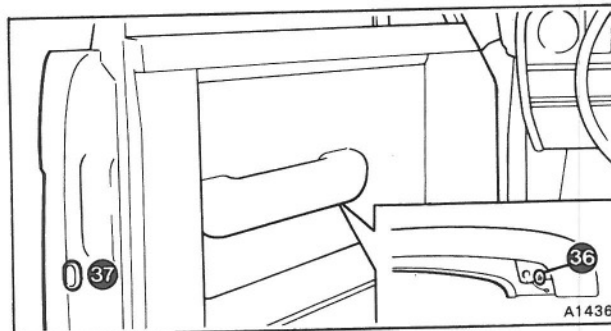
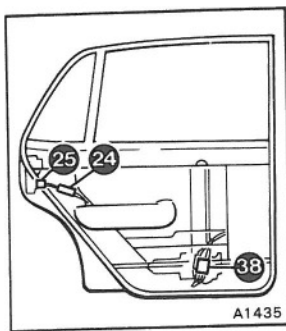
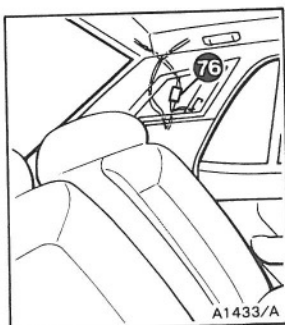
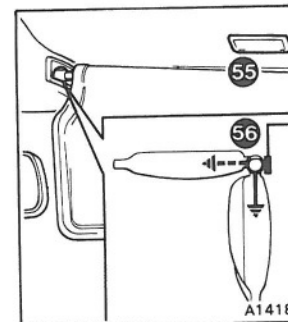
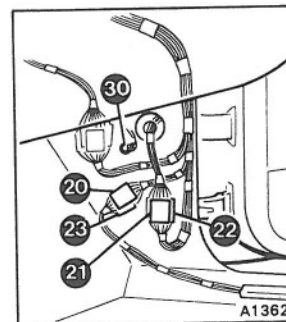
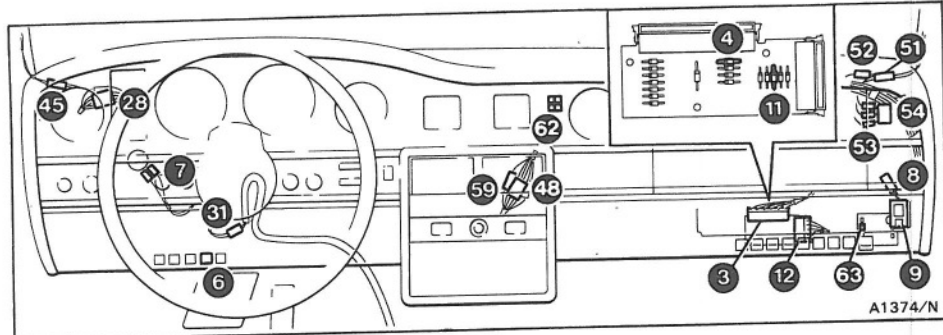
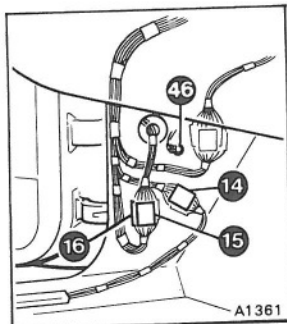


60 Splice Q



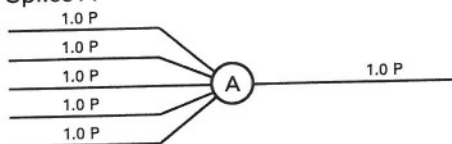
- 61 Centre console plug and socket 12-way
- 62 Seat belt warning lamp
- 63 Instrument panel earth point
- 64 Driver's reading lamp
- 65 Right-hand front courtesy lamp
- 66 Right-hand rear reading lamp
- 67 Right-hand rear courtesy lamp
- 68 Right-hand rear companion switch
- 69 Left-hand rear footwell lamp
- 70 Right-hand rear footwell lamp
- 71 Luggage compartment earth point - right-hand
- 72 Right-hand rear cantrail to body loom plug and socket 3-way
- 73 Interior lamps diode
- 74 Right-hand header panel to cantrail loom plug and socket 3-way
- 75 Left-hand header panel to cantrail loom plug and socket 3-way
- 76 Interior lamps link cable connection
- 77 Map/Vanity illumination switch to main loom connection



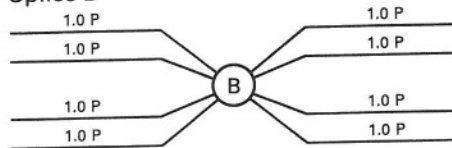


Key to 28-17

1 Splice A



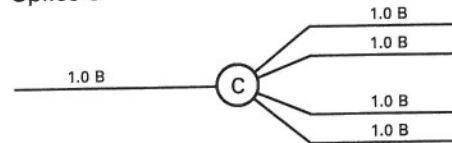
2 Splice B



3 Diode board plug 18-way

4 Diode (diode board)

5 Splice C



6 Driver's door open relay or relay base

7 Key warning buzzer connection (when fitted)

8 Interior lamps delay electronic control unit plug and socket

9 Interior lamps delay electronic control unit

10 Fuseboard F2, fuse A6, 20 Amp

11 Diode (diode board)

12 Diode board plug 10-way

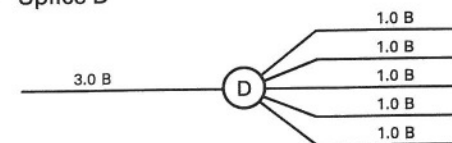
13 Fuseboard F1, fuse B5, 10 Amp

14 Left-hand 'A' post main to body loom plug and socket 9-way

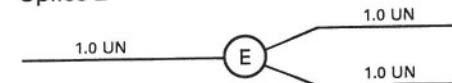
15 Left-hand front door plug and socket 7-way

16 Left-hand front door plug and socket 12-way

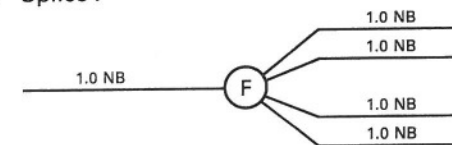
17 Splice D



18 Splice E



19 Splice F



20 Right-hand 'A' post main to body loom plug and socket 12-way

21 Right-hand front door plug and socket 12-way

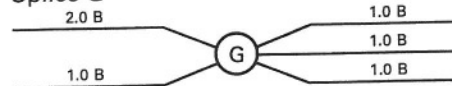
22 Right-hand front door plug and socket 7-way

23 Right-hand 'A' post main to body loom plug and socket 5-way

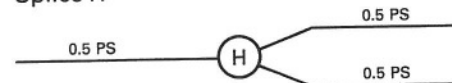
24 Interior lamps switch (door) plug and socket

25 Interior lamps switch (door)

26 Splice G



27 Splice H



28 Switchbox plug and socket 18-way

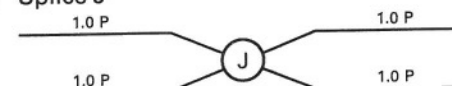
29 Driver's reading/interior lamps switch

30 Right-hand 'A' post earth point

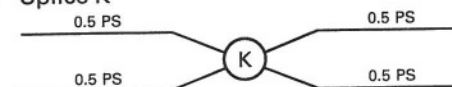
31 Gearchange actuator plug and socket 6-way

32 Gearchange actuator micro-switch

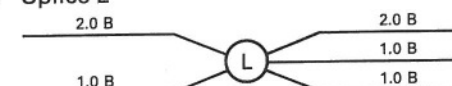
33 Splice J



34 Splice K



35 Splice L

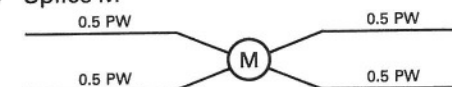


36 Door step lamp

37 Door edge lamp

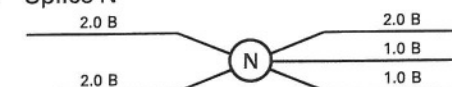
38 Left-hand rear door plug and socket 9-way

39 Splice M

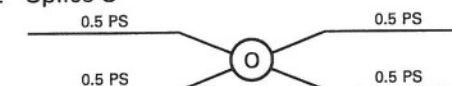


40 Right-hand rear door plug and socket 9-way

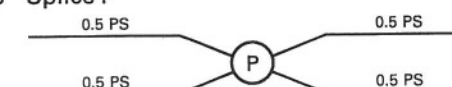
41 Splice N



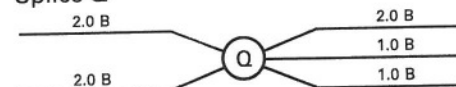
42 Splice O



43 Splice P



44 Splice Q



45 Left-hand main to cantrail loom plug and socket 6-way

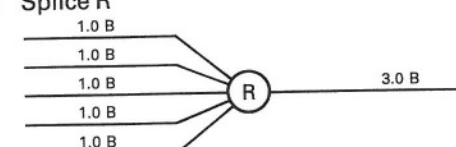
46 Left-hand 'A' post earth point

47 Left-hand front footwell lamp

48 Centre console plug and socket 12-way

49 Right-hand front footwell lamp

50 Splice R



51 Right-hand main to cantrail loom plug and socket 6-way

52 Interior lamps link cable connection

53 Map/Vanity illumination switch to main loom connection

54 Map/Vanity illumination switch

55 Vanity mirror lamp (when fitted)

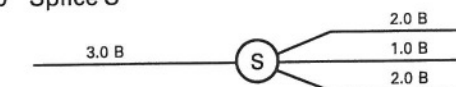
56 Passenger's sun visor earth switch (when fitted)

57 Driver's reading lamp

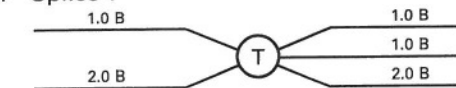
58 Left-hand front courtesy lamp

59 Centre console plug and socket 3-way

60 Splice S



61 Splice T



62 Instrument panel earth point

63 Panel lamps dimming unit connection

64 Right-hand front reading lamp

65 Right-hand front courtesy lamp

66 Left-hand rear companion switch

67 Left-hand rear reading lamp

68 Left-hand rear courtesy lamp

69 Left-hand rear footwell lamp

70 Right-hand rear footwell lamp

71 Luggage compartment earth point - right-hand

72 Right-hand rear cantrail to body loom plug and socket 3-way

73 Right-hand rear reading lamp

74 Right-hand rear courtesy lamp

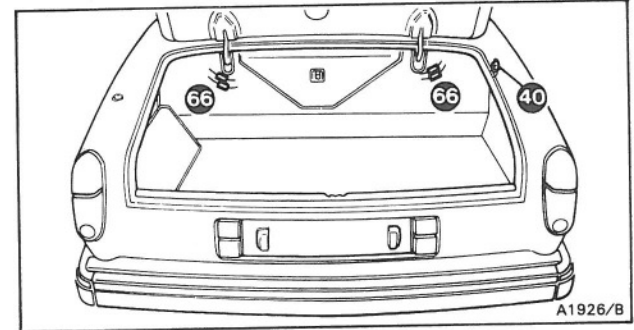
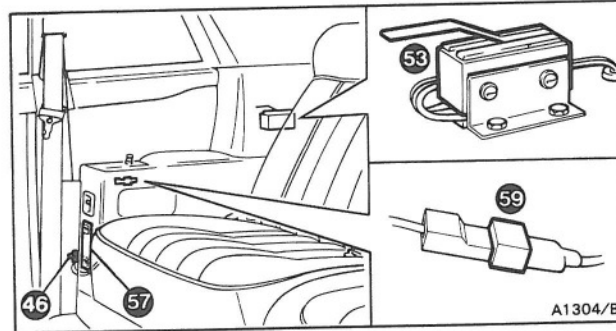
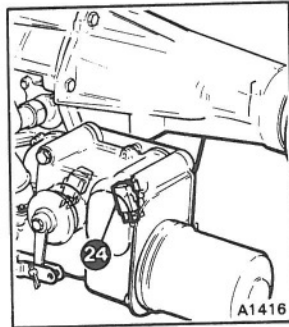
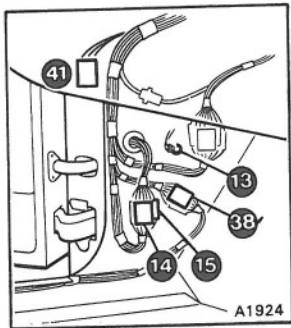

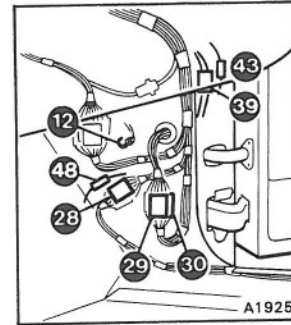
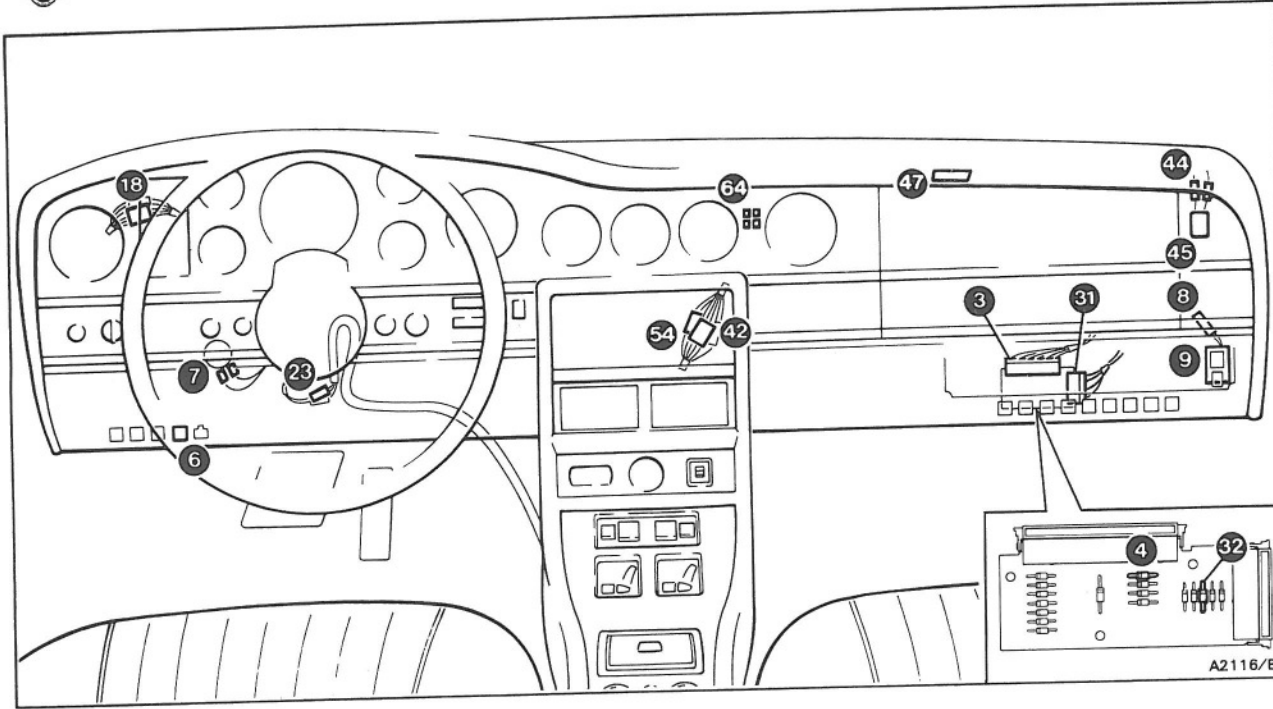
75 Right-hand rear companion switch

76 Left-hand header panel to cantrail loom plug and socket 3-way

77 Right-hand header panel to cantrail loom plug and socket 3-way

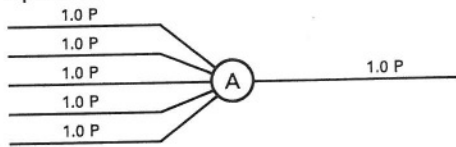
78 Interior lamps diode

79 Seat belt warning lamp (Cars other than those conforming to a North American specification).

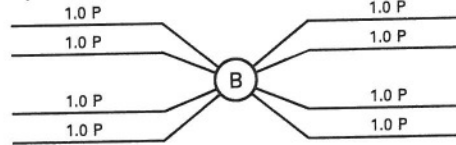


Key to 28-19

1 Splice A



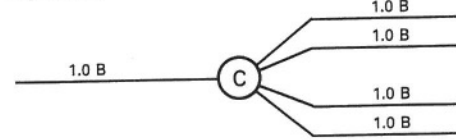
2 Splice B



3 Diode board plug 18-way

4 Diode (diode board)

5 Splice C



6 Driver's door open relay or relay base

7 Key warning buzzer connection (when fitted)

8 Interior lamps delay electronic control unit plug and socket

9 Interior lamps delay electronic control unit

10 Fuseboard F2, fuse A6, 20 Amp

11 Fuseboard F1, fuse B5, 10 Amp

12 Right-hand 'A' post earth point

13 Left-hand 'A' post earth point

14 Left-hand door plug and socket 7-way

15 Left-hand door plug and socket 12-way

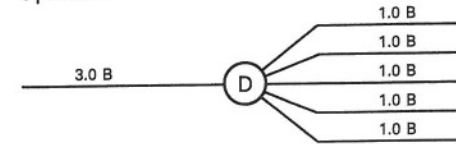
16 Interior lamps switch (door) plug and socket

17 Interior lamps switch (door)

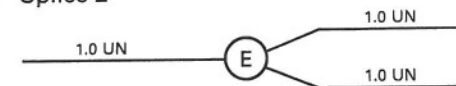
18 Switchbox plug and socket 18-way

19 Driver's courtesy lamp switch

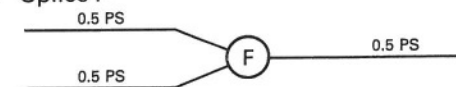
20 Splice D



21 Splice E



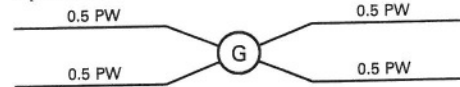
22 Splice F



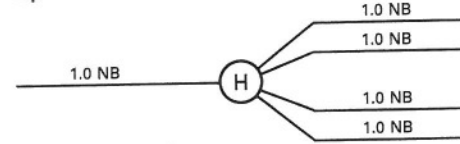
23 Gearchange actuator plug and socket 6-way

24 Gearchange actuator micro-switch

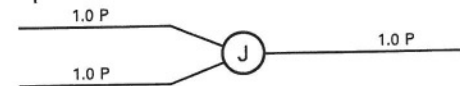
25 Splice G



26 Splice H



27 Splice J



28 Right-hand 'A' post main to body loom plug and socket 12-way

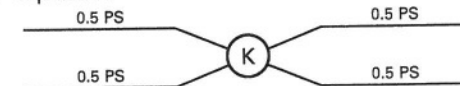
29 Right-hand door plug and socket 12-way

30 Right-hand door plug and socket 7-way

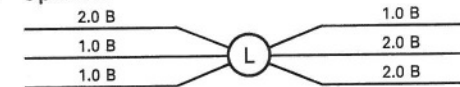
31 Diode board plug 10-way

32 Diode (diode board)

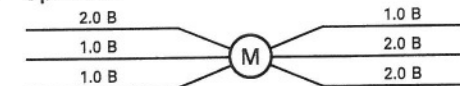
33 Splice K



34 Splice L



35 Splice M



36 Door step/footwell lamp

37 Door edge lamp

38 Left-hand 'A' post main to body loom plug and socket 9-way

39 Right-hand main to body loom plug and socket 6-way

40 Luggage compartment earth point — right-hand front

41 Left-hand main to body loom plug and socket 6-way

42 Centre console plug and socket 12-way

43 Right-hand main to body loom connection

44 Reading lamp switch to main loom connection

45 Reading lamp switch

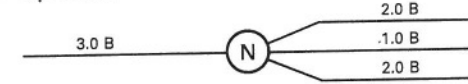
46 Right-hand 'BC' post earth point

47 Reading lamp

48 Interior lamps diode

49 Seat belt warning lamp (Cars other than those conforming to a North American specification)

50 Splice N



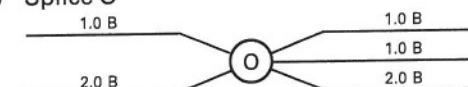
51 Left-hand 'BC' post earth point

52 Left-hand rear footwell lamp

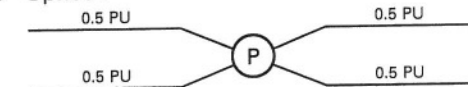
53 Hood interlock switch

54 Centre console plug and socket 3-way

55 Splice O



56 Splice P



57 Right-hand rear footwell lamp

58 Right-hand rear interior lamps switch

59 Right-hand rear hood lamp diode

60 Right-hand rear hood lamp

61 Left-hand rear hood lamp

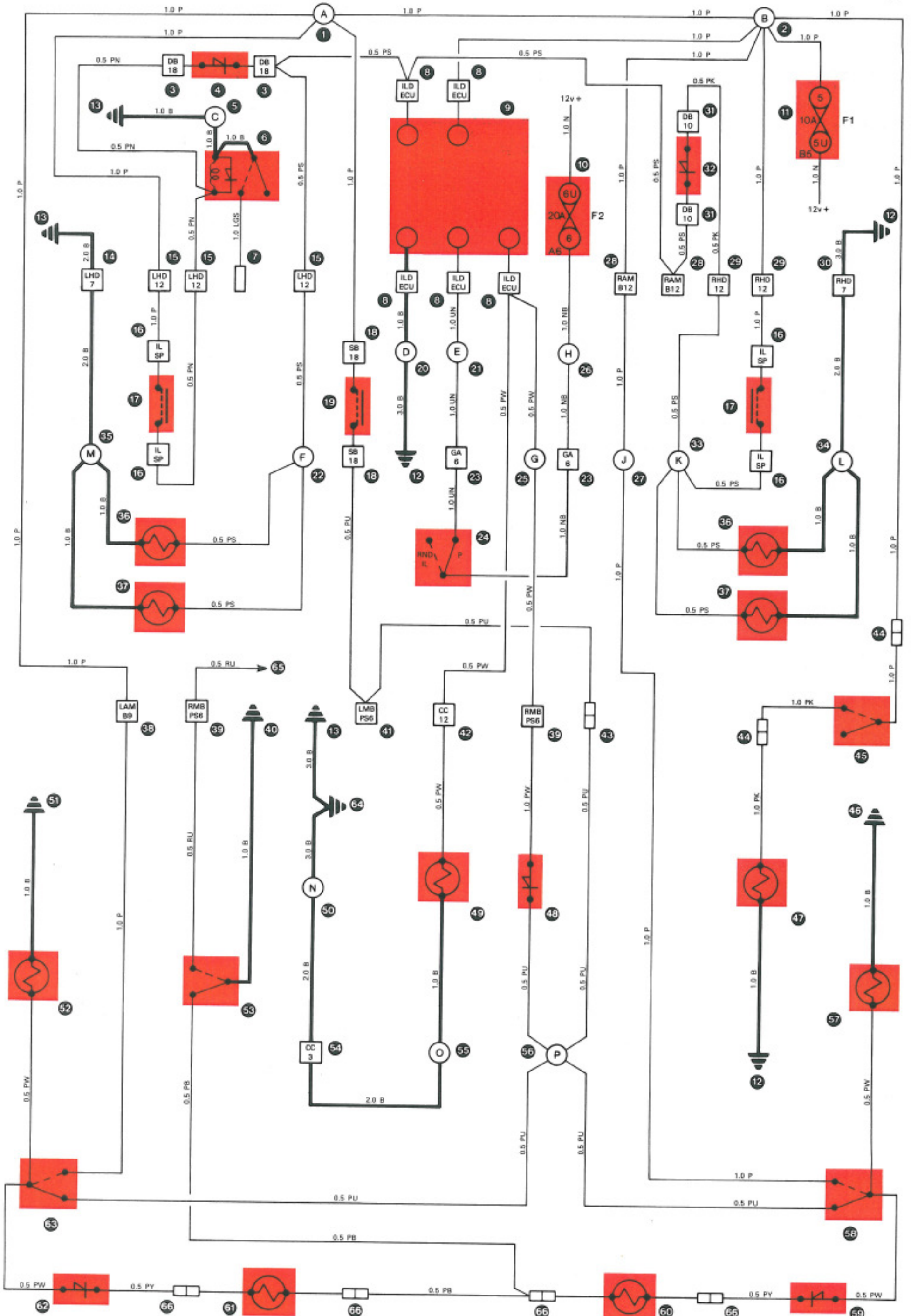
62 Left-hand rear hood lamp diode

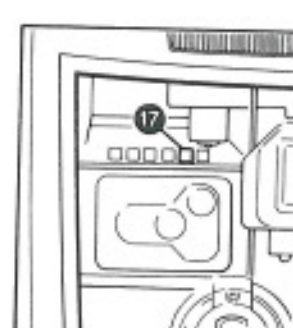
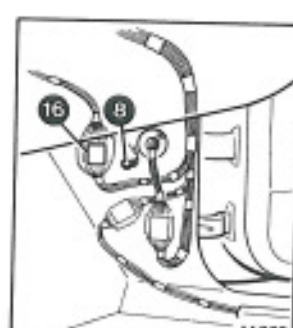
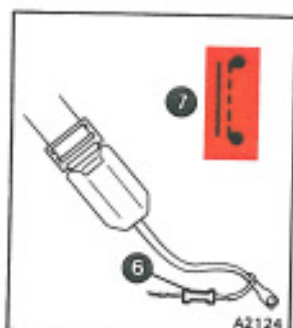
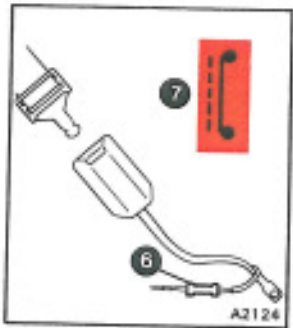
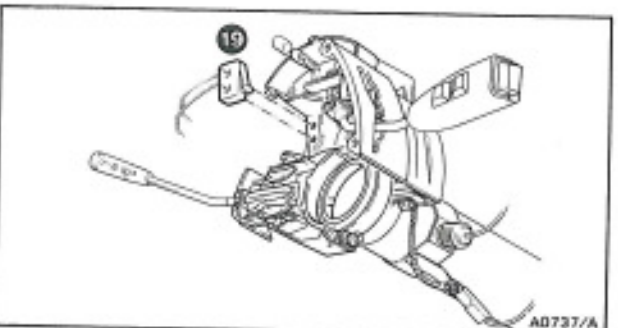
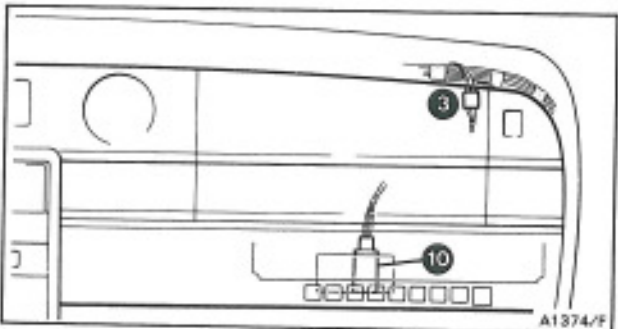
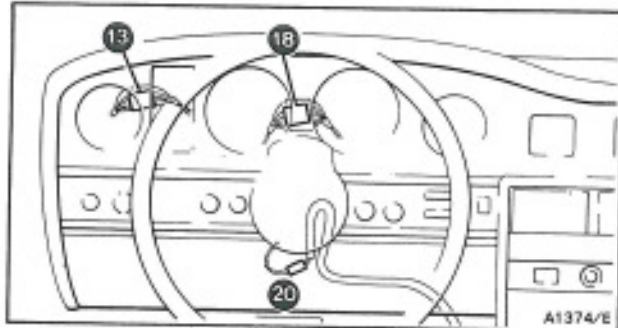
63 Left-hand rear interior lamps switch

64 Instrument panel earth point

65 To air conditioning system upper air sensor when hood is down

66 Right-hand body to hood lamp loom connections

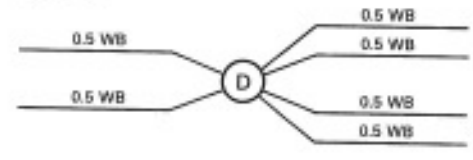




Key to 28-20

- 1 Fuseboard F1, fuse B4, 10 Amp
- 2 Splice A
- 3 'Other than Europe' plug and socket
- 4 Splice B
- 5 Seat belt warning lamp
- 6 Seat belt stalk switch plug and socket
- 7 Seat belt stalk switch
- 8 Right-hand 'A' post earth point
- 9 Splice C
- 10 Seat belt warning electronic control unit
- 11 Fuseboard F1, fuse B3, 10 Amp
- 12 Splice E
- 13 Switchbox plug and socket 18-way
- 14 Starter switch

15 Splice D



- 16 Right-hand main to valance loom plug and socket 12-way
- 17 Starter inhibit relay
- 18 Steering column plug and socket 12-way
- 19 Neutral start switch (column)
- 20 Gearchange actuator plug and socket 4-way
- 21 Neutral start switch (gearchange actuator)

