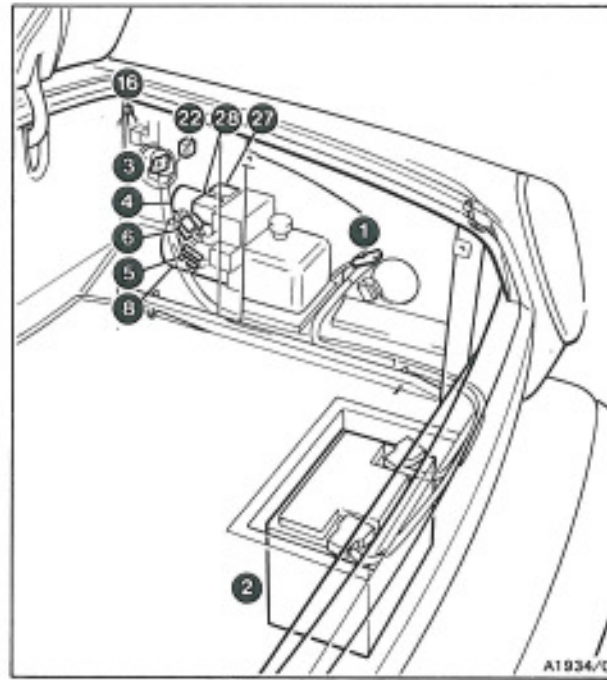
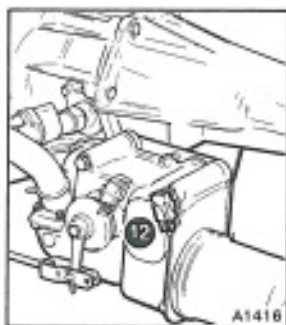
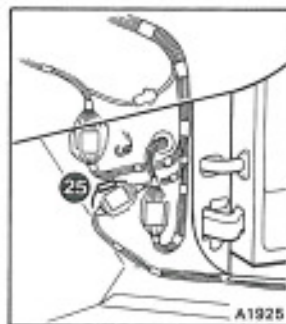
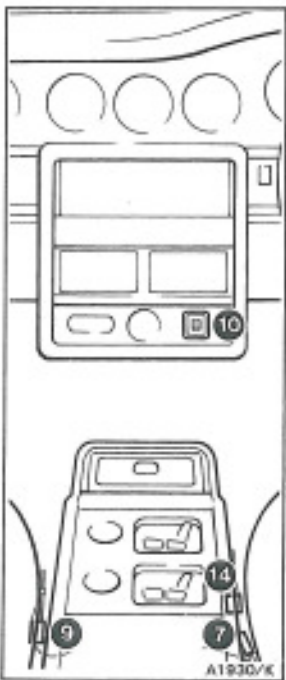
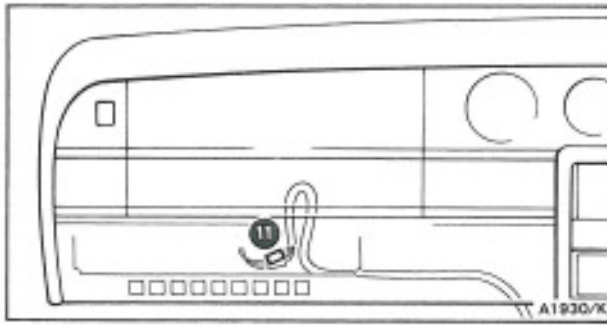
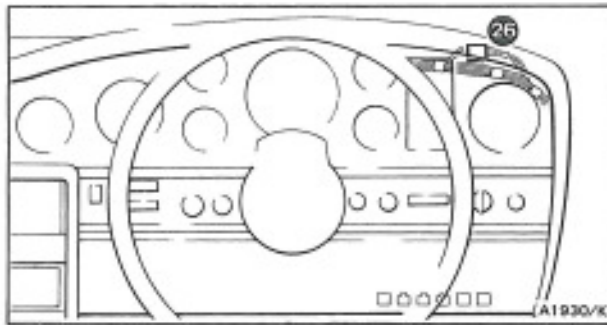




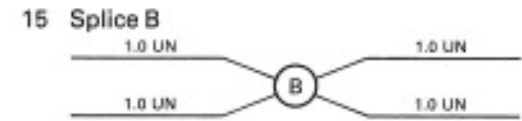
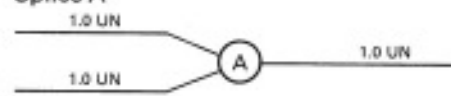
Power operated hood

Contents	Specific application	Pages							
		Rolls-Royce		Corniche / Corniche II	Bentley			Continental	
		Silver Spirit	Silver Spur			Eight	Mulsanne		Mulsanne S
Power operated hood									
Component location	<i>Cars other than those</i>	—	—	29-2	—	—	—	—	29-2
Wiring diagram	<i>conforming to a North American specification</i>	—	—	29-2	—	—	—	—	29-2
Component location	<i>Cars conforming to a North</i>	—	—	29-3	—	—	—	—	29-3
Wiring diagram	<i>American specification</i>	—	—	29-3	—	—	—	—	29-3



Key to 29-2

- 1 Battery earth point
- 2 Battery
- 3 Battery master switch (Cars other than those conforming to a West German specification)
- 4 Hood lift motor relay
- 5 Hood lift diodes (luggage compartment)
- 6 Luggage compartment loom connections
- 7 Centre stowage compartment plug and socket 2-way
- 8 Hood lift motor
- 9 Centre stowage compartment plug and socket 4-way
- 10 Hood lift control switch
- 11 Gearchange actuator plug and socket 6-way
- 12 Gearchange actuator park micro-switch
- 13 Splice A
- 14 Centre stowage compartment plug and socket 7-way

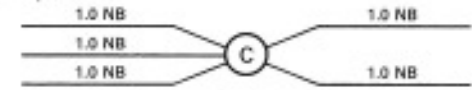


16 Luggage compartment earth point – right-hand front

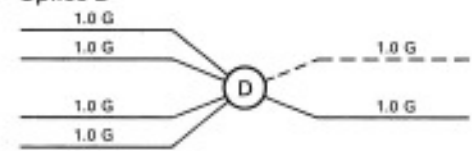
17 Fuseboard F2, fuse A6, 20 Amp

18 Fuseboard F1, fuse B4, 10 Amp

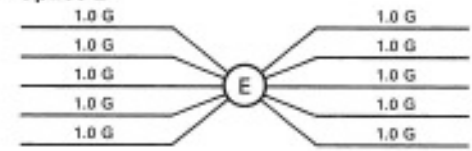
19 Splice C



20 Splice D

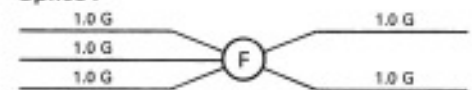


21 Splice E



22 Hood lift control relay

23 Splice F



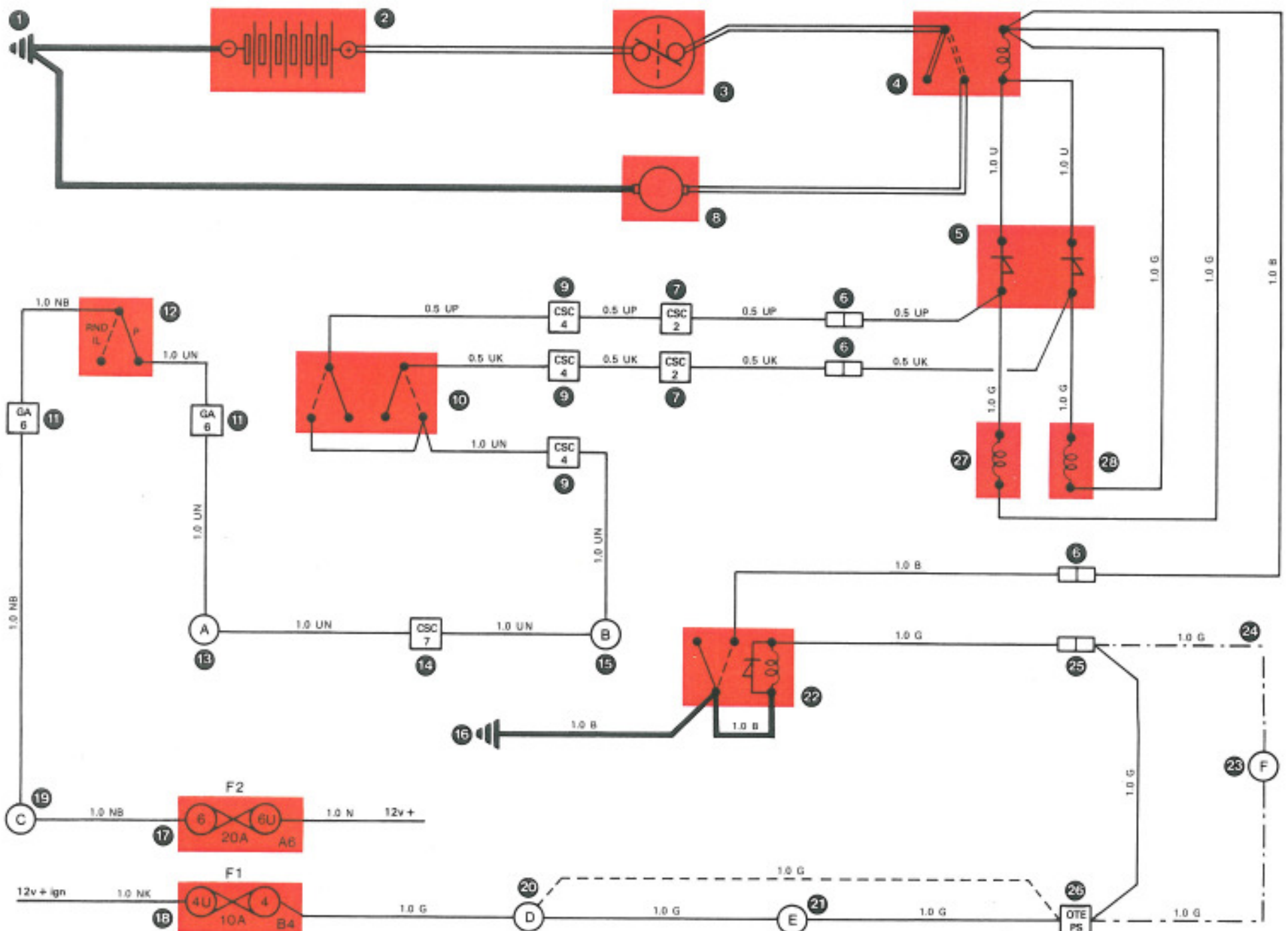
24 - - - - Alternative cable route on cars fitted with a closed loop instrument loom

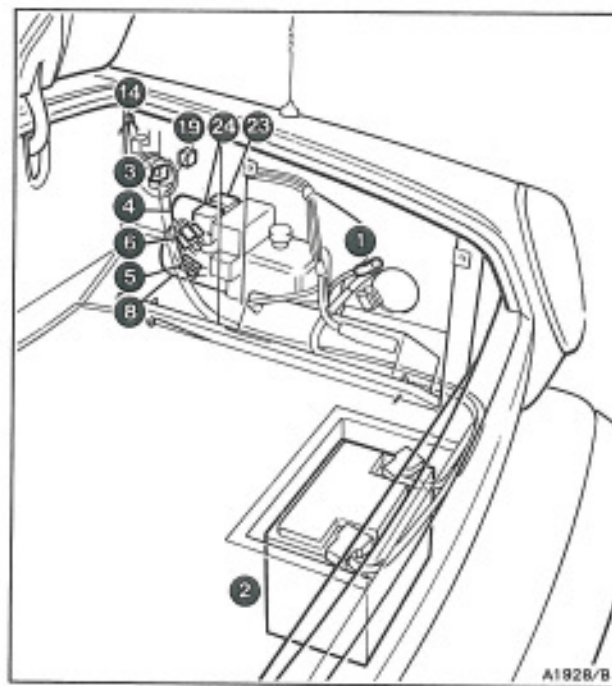
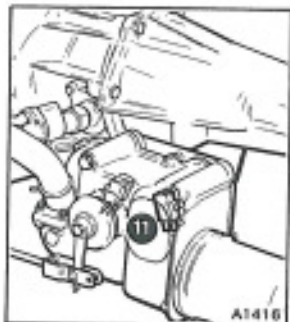
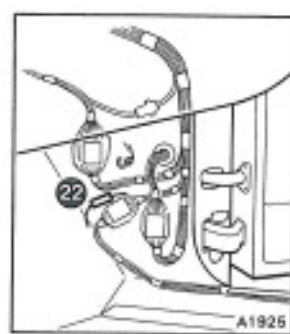
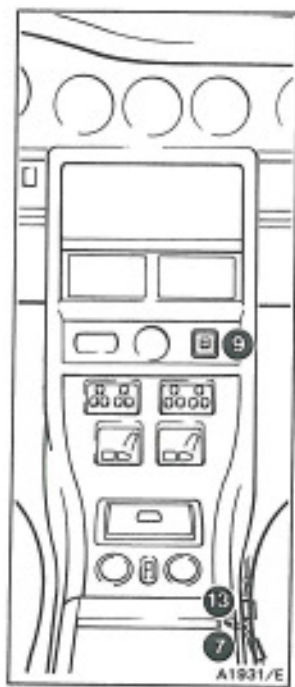
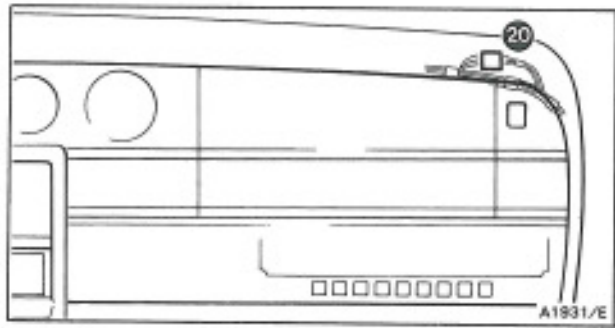
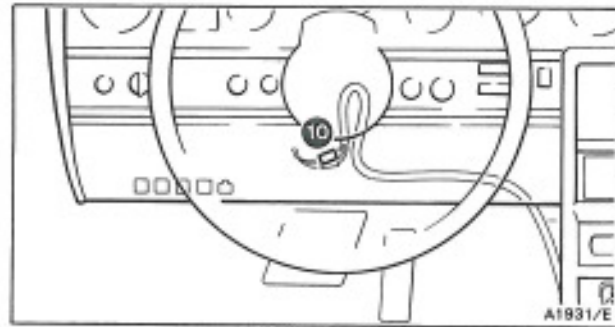
25 Right-hand 'A' post loom connection

26 'Other than Europe' plug and socket

27 Hood solenoid valve – to raise

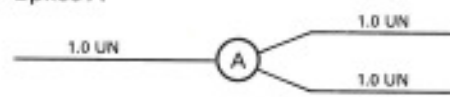
28 Hood solenoid valve – to lower





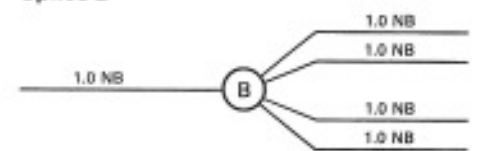
Key to 29-3

- 1 Battery earth point
- 2 Battery
- 3 Battery master switch
- 4 Hood lift motor relay
- 5 Hood lift diodes (luggage compartment)
- 6 Luggage compartment loom connections
- 7 Centre stowage compartment plug and socket 2-way
- 8 Hood lift motor
- 9 Hood lift control switch
- 10 Gearchange actuator plug and socket 6-way
- 11 Gearchange actuator park micro-switch
- 12 Splice A



- 13 Centre stowage compartment plug and socket 7-way
- 14 Luggage compartment earth point - right-hand front

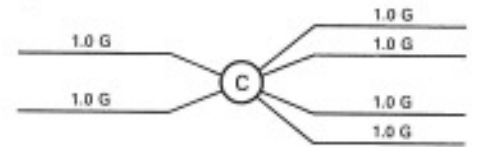
15 Splice B



16 Fuseboard F2, fuse A6, 20 Amp

17 Fuseboard F1, fuse B4, 10 Amp

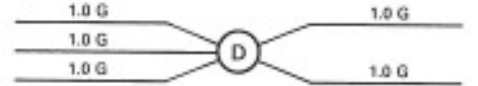
18 Splice C



19 Hood lift control relay

20 'Other than Europe' plug and socket

21 Splice D



22 Right-hand 'A' post loom connection

23 Hood solenoid valve - to raise

24 Hood solenoid valve - to lower

