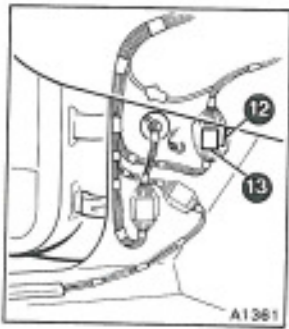
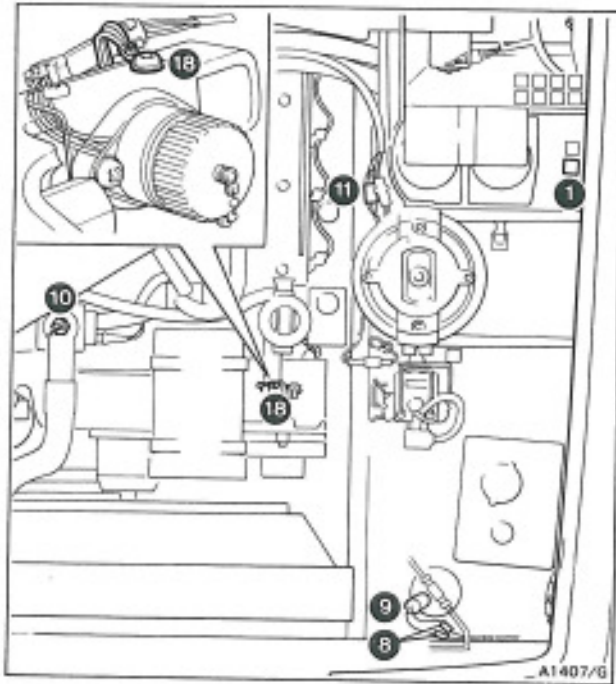
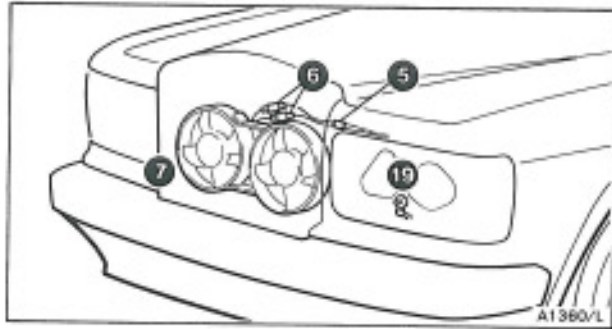




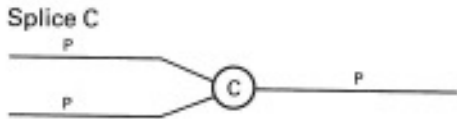
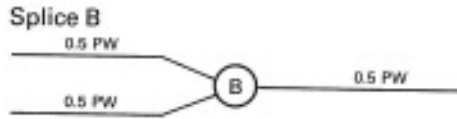
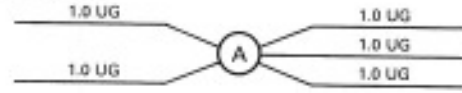
Auxiliary cooling fans

Contents	Specific application	Pages							
		Rolls-Royce		Corniche / Corniche II	Bentley	Mulsanne	Mulsanne S	Turbo R	Continental
Silver Spirit	Silver Spur	Eight							
Auxiliary cooling fans									
Component location		30-2	30-2	30-3	30-2	30-2	30-2	30-2	30-3
Wiring diagram		30-2	30-2	30-3	30-2	30-2	30-2	30-2	30-3

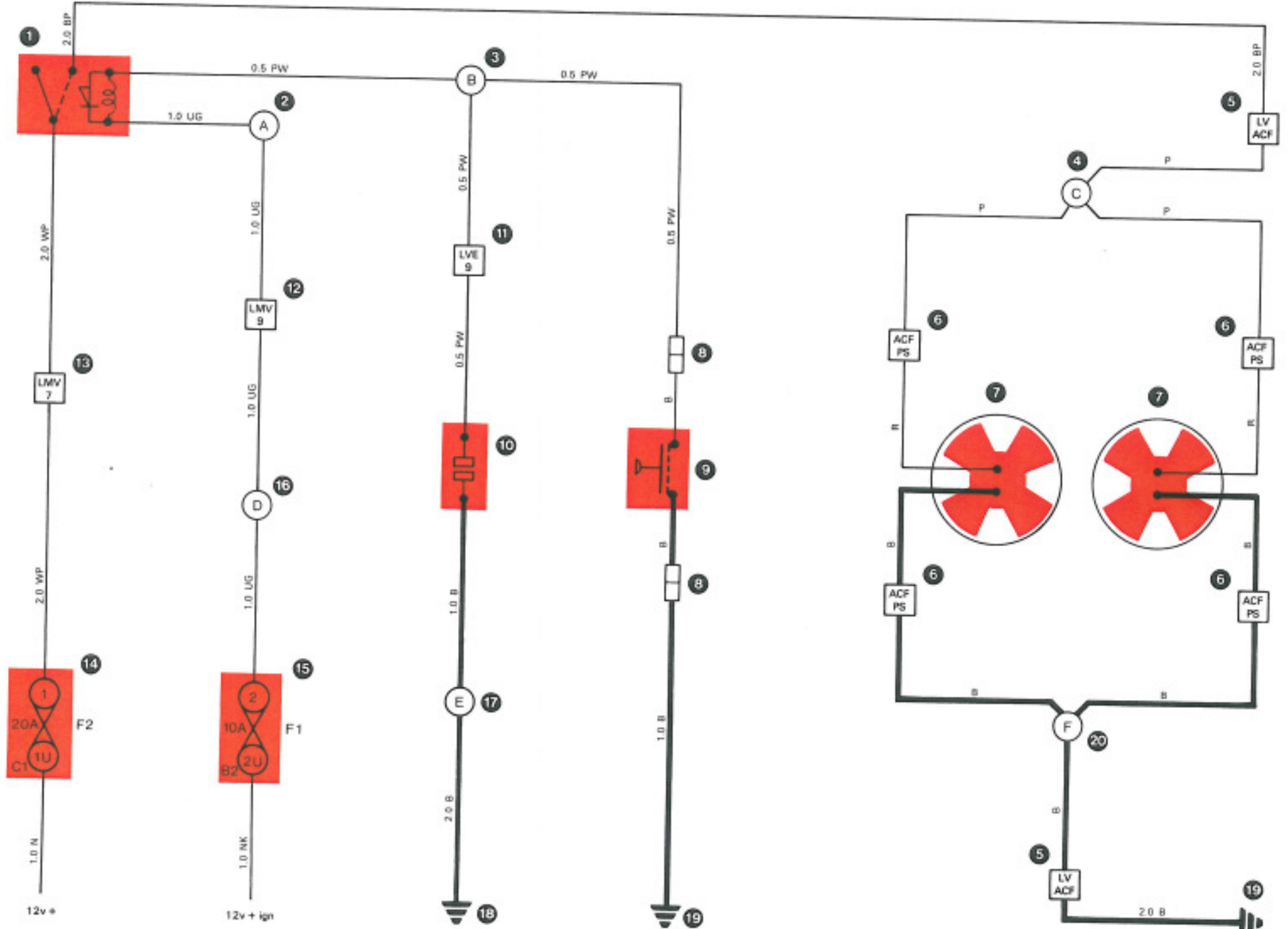
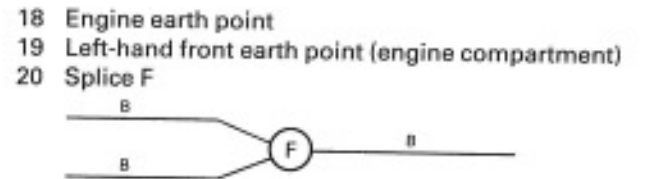
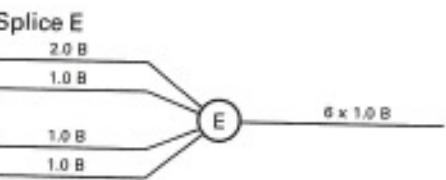
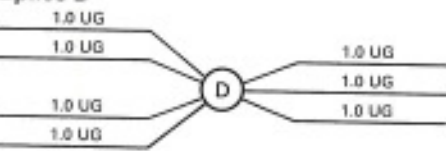


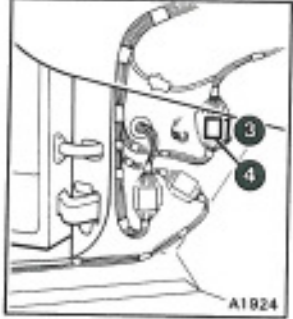
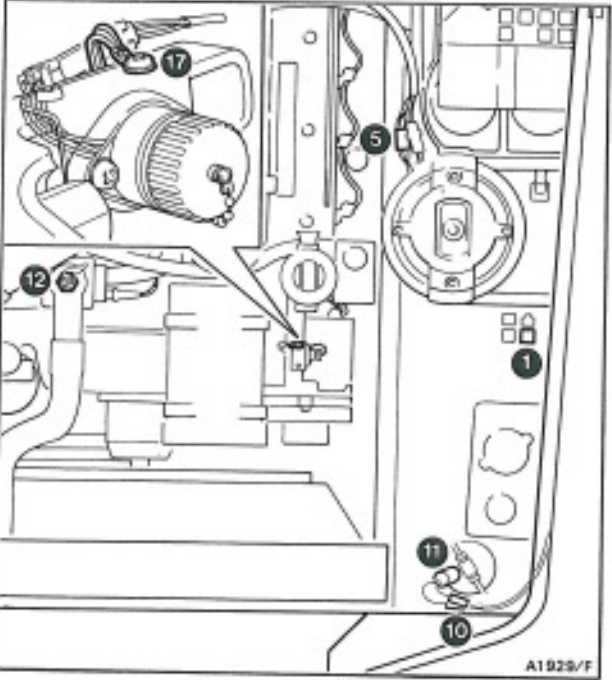
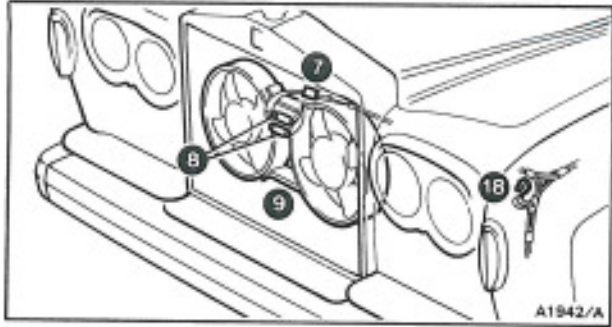
Key to 30-2

- 1 Auxiliary cooling fans relay
- 2 Splice A
- 3 Splice B
- 4 Splice C
- 5 Left-hand valance to auxiliary cooling fans loom plug and socket
- 6 Auxiliary cooling fan plug and socket
- 7 Auxiliary cooling fans
- 8 Refrigerant pressure switch connection
- 9 Refrigerant pressure switch
- 10 Auxiliary cooling fans temperature switch
- 11 Left-hand valance to engine loom plug and socket 9-way
- 12 Left-hand main to valance loom plug and socket 9-way
- 13 Left-hand main to valance loom plug and socket 7-way
- 14 Fuseboard F2, fuse C1, 20 Amp
- 15 Fuseboard F1, fuse B2, 10 Amp
- 16 Splice D
- 17 Splice E
- 18 Engine earth point
- 19 Left-hand front earth point (engine compartment)
- 20 Splice F



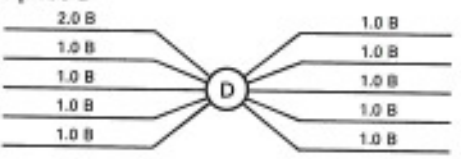
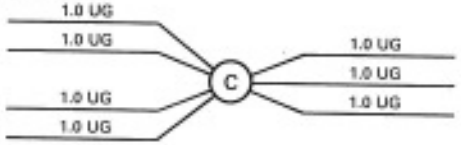
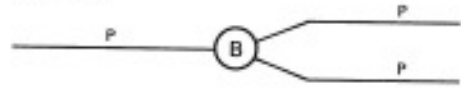
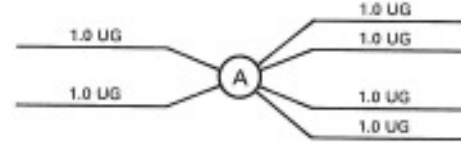
- 5 Left-hand valance to auxiliary cooling fans loom plug and socket
- 6 Auxiliary cooling fan plug and socket
- 7 Auxiliary cooling fans
- 8 Refrigerant pressure switch connection
- 9 Refrigerant pressure switch
- 10 Auxiliary cooling fans temperature switch
- 11 Left-hand valance to engine loom plug and socket 9-way
- 12 Left-hand main to valance loom plug and socket 9-way
- 13 Left-hand main to valance loom plug and socket 7-way
- 14 Fuseboard F2, fuse C1, 20 Amp
- 15 Fuseboard F1, fuse B2, 10 Amp
- 16 Splice D
- 17 Splice E





Key to 30-3

- 1 Auxiliary cooling fans relay
- 2 Splice A
- 3 Left-hand main to valance loom plug and socket 7-way
- 4 Left-hand main to valance loom plug and socket 9-way
- 5 Left-hand valance to engine loom plug and socket 9-way
- 6 Splice B
- 7 Left-hand valance to auxiliary cooling fans loom plug and socket
- 8 Auxiliary cooling fan plug and socket
- 9 Auxiliary cooling fans
- 10 Refrigerant pressure switch connection
- 11 Refrigerant pressure switch
- 12 Auxiliary cooling fans temperature switch
- 13 Splice C
- 14 Fuseboard F2, fuse C1, 20 Amp
- 15 Fuseboard F1, fuse B2, 10 Amp
- 16 Splice D
- 17 Engine earth point
- 18 Left-hand front earth point (engine compartment)



19 Splice E

