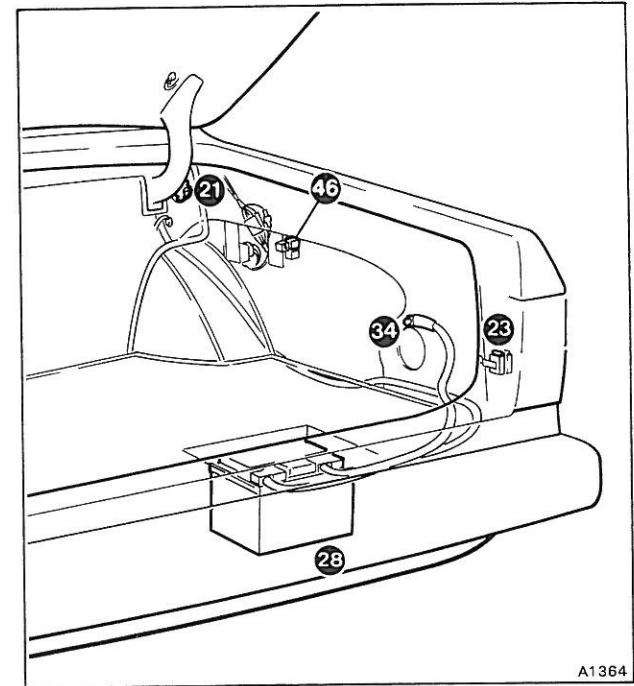
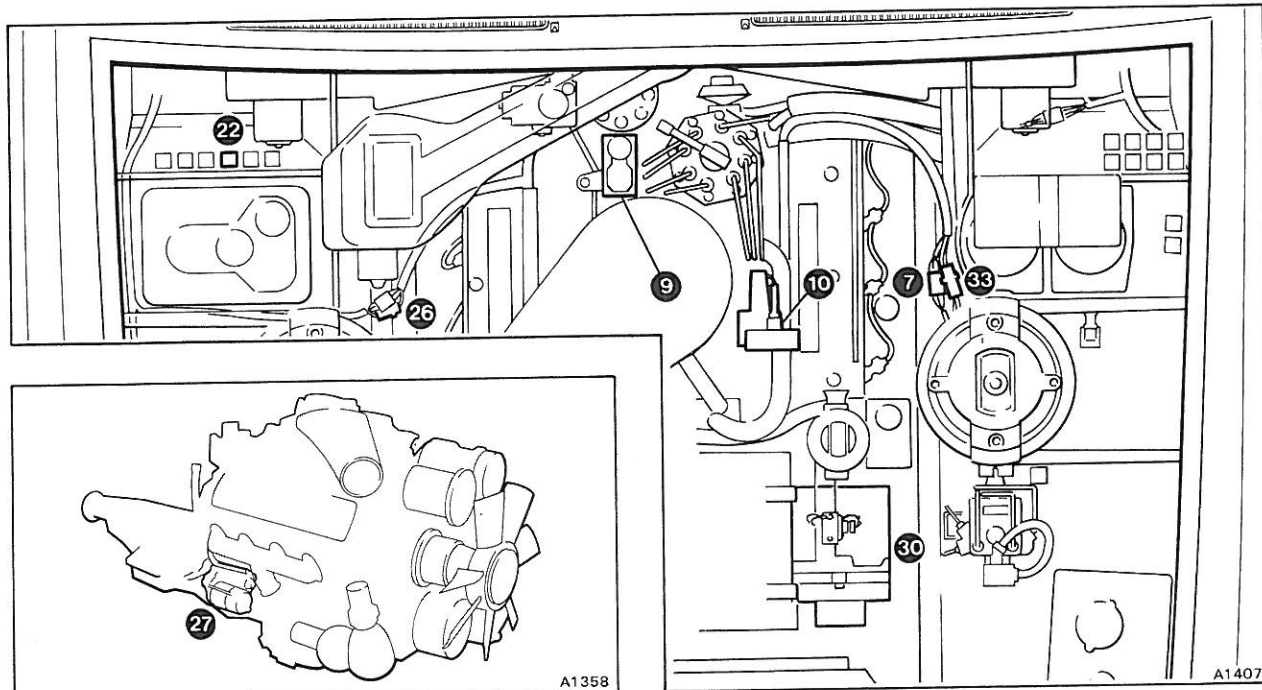
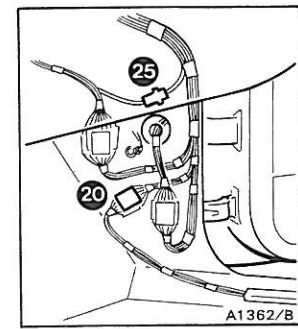
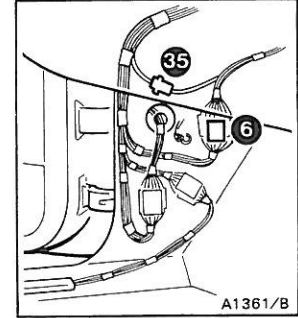
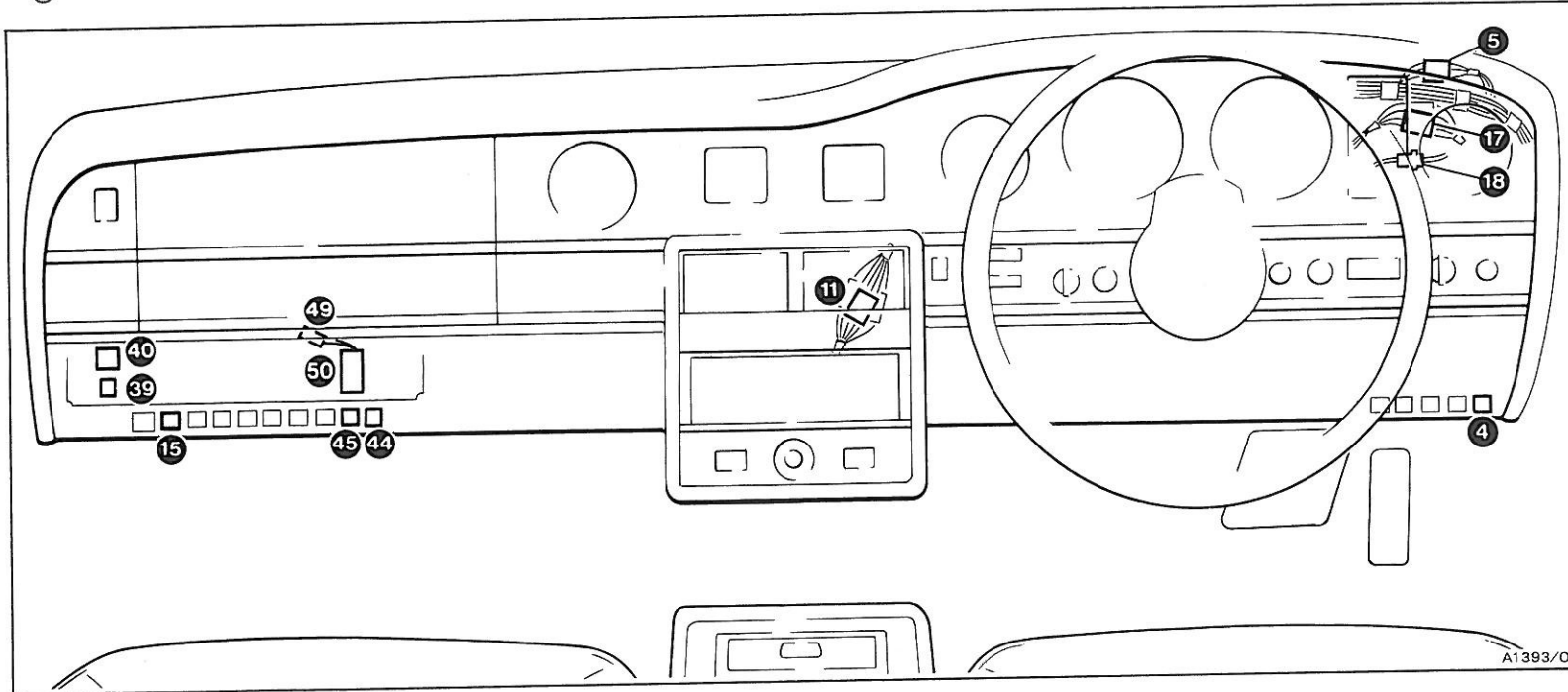




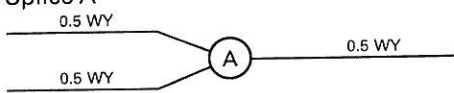
## Power distribution system

Contents	Specific application	Pages							
		Rolls-Royce			Bentley				
		Silver Spirit	Silver Spur	Corniche / Corniche II	Eight	Mulsanne	Mulsanne S	Turbo R	Continental
<b>Fuseboard F1, 10 Amp</b>									
Component location	Right-hand drive cars	5-2	5-2	5-8	5-2	5-2	5-2	5-2	5-8
Wiring diagram		5-3	5-3	5-9	5-3	5-3	5-3	5-3	5-9
Component location	Left-hand drive cars	5-4	5-4	5-10	5-4	5-4	5-4	5-4	5-10
Wiring diagram		5-5	5-5	5-11	5-5	5-5	5-5	5-5	5-11
<b>Fuseboard F2, 20 Amp</b>									
Component location		5-6	5-6	5-6	5-6	5-6	5-6	5-6	5-6
Wiring diagram		5-7	5-7	5-7	5-7	5-7	5-7	5-7	5-7
<b>Fuseboard F3, 30 Amp</b>									
Component location		5-12	5-12	5-12	5-12	5-12	5-12	5-12	5-12
Wiring diagram		5-12	5-12	5-12	5-12	5-12	5-12	5-12	5-12

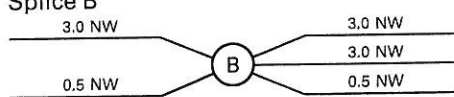


**Key to 5-3**

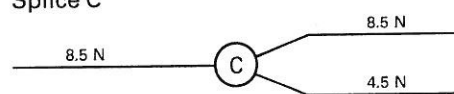
- 1 Fuseboard F1, fuses A1 to A6
- 2 Fuseboard F1, fuses B1 to B6
- 3 Fuseboard F1, fuses C1 to C6
- 4 Warm-up regulator inhibit relay
- 5 'Other than Europe' plug and socket
- 6 Left-hand main to valance loom plug and socket 9-way
- 7 Left-hand valance to engine loom plug and socket 9-way
- 8 Splice A



- 9 Warm-up regulator heater
- 10 Auxiliary air valve
- 11 In car entertainment plug and socket
- 12 Radio/cassette unit
- 13 Clock (other than Bentley Eight, Mulsanne S, and Turbo R cars)
- 14 Splice B

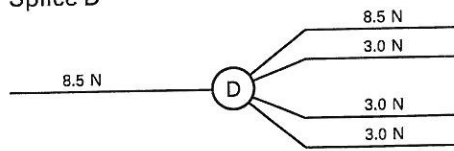


- 15 Cranking interlock relay
- 16 Ignition switch (switchbox)
- 17 Switchbox plug and socket 5-way
- 18 Switchbox connection 60 Amp
- 19 Lighting switch (switchbox)
- 20 Right-hand 'A' post main to body loom plug and socket 5-way
- 21 Battery master switch
- 22 Starter relay
- 23 Memory fuse (luggage compartment)
- 24 Splice C

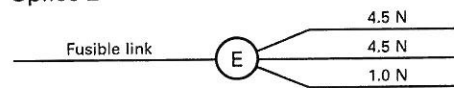


- 25 Right-hand main to valance loom 60 Amp connection
- 26 Right-hand valance to engine loom 60 Amp connection
- 27 Starter motor
- 28 Battery

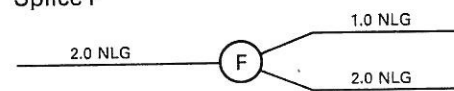
**29 Splice D**



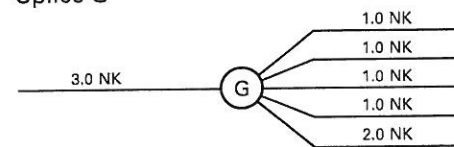
- 30 Alternator
- 31 Fusible link (at alternator)
- 32 Splice E



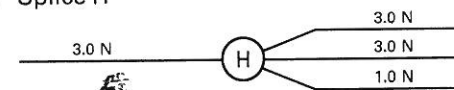
- 33 Left-hand valance to engine loom 60 Amp connection
- 34 Battery earth point
- 35 Left-hand main to valance loom 60 Amp connection
- 36 Splice F



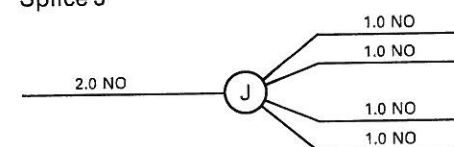
**37 Splice G**



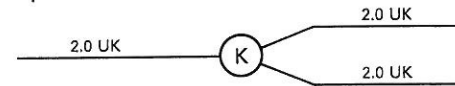
**38 Splice H**



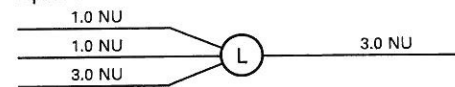
- 39 Centralized door locking cut-out
- 40 Anti-lock braking system relay and fuse
- 41 Splice J



**42 Splice K**



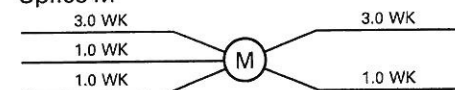
**43 Splice L**



**44 Headlamps relay 2 base**

**Note** On cars conforming to a United Kingdom specification, the relay will be fitted and the blue/pink and blue/slate cables will not be interlinked at the relay base

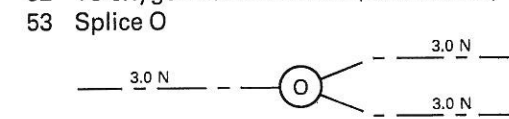
- 45 Headlamps relay 1
- 46 Auxiliary start relay (when fitted)
- 47 Splice M



- 48 Fuseboard F2, fuse B5, 20 Amp
- 49 Engine running sensor plug and socket
- 50 Engine running sensor
- 51 Splice N

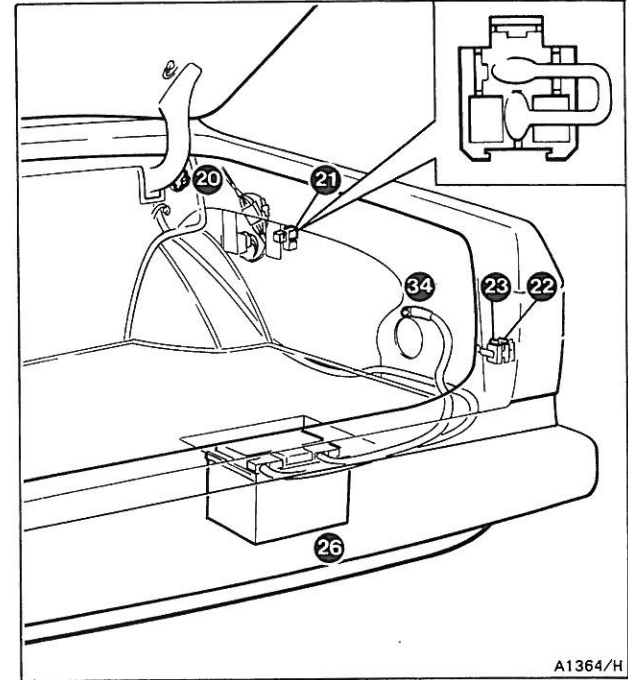
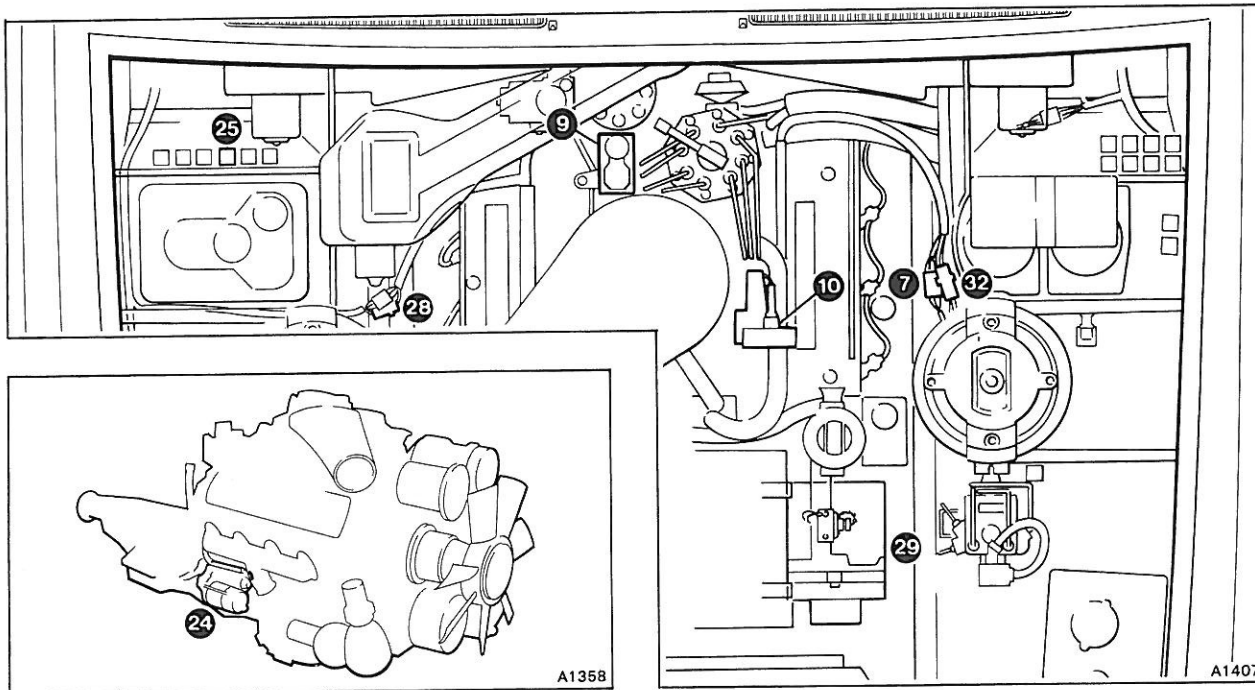
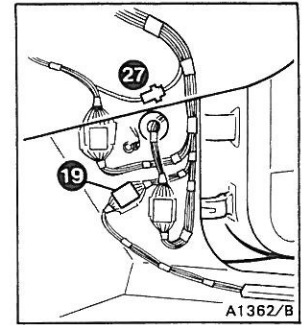
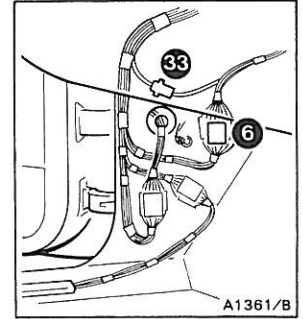
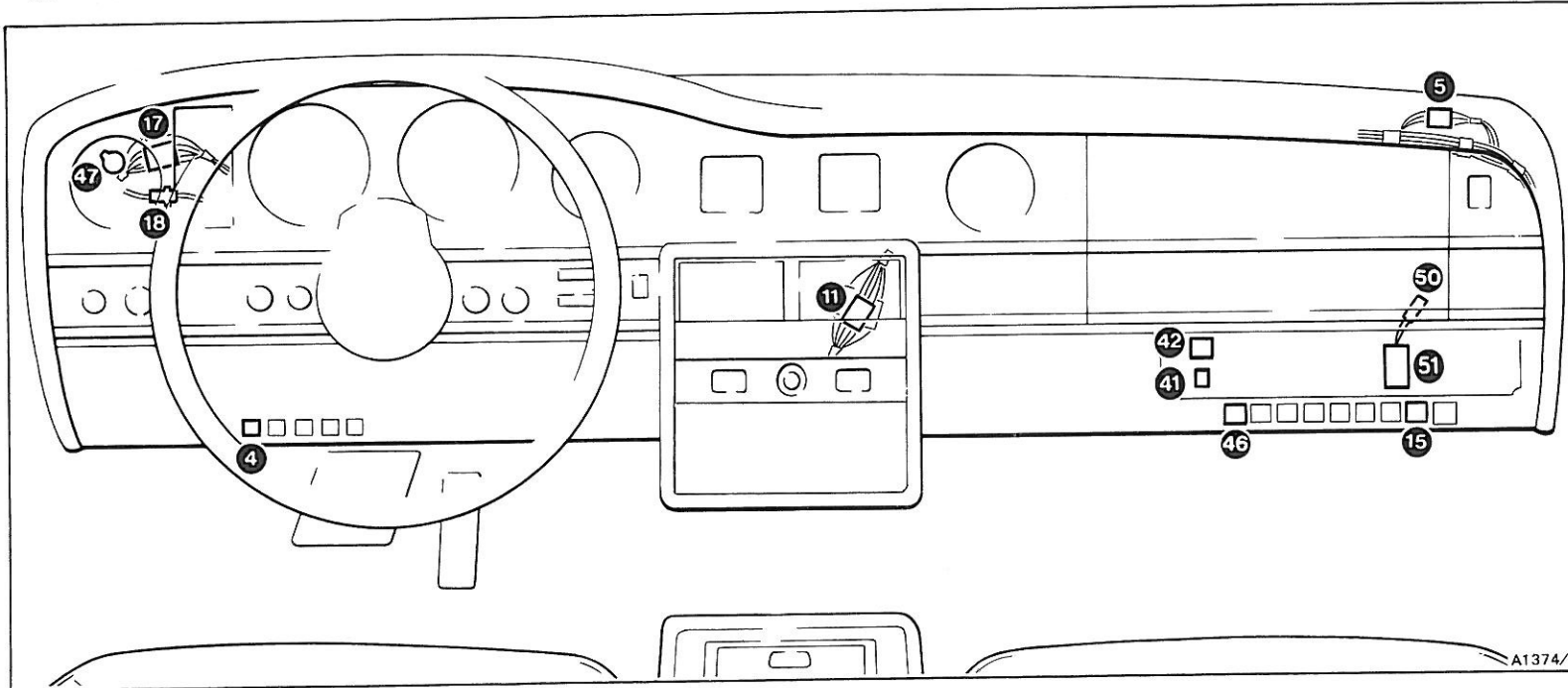


**52 To oxygen sensor heater (when fitted)**



**Note** — Alternative cable route on Turbocharged cars only  
 - - - Cable route on 1988 model year cars only

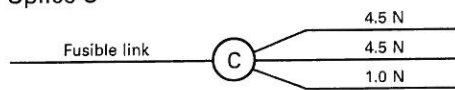




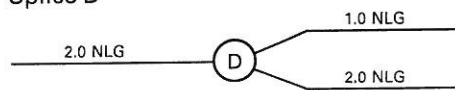
**Key to 5-5**

- 1 Fuseboard F1, fuses A1 to A6
- 2 Fuseboard F1, fuses B1 to B6
- 3 Fuseboard F1, fuses C1 to C6
- 4 Warm-up regulator inhibit relay
- 5 'Other than Europe' plug and socket
- 6 Left-hand main to valance loom plug and socket 9-way
- 7 Left-hand valance to engine loom plug and socket 9-way
- 8 Splice A
- 9 Warm-up regulator heater
- 10 Auxiliary air valve
- 11 In car entertainment plug and socket
- 12 Radio/cassette unit
- 13 Clock (other than Bentley Eight, Mulsanne S, and Turbo R cars)
- 14 Splice B
- 15 Cranking interlock relay
- 16 Ignition switch (switchbox)
- 17 Switchbox plug and socket 5-way
- 18 Switchbox connection 60 Amp
- 19 Right-hand 'A' post main to body loom plug and socket 5-way
- 20 Battery master switch (*Cars other than those conforming to a West German specification*)
- 21 Auxiliary start relay or relay link
- 22 High mounted stop lamp fuse 4 Amp, located in luggage compartment (*Cars conforming to a North American specification*)
- 23 Memory fuse (luggage compartment)
- 24 Starter motor
- 25 Starter relay
- 26 Battery
- 27 Right-hand main to valance loom 60 Amp connection
- 28 Right-hand valance to engine loom 60 Amp connection
- 29 Alternator

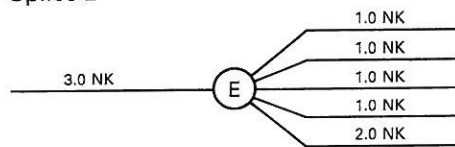
- 30 Fusible link (at alternator)
- 31 Splice C



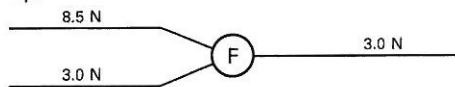
- 32 Left-hand valance to engine loom 60 Amp connection
- 33 Left-hand main to valance loom 60 Amp connection
- 34 Battery earth point
- 35 Splice D



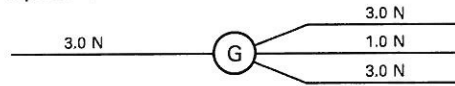
- 36 Splice E



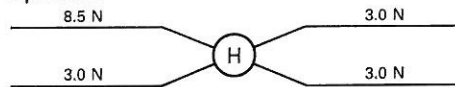
- 37 Splice F



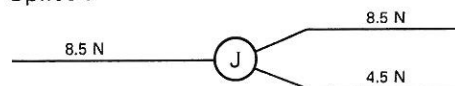
- 38 Splice G



- 39 Splice H

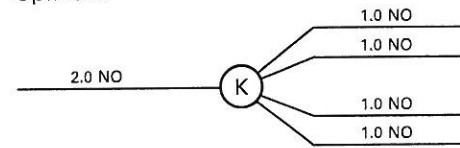


- 40 Splice J

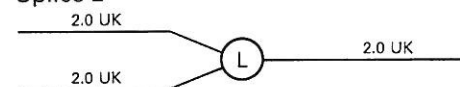


- 41 Centralized door locking cut-out
- 42 Anti-lock braking system relay and fuse

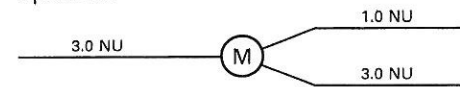
- 43 Splice K



- 44 Splice L



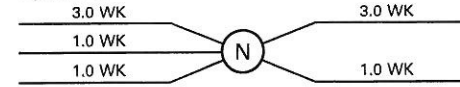
- 45 Splice M



- 46 Headlamps relay 1

- 47 Lighting switch (switchbox)

- 48 Splice N

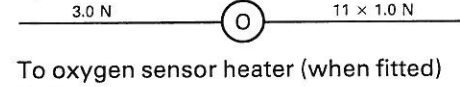


- 49 Fuseboard F2, fuse B5, 20 Amp

- 50 Engine running sensor plug and socket

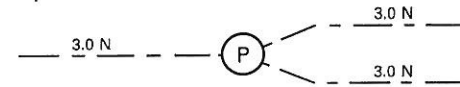
- 51 Engine running sensor

- 52 Splice O



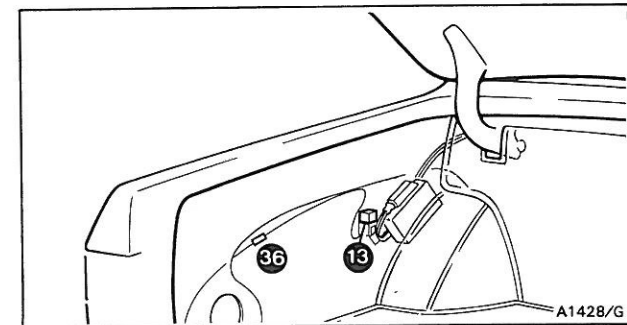
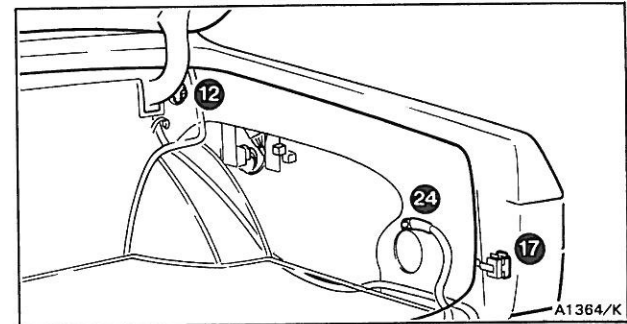
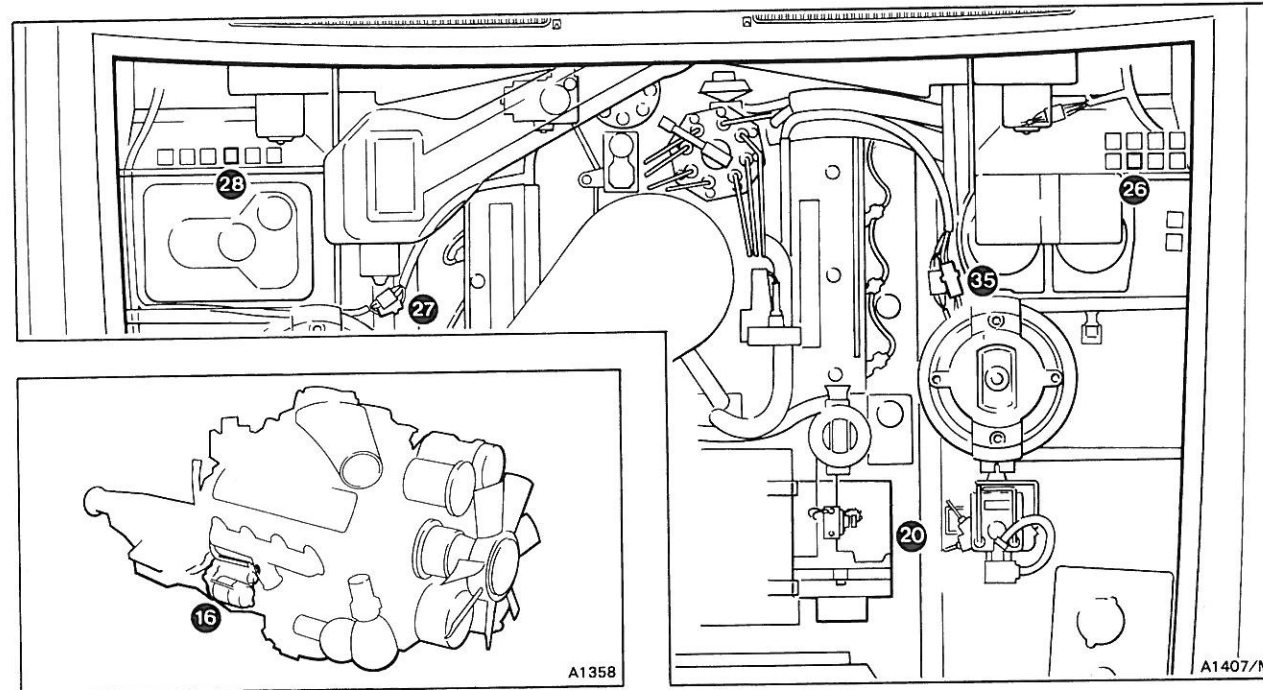
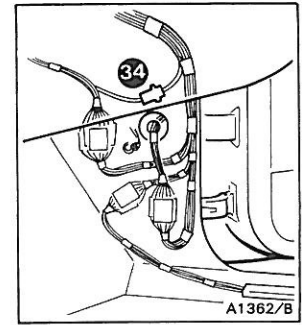
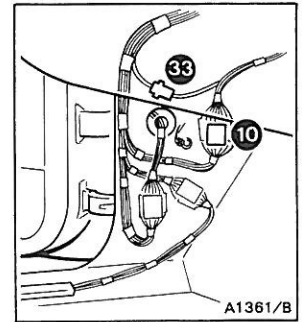
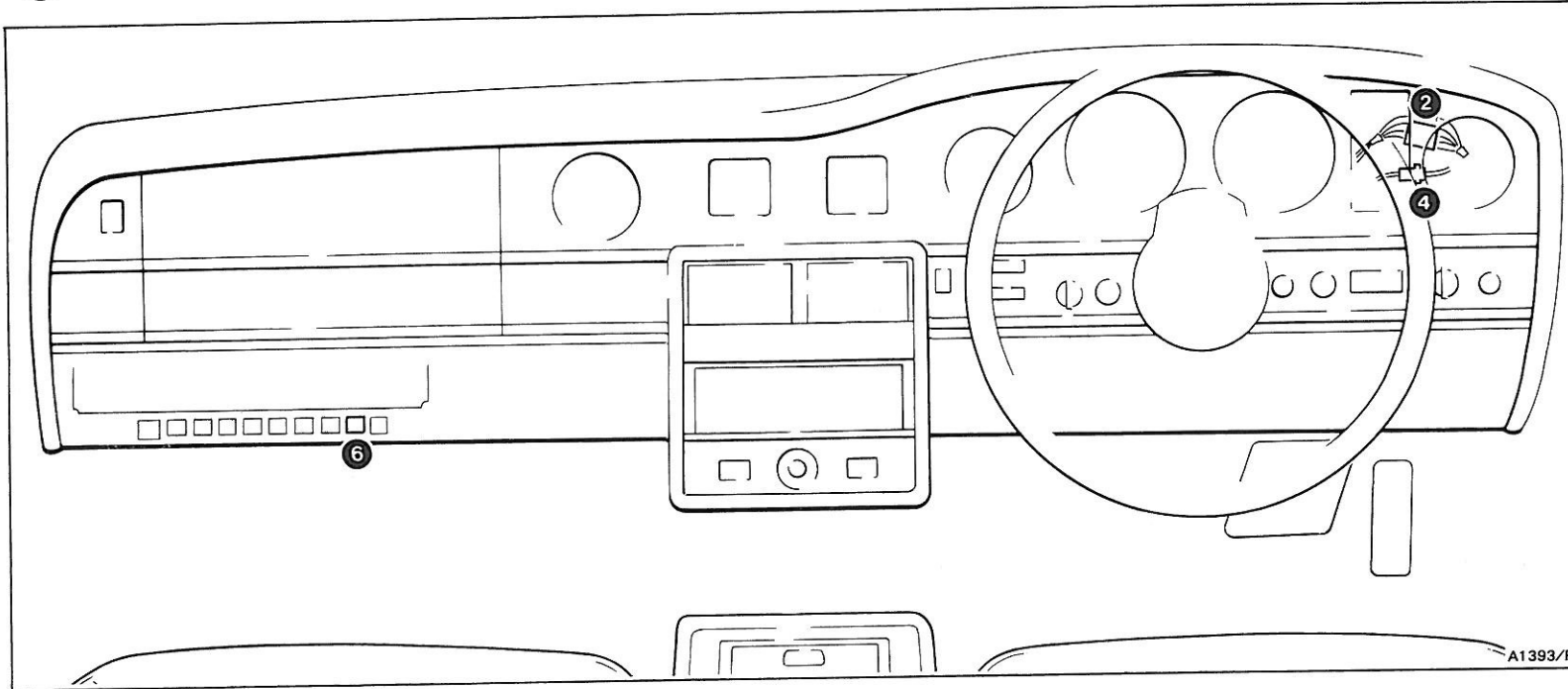
- 53 To oxygen sensor heater (when fitted)

- 54 Splice P



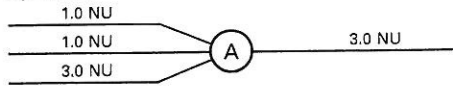
**Note** ——— Alternative cable route on Turbocharged cars only  
 - - - - - Cable route on 1988 model year cars only



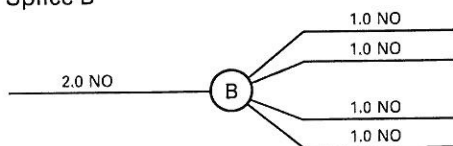


**Key to 5-7**

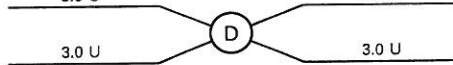
- 1 Ignition switch (switchbox)
- 2 Switchbox plug and socket 5-way
- 3 Lighting switch (switchbox)
- 4 Switchbox connection 60 Amp
- 5 Splice A



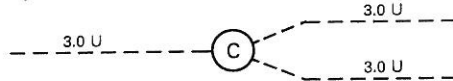
- 6 Headlamps relay 1
- 7 Splice B



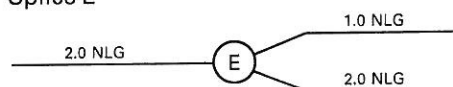
- 8 Splice D



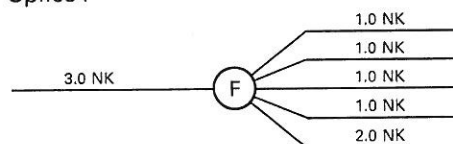
- 9 Splice C



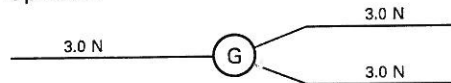
- 10 Left-hand main to valance loom plug and socket 9-way
- 11 Fuseboard F2, fuses A1 to A6
- 12 Battery master switch (Cars other than those conforming to a West German specification)
- 13 Anti-lock braking system modulator relay (1988 model year)
- 14 Splice E



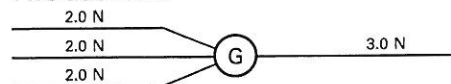
- 15 Splice F



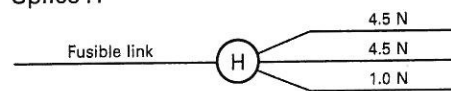
- 16 Starter motor
- 17 Anti-lock braking system fuse, 20 Amp (1988 model year)
- 18 Splice G



**Two door cars**



- 19 Fuseboard F2, fuses B1 to B6
- 20 Alternator
- 21 Fusible link (at alternator)
- 22 Splice H



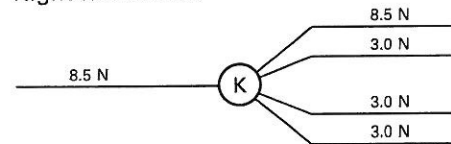
- 23 Battery
- 24 Battery earth point
- 25 Splice J



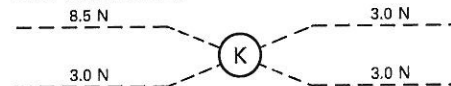
**1988 model year left-hand drive cars**



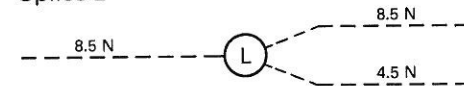
- 26 Headlamps flash relay
- 27 Right-hand valance to engine loom 60 Amp connection
- 28 Starter relay
- 29 Fuseboard F2, fuses C1 to C6
- 30 Splice K



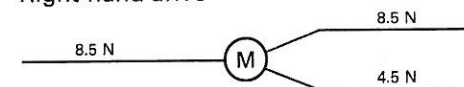
**Left-hand drive**



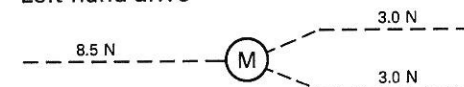
- 31 Splice L



- 32 Splice M
- Right-hand drive

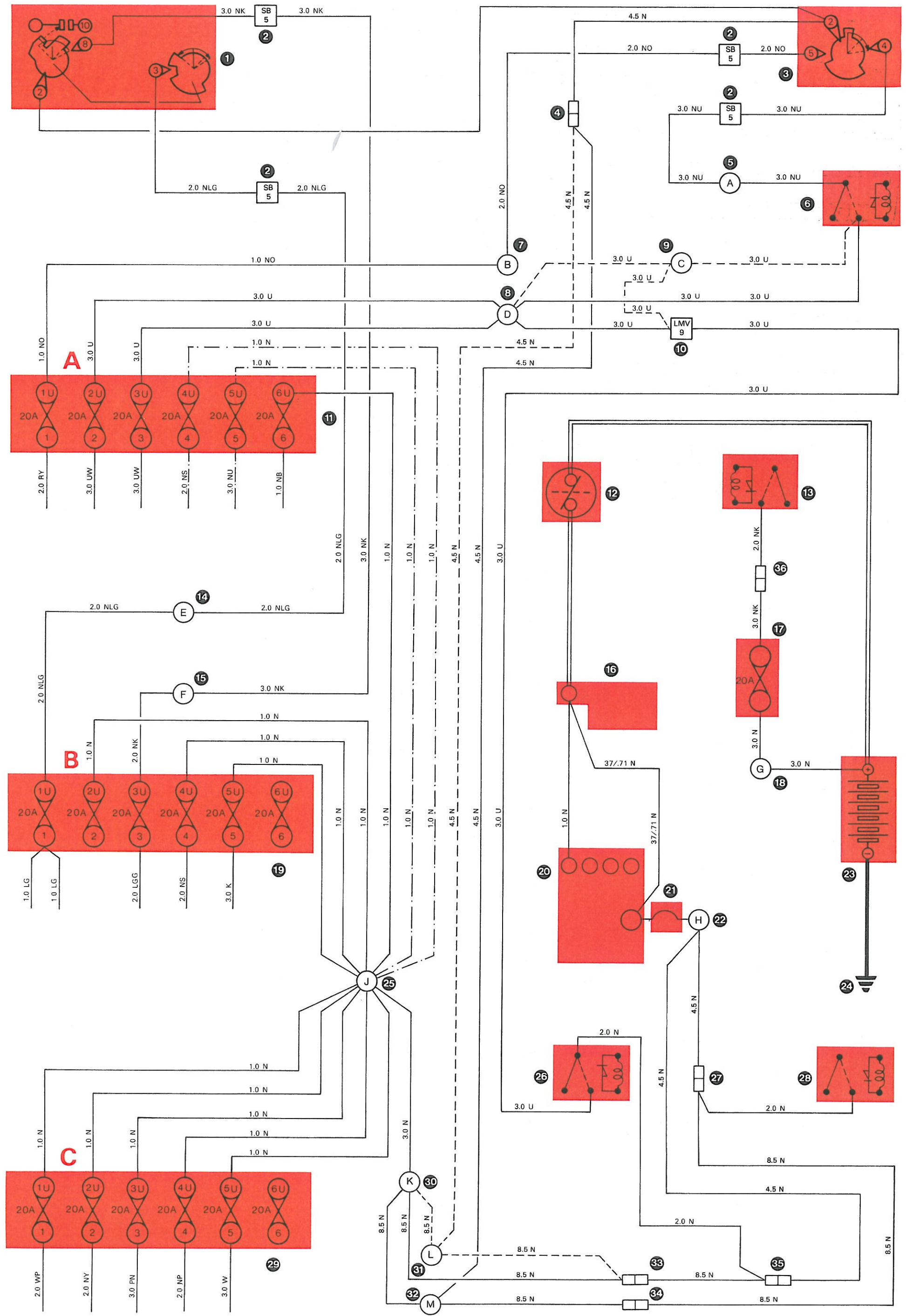


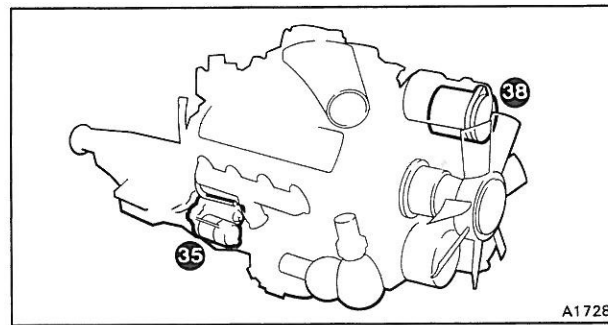
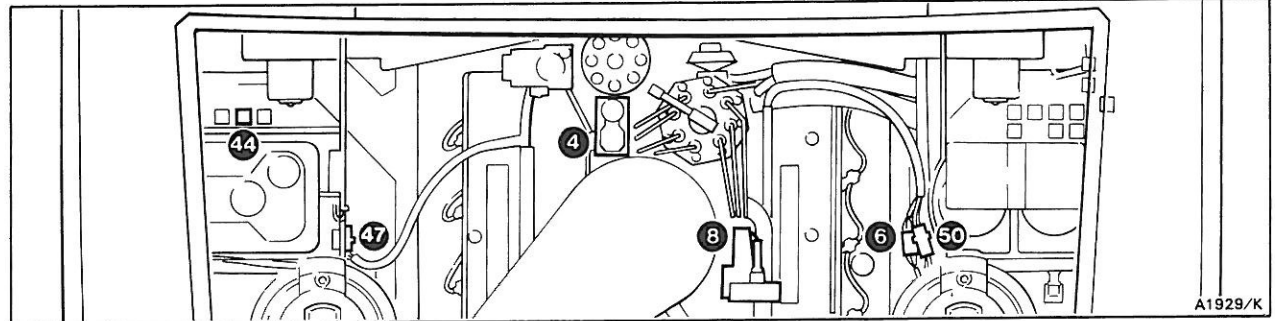
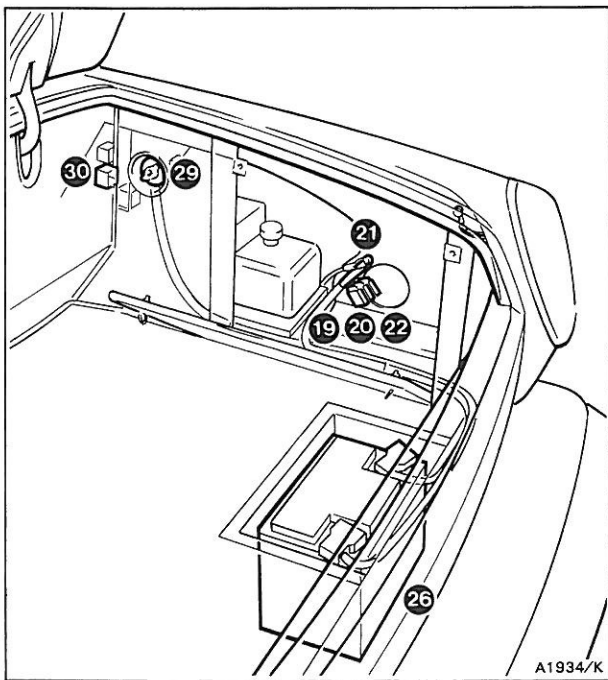
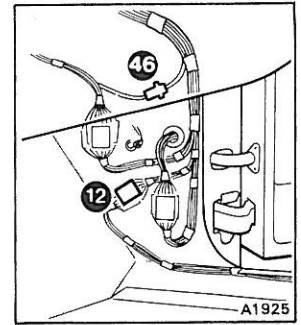
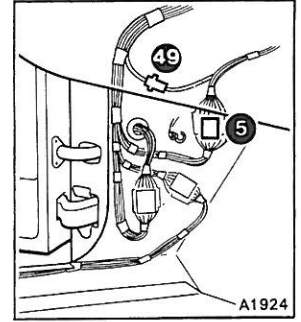
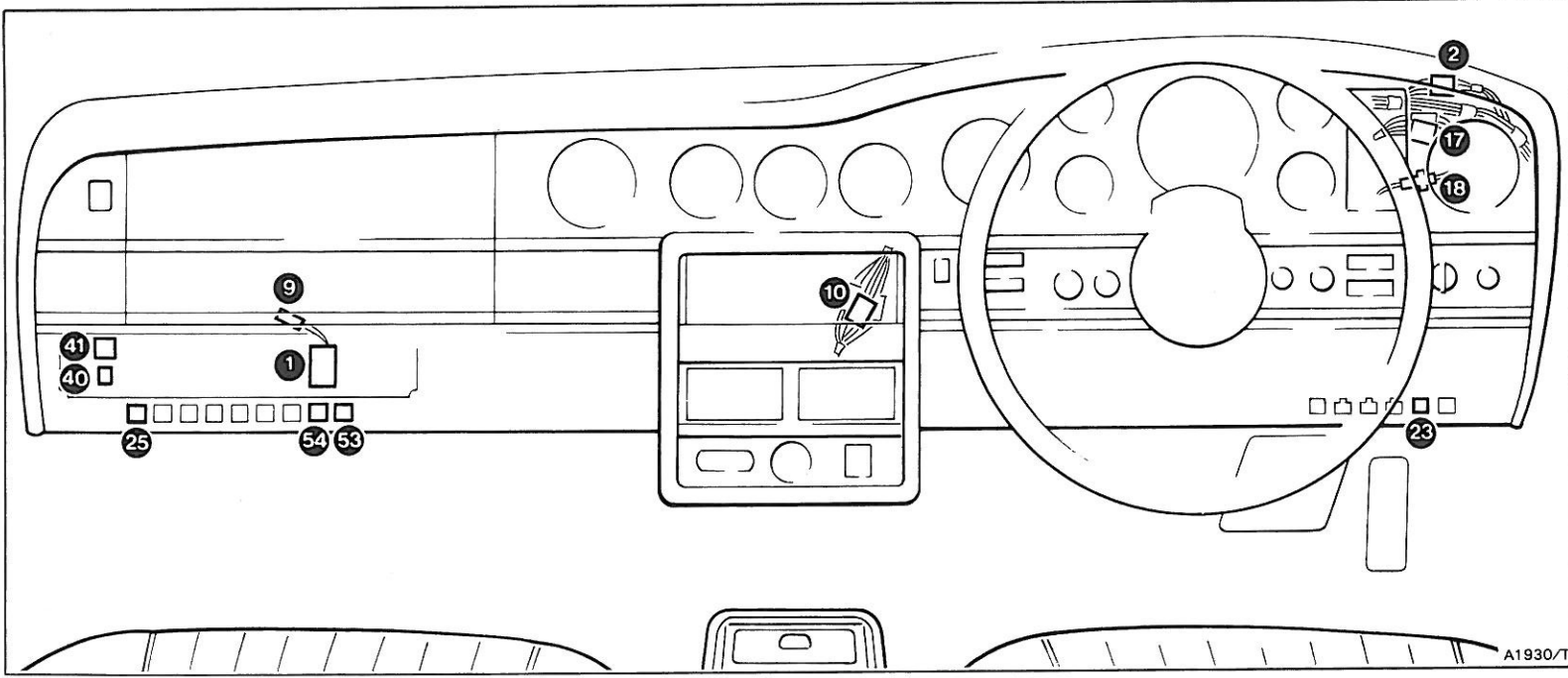
**Left-hand drive**



- 33 Left-hand main to valance loom 60 Amp connection
- 34 Right-hand main to valance loom 60 Amp connection
- 35 Left-hand valance to engine loom 60 Amp connection
- 36 Right-hand body to anti-lock braking system loom connection (1988 model year)

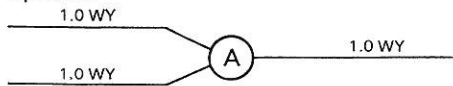
**Note** ----- Denotes additional wiring on 1988 model year left-hand drive cars



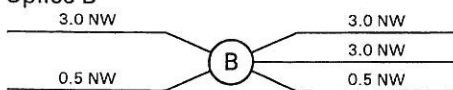


**Key to 5-9**

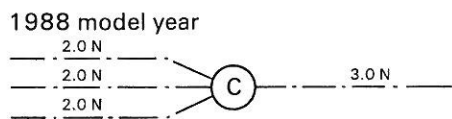
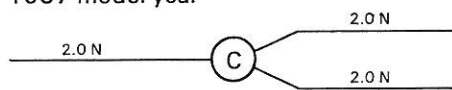
- 1 Engine running sensor
- 2 'Other than Europe' plug and socket
- 3 To oxygen sensor heater (when fitted)
- 4 Warm-up regulator heater
- 5 Left-hand main to valance loom plug and socket 9-way
- 6 Left-hand valance to engine loom plug and socket 9-way
- 7 Splice A



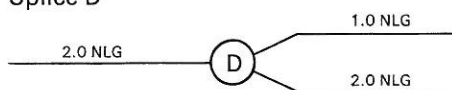
- 8 Auxiliary air valve
- 9 Engine running sensor plug and socket
- 10 In car entertainment plug and socket
- 11 Radio/cassette unit
- 12 Right-hand 'A' post main to body loom plug and socket 5-way
- 13 Fuseboard F2, fuse B5, 20 Amp
- 14 Splice B
- 15 Ignition switch (switchbox)
- 16 Lighting switch (switchbox)
- 17 Switchbox plug and socket 5-way
- 18 Switchbox connection 60 Amp
- 19 Anti-lock braking system fuse, 20 Amp (1988 model year)
- 20 High mounted stop lamp fuse 4 Amp (when used)
- 21 Battery earth point
- 22 Memory fuse, 20 Amp (luggage compartment)
- 23 Warm-up regulator inhibit relay
- 24 Clock
- 25 Cranking interlock relay
- 26 Battery
- 27 Fuseboard F1, fuses A1 to A6



- 28 Splice C



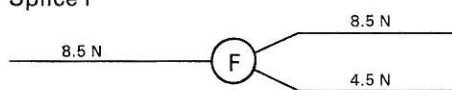
- 29 Battery master switch
- 30 Auxiliary start relay (when fitted)
- 31 Splice D



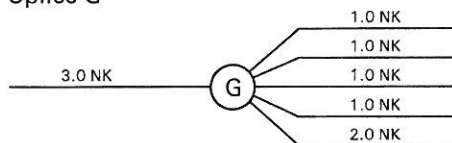
- 32 Splice E



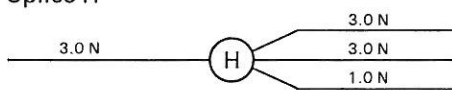
- 33 Splice F



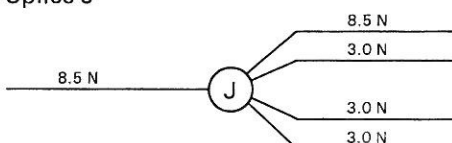
- 34 Splice G



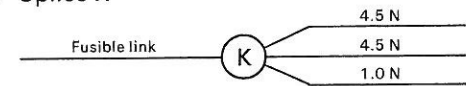
- 35 Starter motor
- 36 Splice H



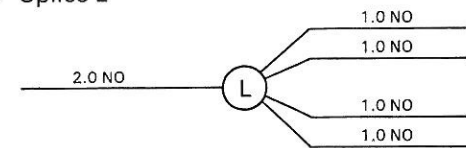
- 37 Splice J



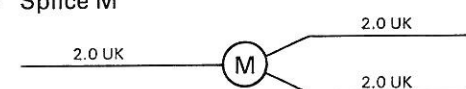
- 38 Alternator
- 39 Fuseboard F1, fuses B1 to B6
- 40 Centralized door locking cut-out
- 41 Anti-lock braking system relay and fuse (1988 model year)
- 42 Fusible link (at alternator)
- 43 Splice K



- 44 Starter relay
- 45 Splice L

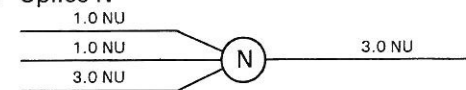


- 46 Right-hand main to valance loom 60 Amp connection
- 47 Right-hand valance to engine loom 60 Amp connection
- 48 Splice M



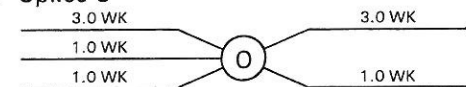
- 49 Left-hand main to valance loom 60 Amp connection
- 50 Left-hand valance to engine loom 60 Amp connection

- 51 Fuseboard F1, fuses C1 to C6
- 52 Splice N



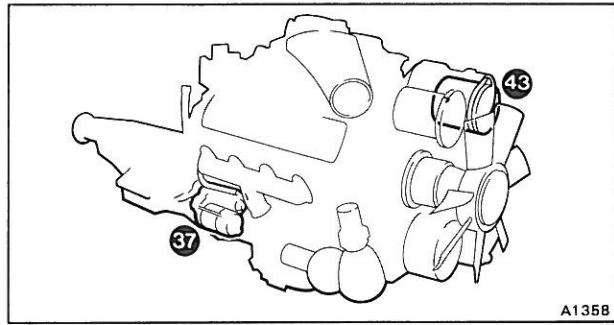
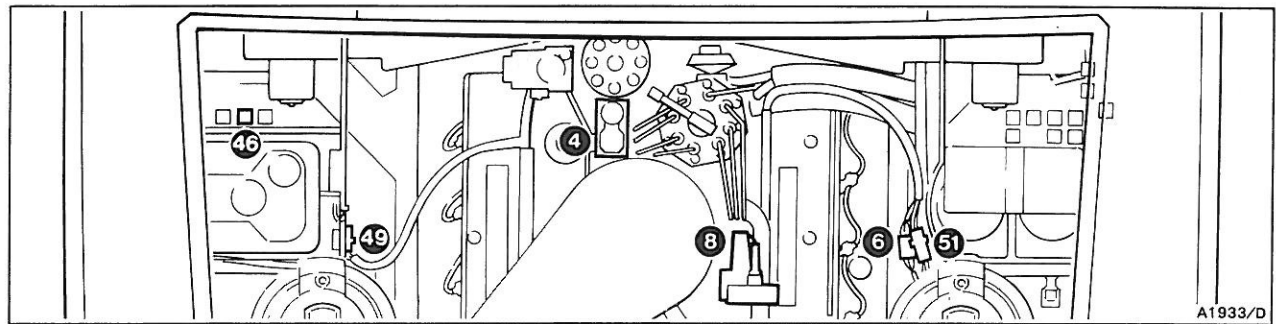
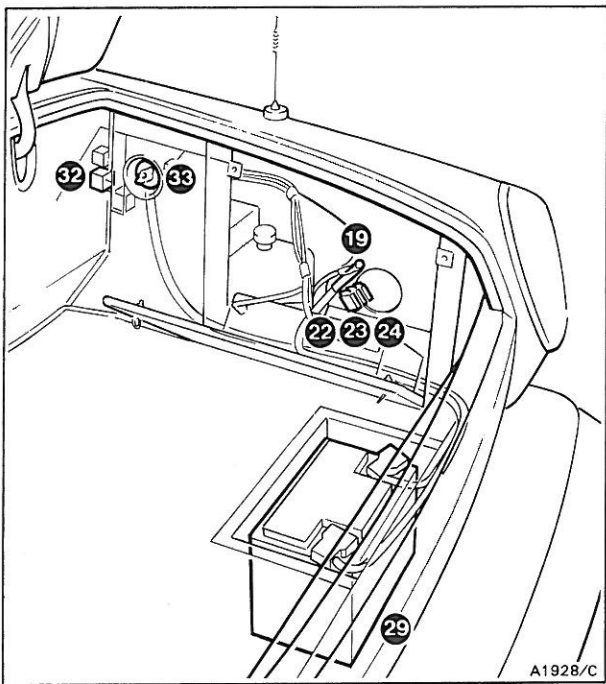
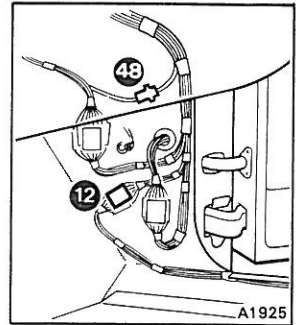
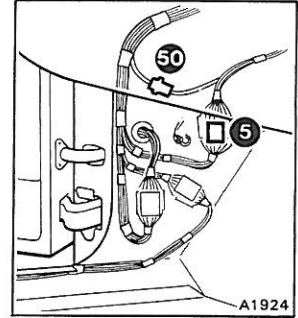
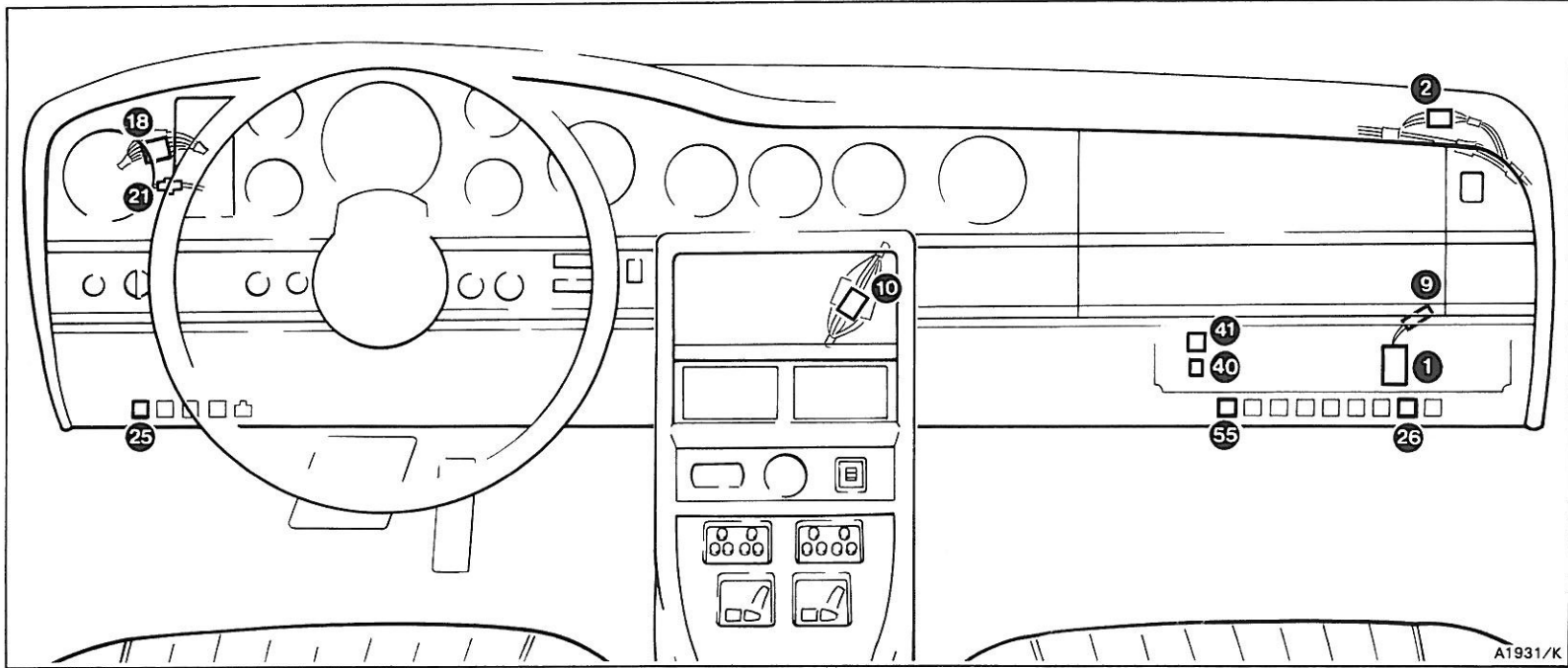
- 53 Headlamps relay 2 base
- Note** On cars conforming to a United Kingdom specification, the relay will be fitted and the blue/pink and blue/slate cables will not be interlinked at the relay base

- 54 Headlamps relay 1
- 55 Splice O



**Note** — Alternative cable routes on 1988 model year cars





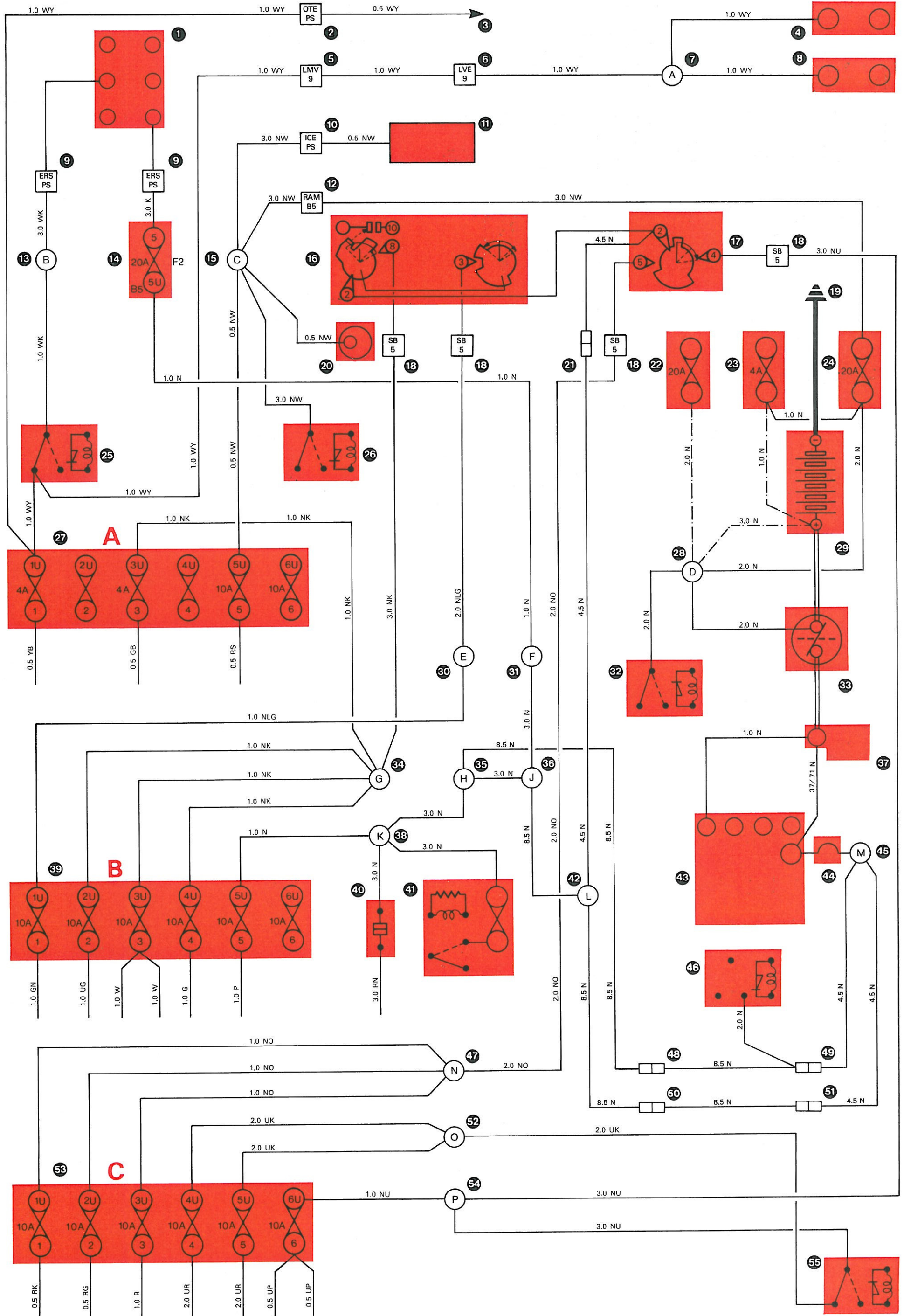
**Key to 5-11**

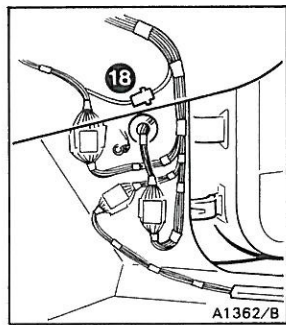
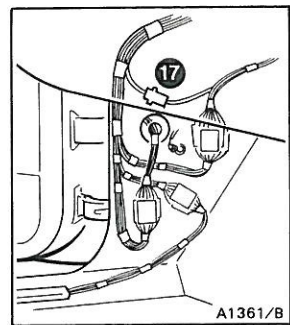
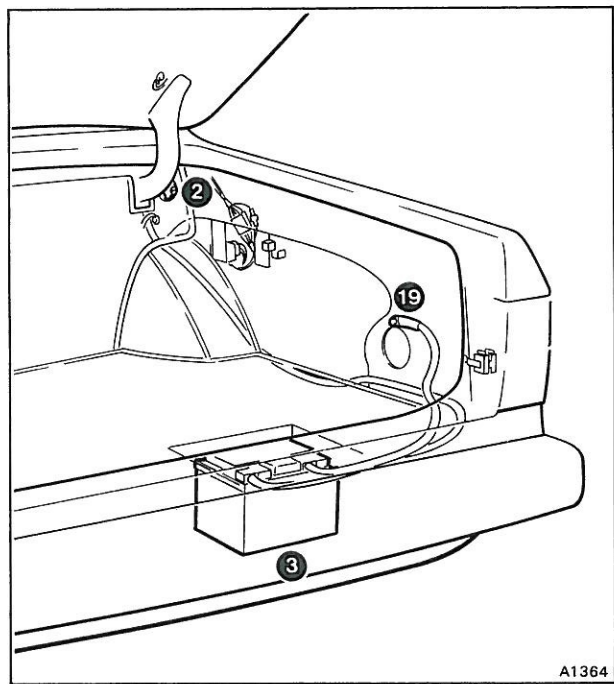
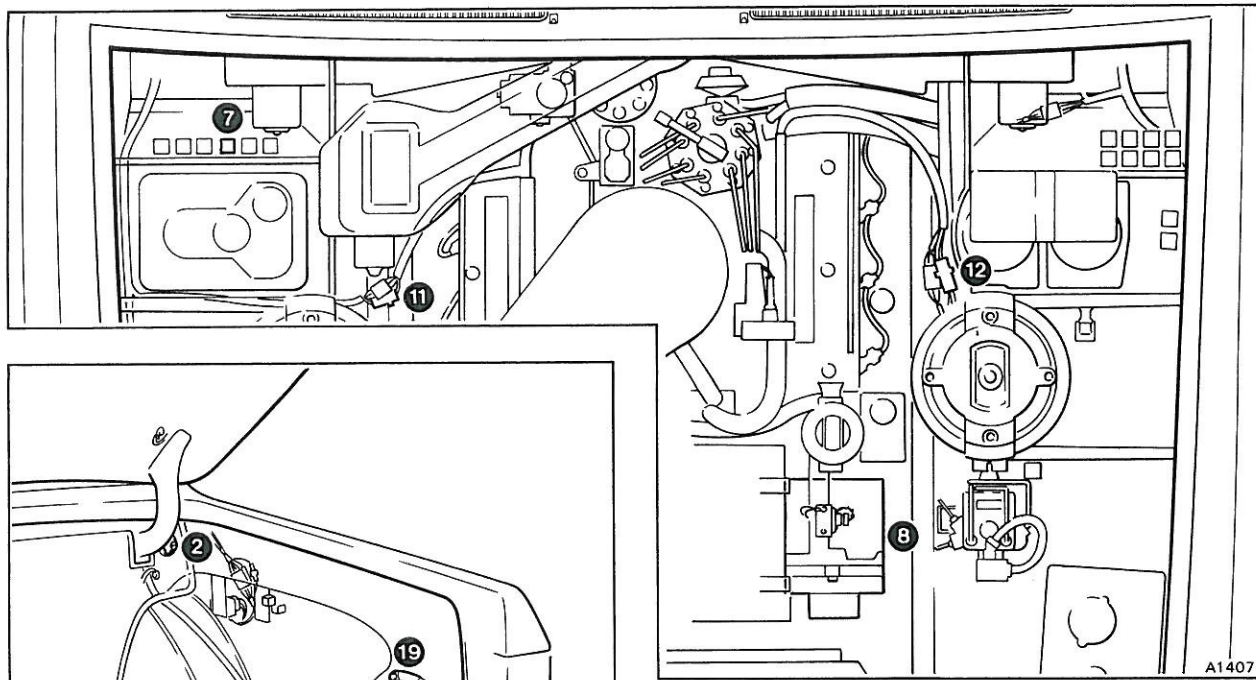
- 1 Engine running sensor
- 2 'Other than Europe' plug and socket
- 3 To oxygen sensor heater (when fitted)
- 4 Warm-up regulator heater
- 5 Left-hand main to valance loom plug and socket 9-way
- 6 Left-hand valance to engine loom plug and socket 9-way
- 7 Splice A
- 8 Auxiliary air valve
- 9 Engine running sensor plug and socket
- 10 In car entertainment plug and socket
- 11 Radio/cassette unit
- 12 Right-hand 'A' post main to body loom plug and socket 5-way
- 13 Splice B
- 14 Fuseboard F2, fuse B5, 20 Amp
- 15 Splice C
- 16 Ignition switch (switchbox)
- 17 Lighting switch (switchbox)
- 18 Switchbox plug and socket 5-way
- 19 Battery earth point
- 20 Clock
- 21 Switchbox connection 60 Amp
- 22 Anti-lock braking system fuse, 20 Amp (1988 model year)
- 23 High mounted stop lamp fuse, 4 Amp (when fitted)
- 24 Memory fuse, 20 Amp (luggage compartment)
- 25 Warm-up regulator inhibit relay
- 26 Cranking interlock relay
- 27 Fuseboard F1, fuses A1 to A6

- 28 Splice D  
1987 model year  
1988 model year
- 29 Battery
- 30 Splice E
- 31 Splice F
- 32 Auxiliary start relay (when fitted)
- 33 Battery master switch (*Cars other than those conforming to a West German specification*)
- 34 Splice G
- 35 Splice H
- 36 Splice J
- 37 Starter motor
- 38 Splice K
- 39 Fuseboard F1, fuses B1 to B6

- 40 Centralized door locking cut-out
- 41 Anti-lock braking system relay and fuse (1988 model year)
- 42 Splice L
- 43 Alternator
- 44 Fusible link (at alternator)
- 45 Splice M
- 46 Starter relay
- 47 Splice N
- 48 Right-hand main to valance loom 60 Amp connection
- 49 Right-hand valance to engine loom 60 Amp connection
- 50 Left-hand main to valance loom 60 Amp connection
- 51 Left-hand valance to engine loom 60 Amp connection
- 52 Splice O
- 53 Fuseboard F1, fuses C1 to C6
- 54 Splice P
- 55 Headlamps relay

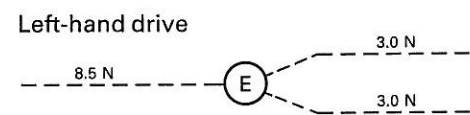
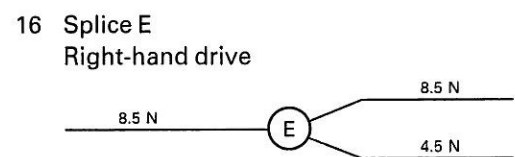
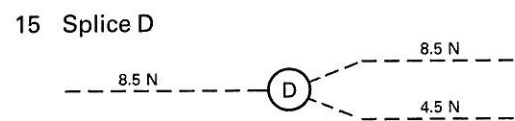
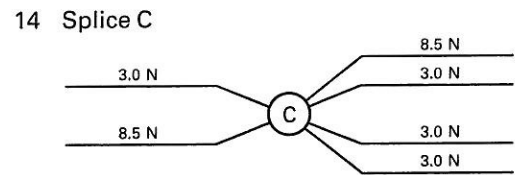
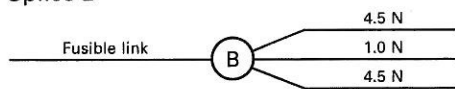
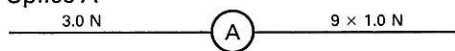
**Note** — Alternative cable routes on 1988 model year cars





**Key to 5-12**

- 1 Fuseboard F3, fuses A1 to A6
- 2 Battery master switch (*Cars other than those conforming to a West German specification*)
- 3 Battery
- 4 Fuseboard F3, fuses B1 to B6
- 5 Splice A
- 6 Starter motor
- 7 Starter relay
- 8 Alternator
- 9 Fusible link (at alternator)
- 10 Splice B
- 11 Right-hand valance to engine loom 60 Amp connection
- 12 Left-hand valance to engine loom 60 Amp connection
- 13 Fuseboard F3, fuses C1 to C6



- 14 Splice C
- 15 Splice D
- 16 Splice E  
Right-hand drive
- Left-hand drive
- 17 Left-hand main to valance loom 60 Amp connection
- 18 Right-hand main to valance loom 60 Amp connection
- 19 Battery earth point

