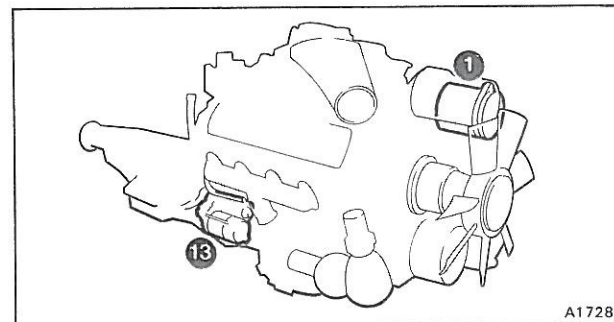
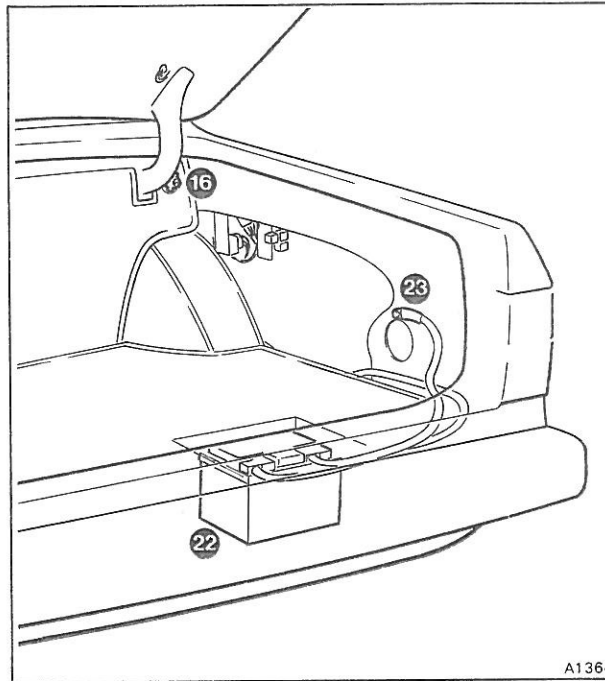
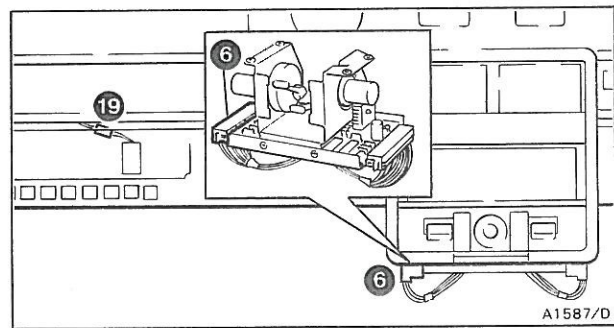
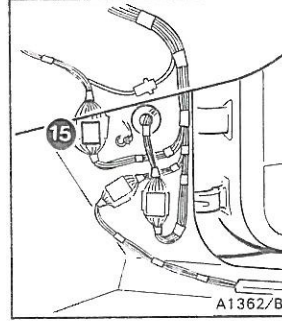
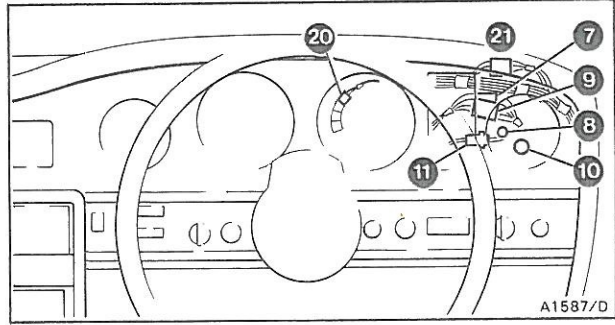
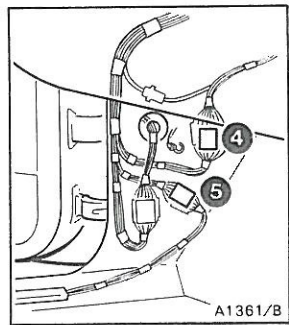
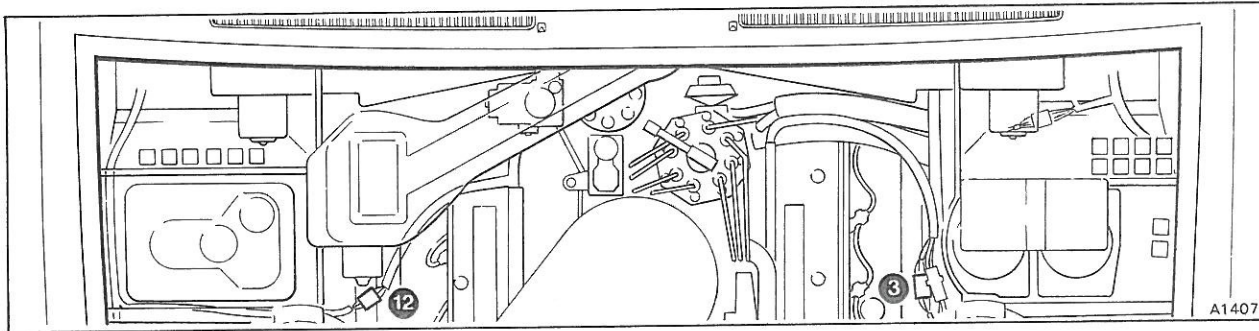




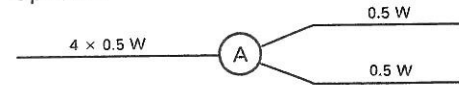
## Charging system

Contents	Specific application	Pages							
		Rolls-Royce		Corniche / Corniche II	Bentley	Mulsanne	Mulsanne S	Turbo R	Continental
Silver Spirit	Silver Spur	Eight							
<b>Charging system</b>									
Component location	1987 model year cars	8-2	8-2	8-2	8-2	8-2	—	8-2	8-2
Wiring diagram		8-2	8-2	8-2	8-2	8-2	—	8-2	8-2
Component location	1988 model year cars	8-3	8-3	8-3	8-3	—	8-3	8-3	8-3
Wiring diagram		8-3	8-3	8-3	8-3	—	8-3	8-3	8-3

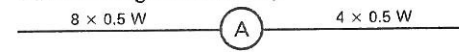


**Key to 8-2**

- 1 Alternator
- 2 Splice A

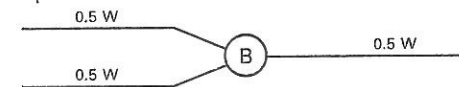


Turbocharged cars only

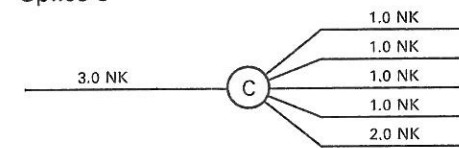


- 3 Left-hand valance to engine loom plug and socket 9-way
- 4 Left-hand main to valance loom plug and socket 12-way
- 5 Anti-lock braking system plug and socket 5-way
- 6 Automatic air conditioning micro-processor plug and socket 18-way – left-hand
- 7 Switchbox plug and socket 18-way
- 8 Generator warning lamp
- 9 Switchbox plug and socket 5-way
- 10 Ignition switch (switchbox)
- 11 Switchbox connection 60 Amp
- 12 Right-hand valance to engine loom plug and socket 9-way

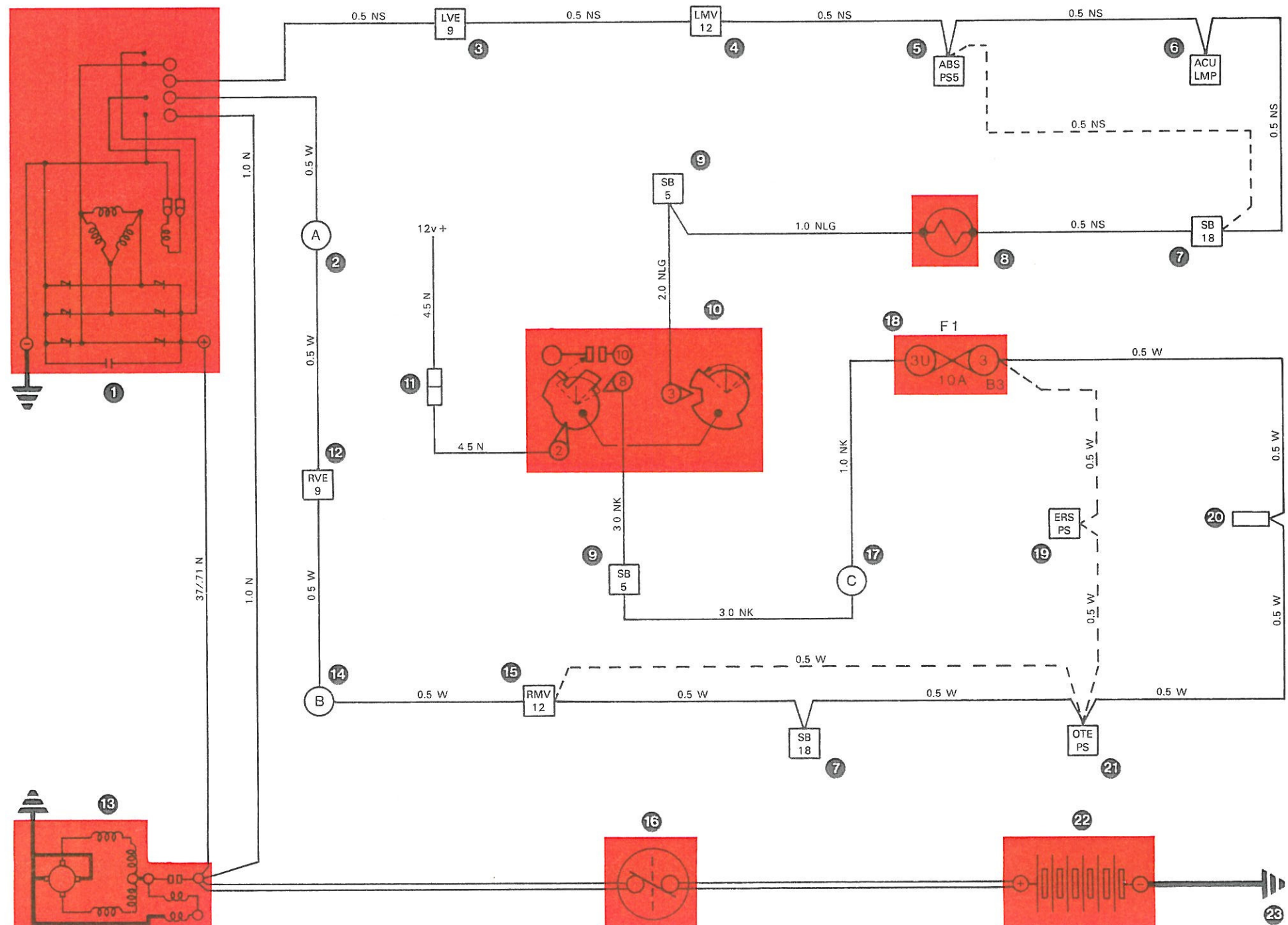
- 13 Starter motor
- 14 Splice B

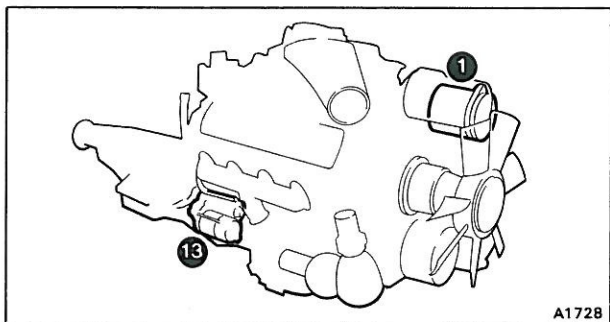
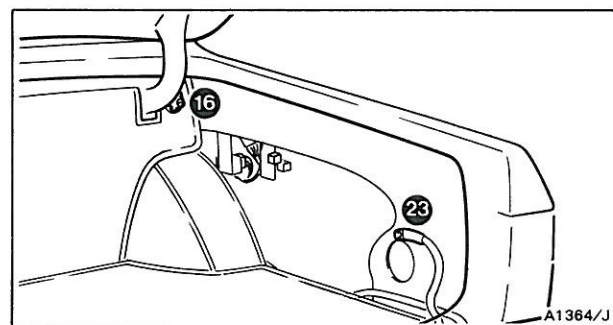
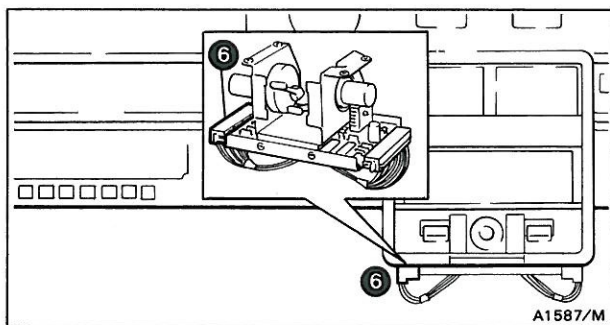
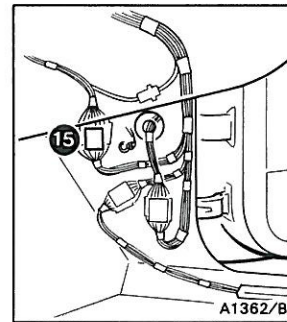
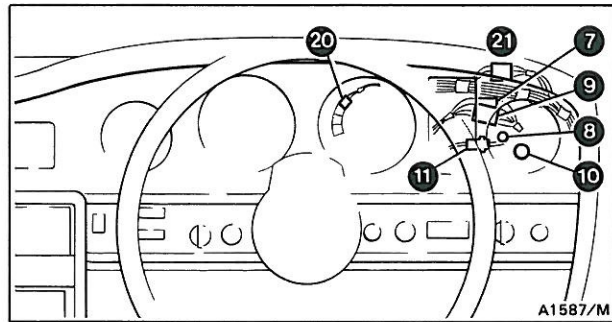
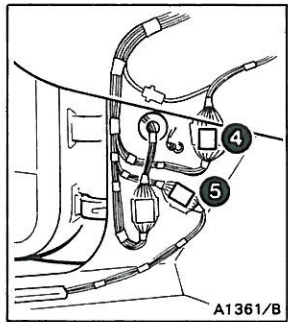
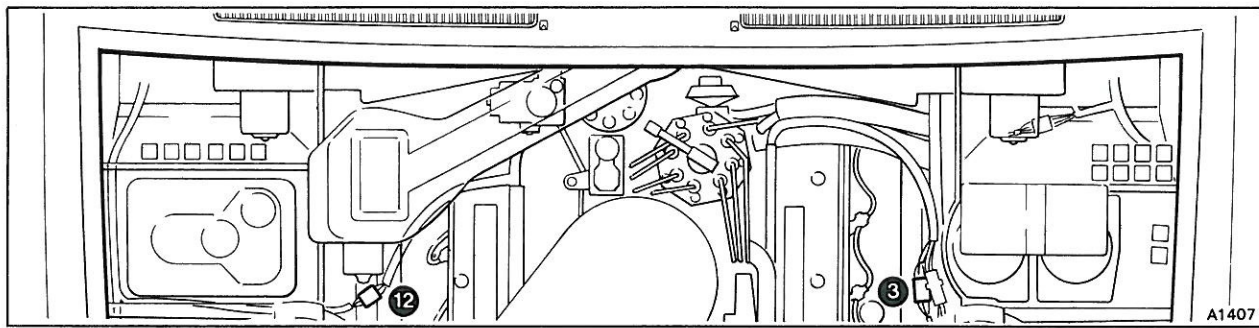


- 15 Right-hand main to valance loom plug and socket 12-way
- 16 Battery master switch (Cars other than those conforming to a West German specification)
- 17 Splice C



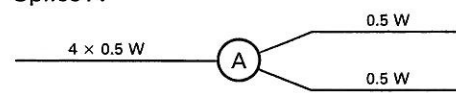
- 18 Fuseboard F1, fuse B3, 10 Amp
- 19 Engine running sensor plug and socket
- 20 Speedometer connection – positive
- 21 'Other than Europe' plug and socket
- 22 Battery
- 23 Battery earth point






**Key to 8-3**

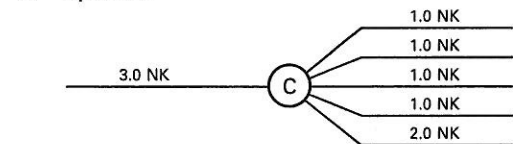
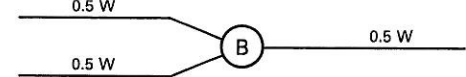
- 1 Alternator
- 2 Splice A



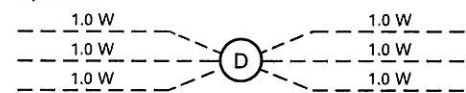
Turbocharged cars only



- 3 Left-hand valance to engine loom plug and socket 9-way
- 4 Left-hand main to valance loom plug and socket 12-way
- 5 Anti-lock braking system plug and socket 5-way
- 6 Automatic air conditioning micro-processor plug and socket 18-way – left-hand
- 7 Switchbox plug and socket 18-way
- 8 Generator warning lamp
- 9 Switchbox plug and socket 5-way
- 10 Ignition switch (switchbox)
- 11 Switchbox connection 60 Amp
- 12 Right-hand valance to engine loom plug and socket 9-way
- 13 Starter motor
- 14 Splice B
- 15 Right-hand main to valance loom plug and socket 12-way
- 16 Battery master switch (Cars other than those conforming to a West German specification)
- 17 Splice C



- 18 Fuseboard F1, fuse B3, 10 Amp
- 19 Splice D



- 20 Speedometer connection – positive
- 21 'Other than Europe' plug and socket
- 22 Battery
- 23 Battery earth point

