

## Relays

Contents	Pages					
	Silver Spirit Mulsanne	Silver Spur	Mulsanne Turbo	Bentley Eight	Bentley Turbo R	Corniche/ Continental
Introduction	M2-3	M2-3	M2-3	M2-3	—	M2-3
Location	M2-3	M2-3	M2-3	M2-3	—	M2-3
Cars prior to vehicle identification number (VIN) * SCAZS42A3FCX12001 *						
Component location	M2-5 to M2-14	M2-5 to M2-14	M2-9 to M2-14	M2-9 to M2-14	—  —	M2-15 to M2-20
Cars from vehicle identification number (VIN) * SCAZS42A3FCX12001 *						
Component location						
Right-hand drive cars	M2-21	M2-21	M2-21	M2-21	M2-21	—
Left-hand drive cars	M2-24	M2-24	M2-24	M2-24	M2-24	—

## Relays

### Introduction

A relay is an electrically operated control that is activated from a separate component e.g. switch. Fitting relays eliminates the need for heavy duty type switches and enables light duty types of switches to be used.

An example of how a circuit containing a relay operates is shown in figure M2-1. When the contacts of the switch (item 1) are made the control circuit of the relay (indicated by the arrowed lines) provides a 12 volt positive feed to the relay coil (item 2) thus energizing the coil. Energizing the coil causes the normally open contacts marked 30 and 87 to close. This then allows a 12 volt positive feed from the supply circuit fuse (item 3) to be fed through the contacts to supply the component (item 4).

Relays are also used to provide change-over functions i.e. to change from one circuit to another. An example of how the change-over function is accomplished is shown in figures M2-2, M2-3, and M2-4.

With both switches (A and B) in the open position (see fig. M2-2) bulbs 1 and 2 are extinguished. By closing the contacts of switch B (see fig. M2-3) a 12 volt positive feed is supplied from the supply fuse (item 3) through the normally closed relay contacts 30 and 87a to illuminate bulb 2.

Operation of switch A (see fig. M2-4) energizes the relay coil. This transfers the feed from relay contacts 30 and 87a to contacts 30 and 87, this causes bulb 2 to be extinguished and bulb 1 to illuminate.

### Location

With two exceptions relays are interchangeable. The stop lamp failure relay is of a different type and cannot physically be interchanged with other relays on the car.

The starter relay on cars fitted with a blue Lucas (round bodied) type relay must not be interchanged with other relays on the car.

Figure M2-5 shows the position of the relays fitted to early Silver Spirit, Silver Spur, and Mulsanne

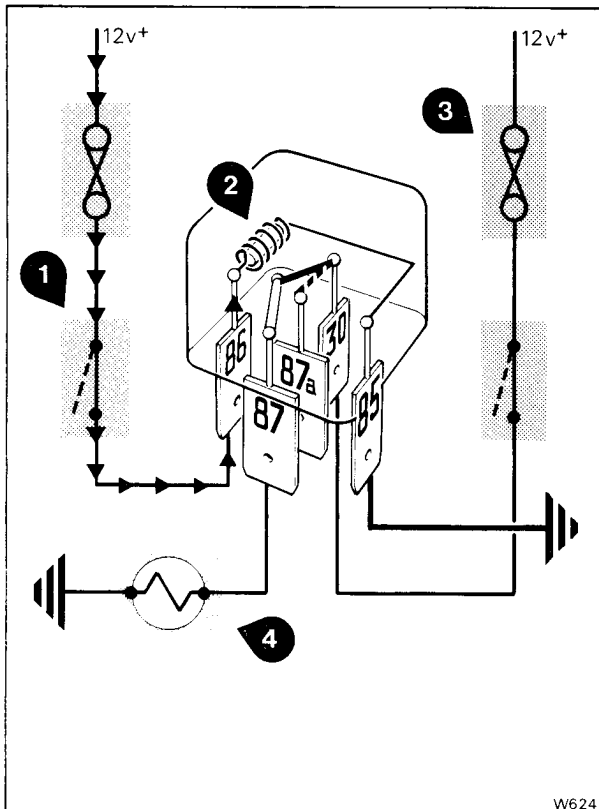


Fig. M2-1 Switching relay – energized

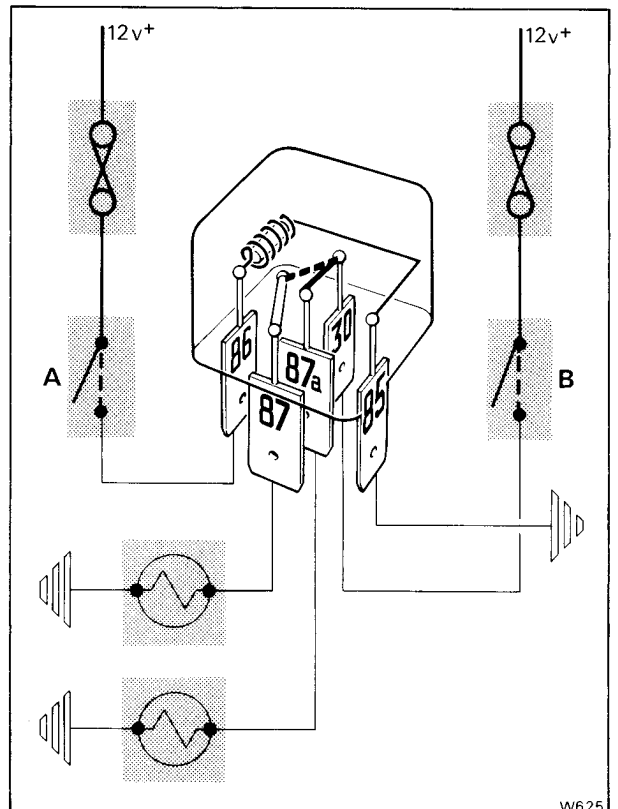


Fig. M2-2 Change-over relay – isolated

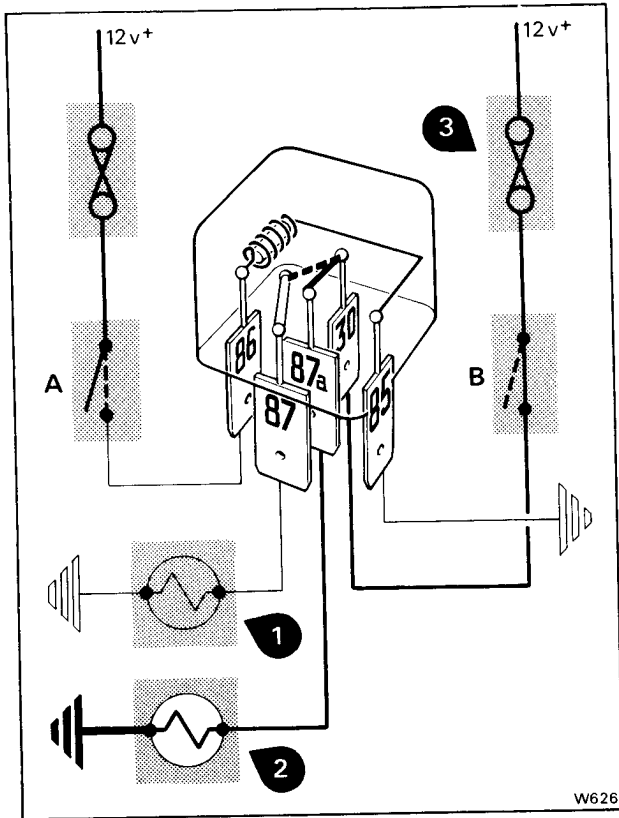


Fig. M2-3 Change-over relay – unenergized

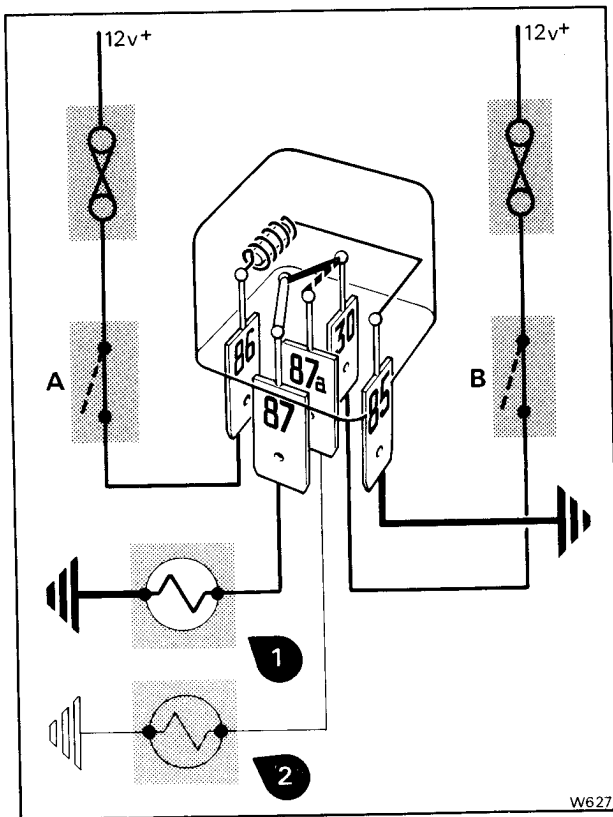


Fig. M2-4 Change-over relay – energized

(excluding Turbo) cars. Figures M2-6 to M2-9 inclusive are applicable to Silver Spirit, Silver Spur, Corniche, Bentley Eight, Mulsanne (including Turbo) and Continental cars prior to 1985 model year cars.

The fitting of relays is dependent upon individual car specification. For example *on cars conforming to a North American specification*, which prohibits the fitting of rear fog lamps, the appropriate relay will be omitted.

The relays are positioned in groups. Access to the relay group on the driver's side of the car (interior relays) requires the removal of the knee roll trim.

Two relays are mounted on each front seat mechanism, access is gained by removing the appropriate seat cushion.

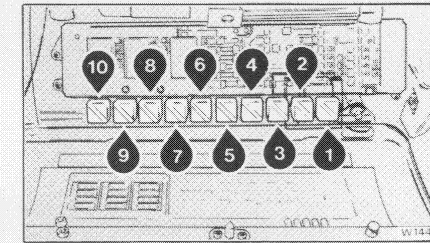
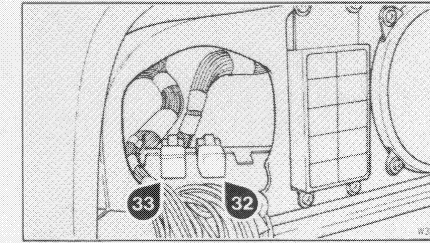
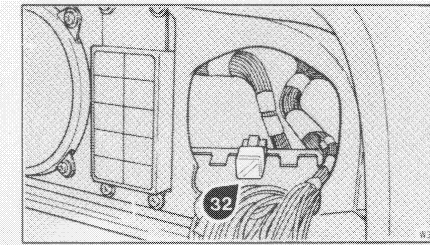

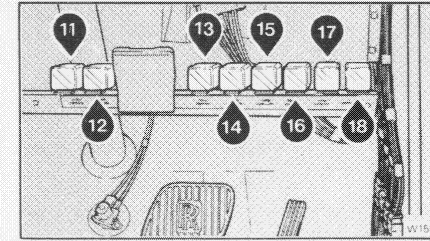
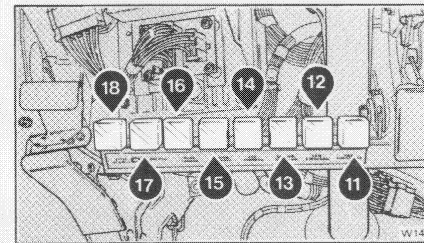
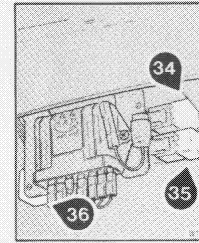
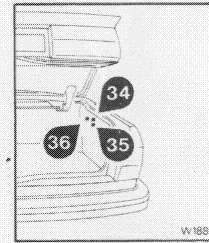

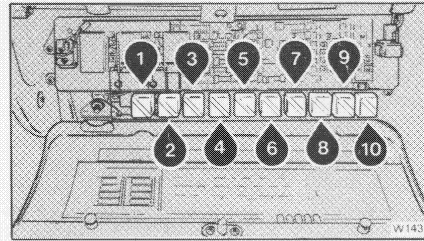
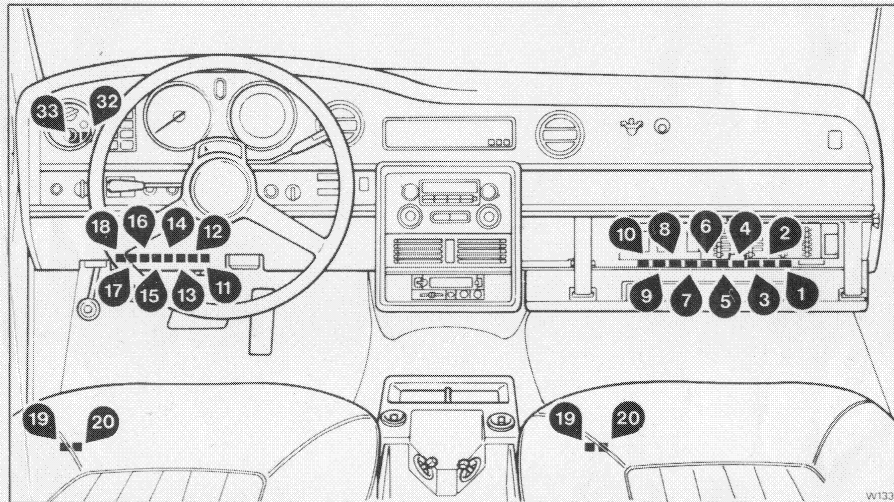
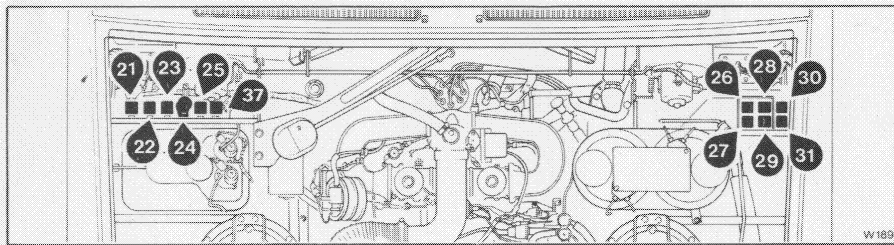
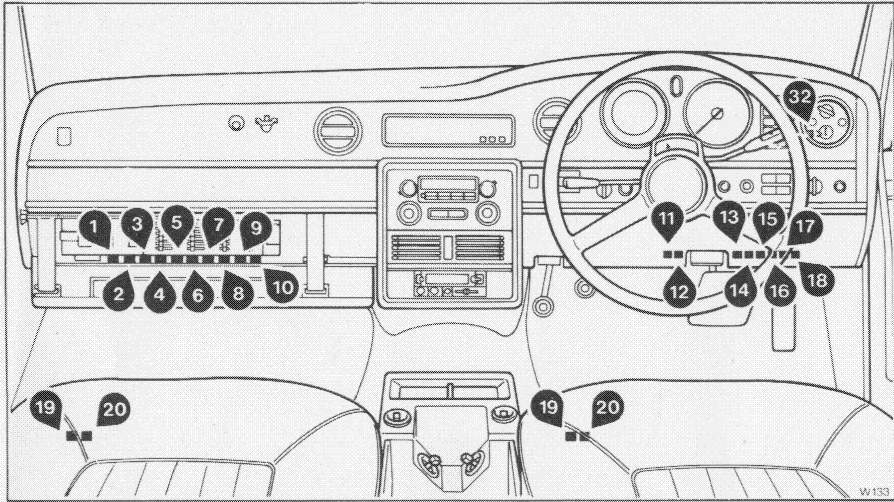
Removal of the luggage compartment right-hand trim carpet will give access to all the relays in the luggage compartment.

## Relays

Silver Spirit, Silver Spur, and  
Mulsanne

Component location

Figure M2-5



**Key to fig. M2-5**


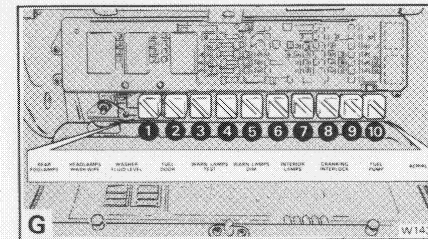

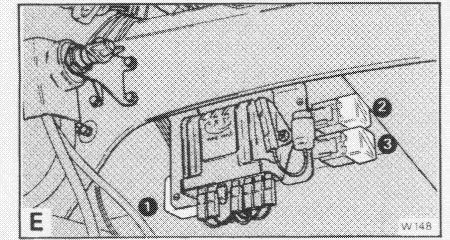
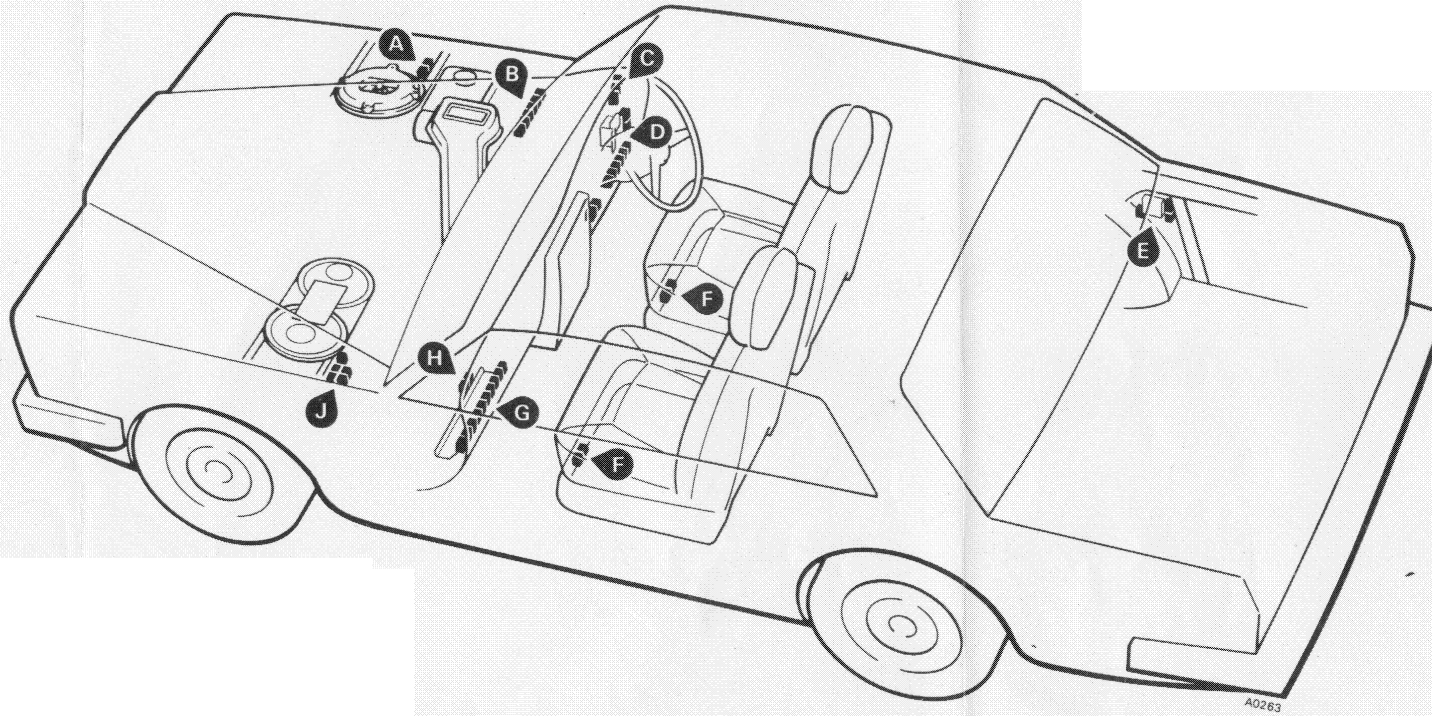
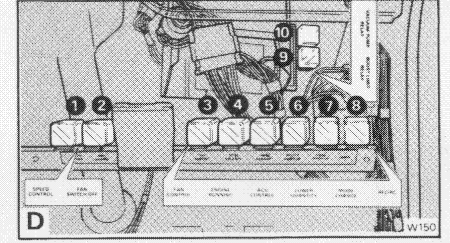
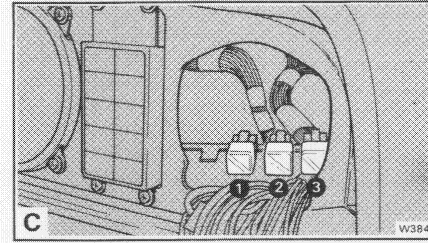
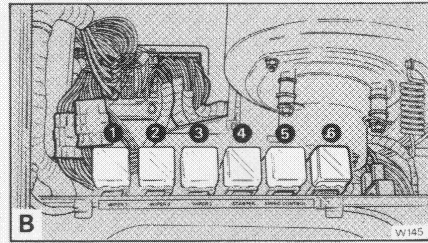
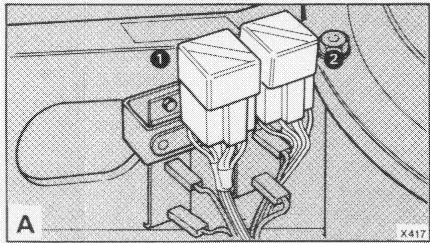
- 1 Rear fog lamps
- 2 Headlamps wash/wipe
- 3 Washer fluid level
- 4 Fuel filler door
- 5 Warning lamps test
- 6 Warning lamps dimming
- 7 Interior lamps
- 8 Cranking interlock
- 9 Fuel pump (Cars other than those fitted with a fuel injection system)
- 10 Aerial
- 11 Speed control
- 12 Fans switch-off
- 13 Fans control
- 14 Engine running
- 15 Air conditioning control
- 16 Lower quantity
- 17 Mode change
- 18 Recirculation
- 19 Seat relay 1
- 20 Seat relay 2
- 21 Windscreen wipers 1
- 22 Windscreen wipers 2
- 23 Windscreen wipers 3
- 24 Starter
- 25 Speed control safety
- 26 Horns
- 27 Headlamp safety
- 28 Headlamp flash (*Cars other than those conforming to a North American specification*)
- 29 Coolant level
- 30 Headlamp wipers 2
- 31 Headlamp wipers 1
- 32 Window lifts
- 33 Key warning buzzer (*Cars conforming to a North American specification*)
- 34 Rear window demister
- 35 Fuel pumps (Cars fitted with a fuel injection system)
- 36 Stop lamp failure
- 37 Ignition vacuum retard (*Applicable to all Japanese and certain 1981/early 1982 North American model year cars*)

## **Relays**

Silver Spirit, Silver Spur, Bentley Eight,  
and Mulsanne (including Turbo)  
Right-hand drive cars

Component location

**Figure M2-6**



**Key to fig. M2-6**

**A**

- 1 Choke pull-down  
Bentley Mulsanne Turbo
- 2 Choke control heater resistor  
Bentley Mulsanne Turbo

**B**

- 1 Windscreen wipers 1
- 2 Windscreen wipers 2
- 3 Windscreen wipers 3
- 4 Starter
- 5 Speed control safety
- 6 Choke heater  
Bentley Mulsanne Turbo  
Ignition vacuum retard  
*(Cars conforming to a Japanese specification)*

**C**

- 1 Window lifts
- 2 Generator warning lamp  
Cars fitted with a CAV alternator
- 3 Rear window lifts isolation  
or  
Electric window lift master switch

**D**

- 1 Speed control
- 2 Fans switch-off
- 3 Fans control
- 4 Engine running
- 5 Air conditioning control
- 6 Lower quantity
- 7 Mode change
- 8 Recirculation
- 9 Vacuum pump  
Bentley Mulsanne Turbo
- 10 Boost limiter  
Bentley Mulsanne Turbo

**E**

- 1 Stop lamp failure
- 2 Rear window demister
- 3 Auxiliary start  
*(Cars conforming to a Japanese specification)*

**F**

- 1 Seat relay 1
- 2 Seat relay 2

**G**

- 1 Rear fog lamps  
*(Cars other than those conforming to a Japanese specification)*
- 2 Headlamp wash/wipe  
*(Cars other than those conforming to a Japanese specification)*
- 3 Washer fluid level
- 4 Fuel filler door
- 5 Warning lamps test
- 6 Warning lamps dimming

- 7 Interior lamps
- 8 Cranking interlock
- 9 Fuel pump  
Cars built prior to August 1984 *(Other than those conforming to a Japanese specification)*
- 10 Aerial

**H**

- 1 Centralized door unlock
- 2 Centralized door lock

**J**

- 1 Coolant level
- 2 Headlamps safety
- 3 Refrigeration clutch  
Cars fitted with a cycling compressor clutch
- 4 Headlamps flash
- 5 Horns

**Key to fig. M2-7**

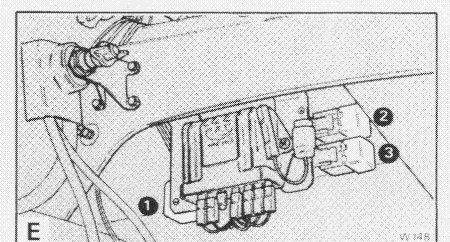

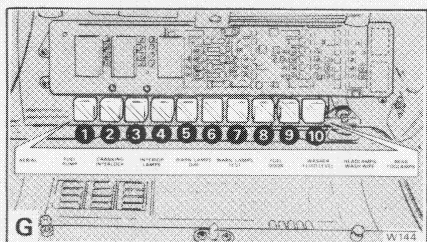

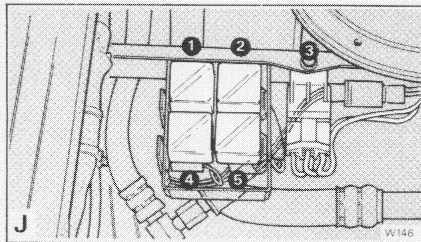
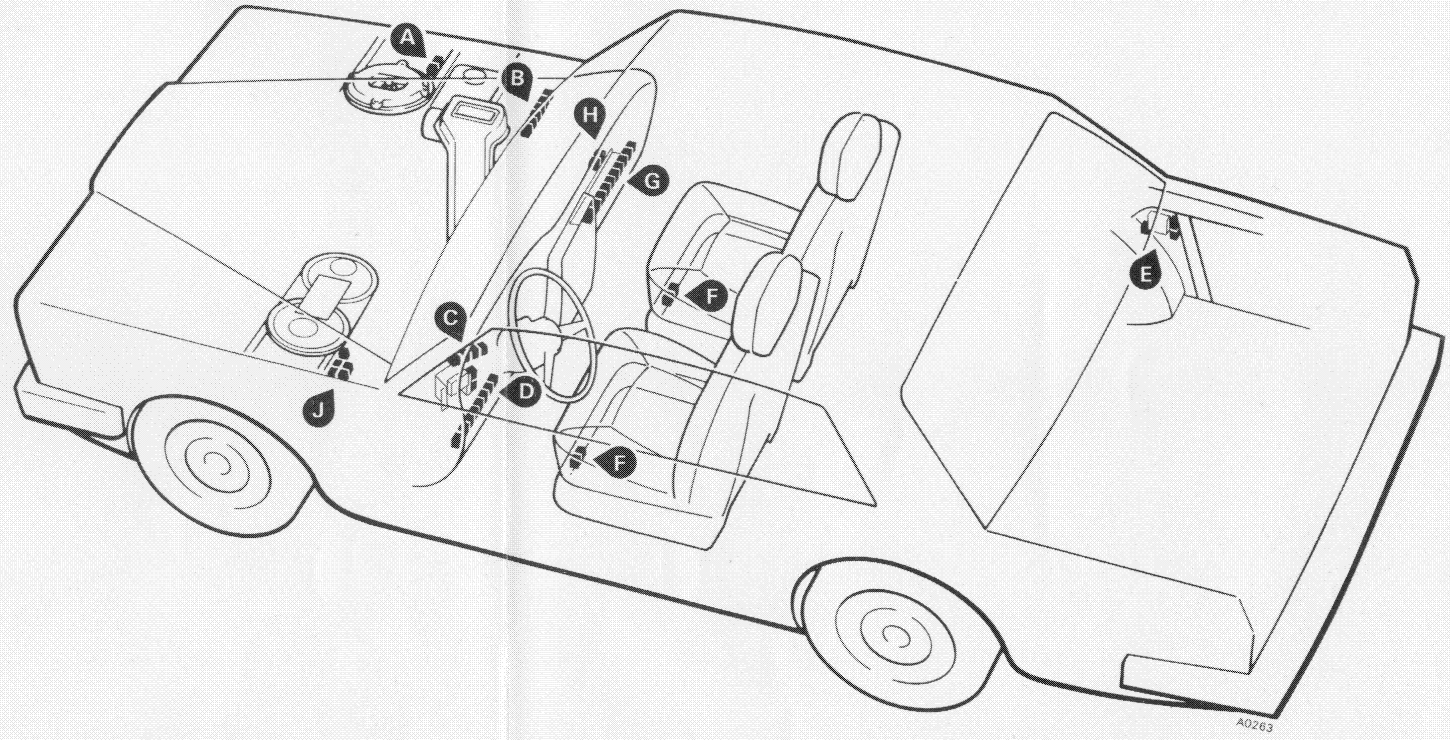
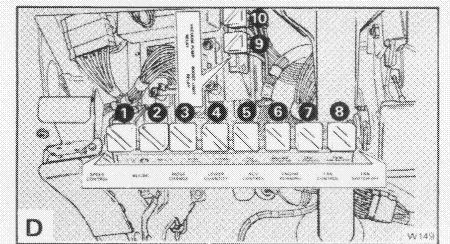
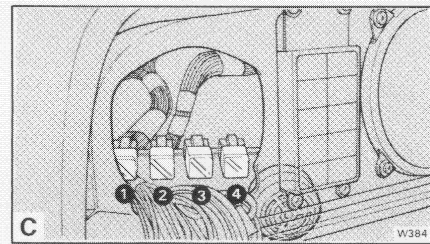
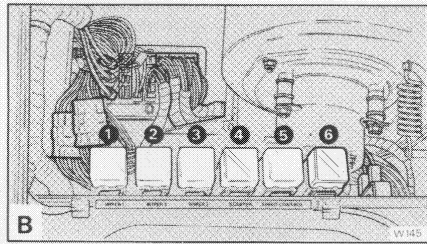
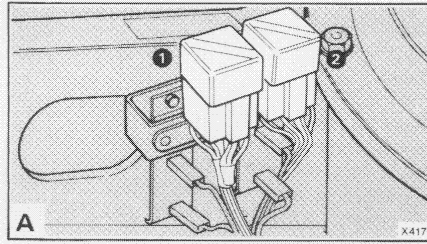
- A**
- 1 Choke pull-down  
Bentley Mulsanne Turbo
  - 2 Choke control heater resistor  
Bentley Mulsanne Turbo
- B**
- 1 Windscreen wipers 1
  - 2 Windscreen wipers 2
  - 3 Windscreen wipers 3
  - 4 Starter
  - 5 Speed control safety
  - 6 Choke heater  
Bentley Mulsanne Turbo  
Ignition vacuum retard  
*(Applicable to all Japanese and certain 1981/early 1982 North American model year cars)*
- C**
- 1 Window lifts
  - 2 Key warning buzzer  
*(Cars conforming to a North American specification)*
  - 3 Generator warning lamp  
Cars fitted with a CAV alternator
  - 4 Rear window lifts isolation  
*(Cars other than those conforming to a North American specification)*
- D**
- 1 Speed control
  - 2 Recirculation
  - 3 Mode change
  - 4 Lower quantity
  - 5 Air conditioning control
  - 6 Engine running
  - 7 Fans control
  - 8 Fans switch-off
  - 9 Boost limiter  
Bentley Mulsanne Turbo
  - 10 Vacuum pump  
Bentley Mulsanne Turbo
- E**
- 1 Stop lamp failure
  - 2 Rear window demister
  - 3 Auxiliary start  
*(Cars conforming to a Japanese or North American specification)*
- F**
- 1 Seat relay 1
  - 2 Seat relay 2
- G**
- 1 Aerial
  - 2 Fuel pump  
Cars built prior to August 1984 *(Other than those conforming to a Japanese or North American specification)*
- 3 Cranking interlock
  - 4 Interior lamps
  - 5 Warning lamps dimming
  - 6 Warning lamps test
  - 7 Fuel filler door
  - 8 Washer fluid level
  - 9 Headlamps wash/wipe  
*(Cars other than those conforming to a Japanese or North American specification)*
  - 10 Rear fog lamps  
*(Cars other than those conforming to a Japanese or North American specification)*
- H**
- 1 Centralized door unlock
  - 2 Centralized door lock
- J**
- 1 Coolant level
  - 2 Headlamps safety
  - 3 Refrigeration clutch  
Cars fitted with a cycling compressor clutch
  - 4 Headlamps flash  
*(Cars other than those conforming to a North American specification)*
  - 5 Horns
-

## **Relays**

Silver Spirit, Silver Spur, Bentley Eight,  
and Mulsanne (including Turbo)  
Left-hand drive cars

Component location

**Figure M2-7**

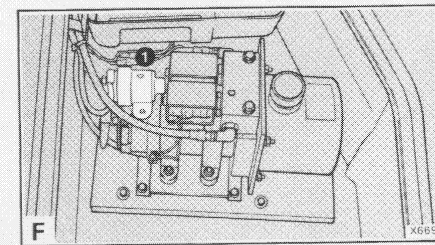
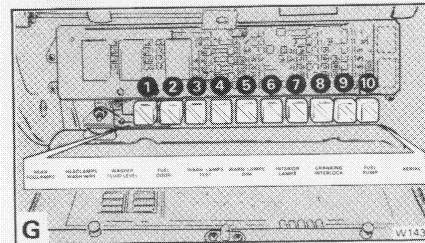

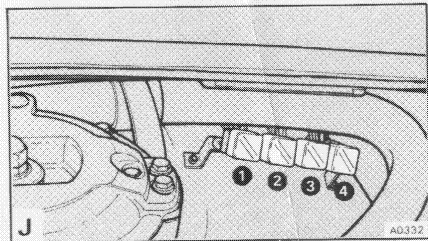
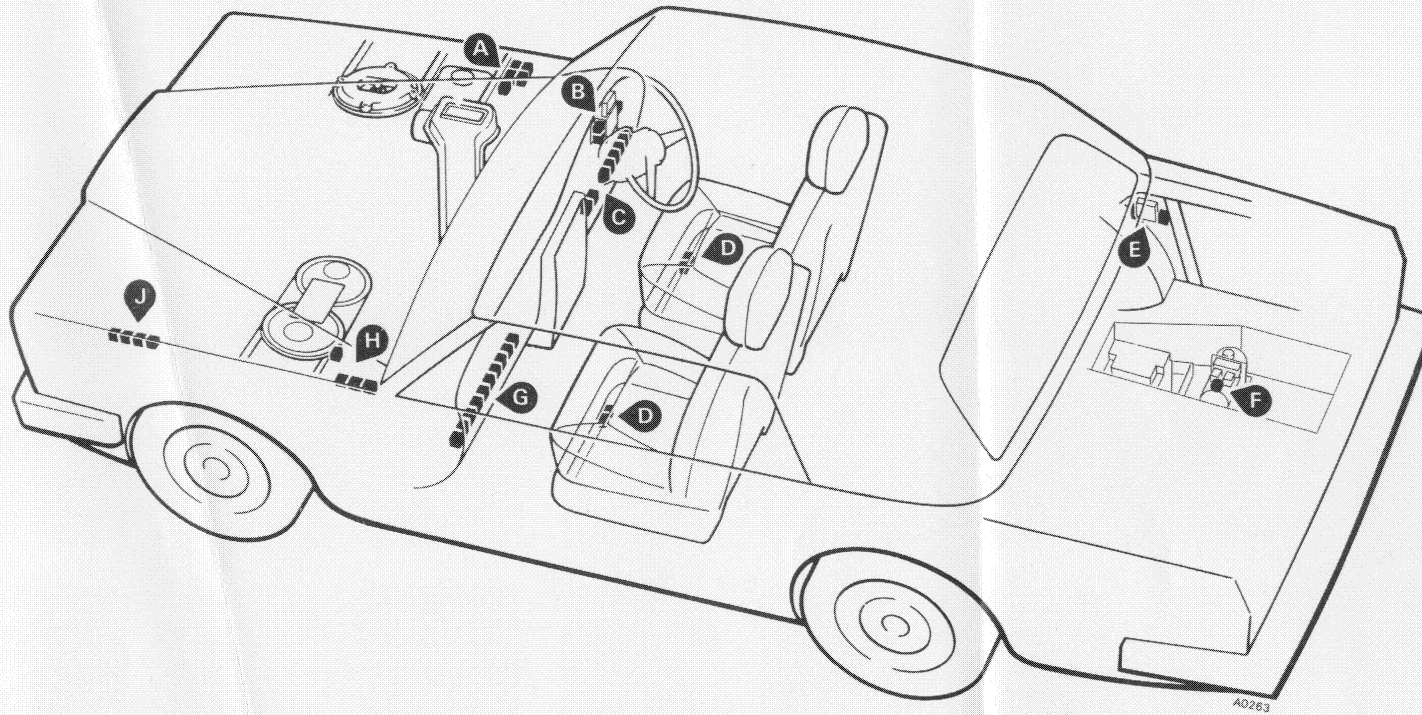
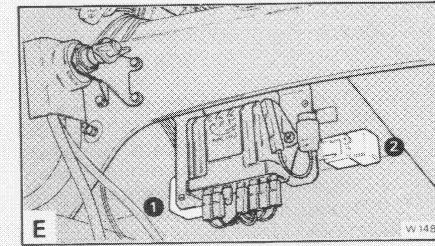
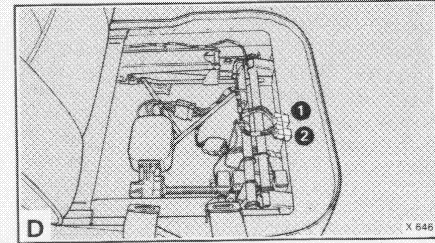
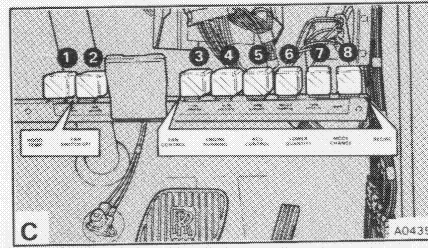
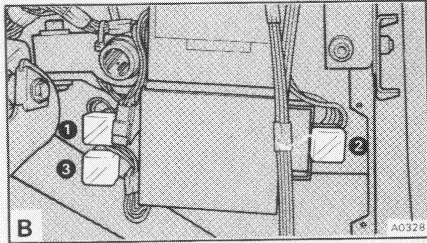
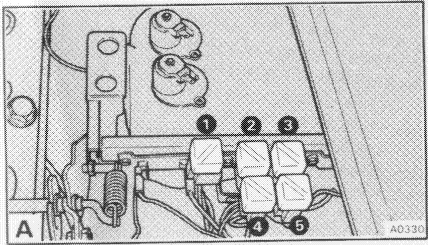


## **Relays**

Corniche and Continental  
Right-hand drive cars

Component location

**Figure M2-8**



## Key to fig. M2-8

**A**

- 1 Choke pull-down  
*(Cars other than those conforming to an Australian or Japanese specification)*
- 2 Starter
- 3 Speed control safety
- 4 Choke heater resistance  
*(Cars other than those conforming to an Australian or Japanese specification)*
- 5 Choke heater  
*(Cars other than those conforming to an Australian or Japanese specification)*

**B**

- 1 Speed control
- 2 Window lifts
- 3 Generator warning lamp  
Cars fitted with a CAV alternator

**C**

- 1 Hood temperature
- 2 Fans switch-off
- 3 Fans control
- 4 Engine running
- 5 Air conditioning control
- 6 Lower quantity
- 7 Mode change
- 8 Recirculation

**D**

- 1 Seat relay 1
- 2 Seat relay 2

**E**

- 1 Stop lamp failure
- 2 Auxiliary start  
*(Cars conforming to a Japanese specification)*

**F**

- 1 Hood motor

**G**

- 1 Rear fog lamps  
*(Cars other than those conforming to a Japanese specification)*
- 2 Headlamps wash/wipe  
*(Cars other than those conforming to a Japanese specification)*
- 3 Washer fluid level
- 4 Fuel filler door
- 5 Warning lamps test
- 6 Warning lamps dimming
- 7 Interior lamps
- 8 Cranking interlock
- 9 Fuel pump  
Cars built prior to August 1984 *(Other than those conforming to a Japanese specification)*
- 10 Aerial

**H**

- 1 Windscreen wipers 1
- 2 Windscreen wipers 2
- 3 Windscreen wipers 3
- 4 Refrigeration clutch  
Cars fitted with a cycling compressor clutch

**J**

- 1 Coolant level test
- 2 Horns
- 3 Headlamps flash
- 4 Headlamps safety

**Key to fig. M2-9**


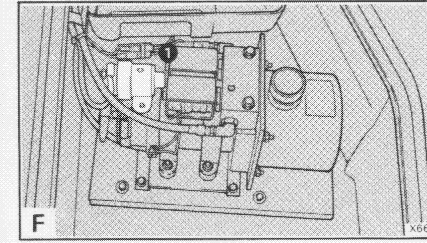
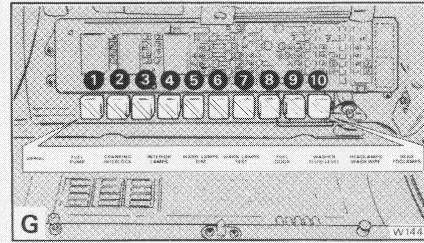


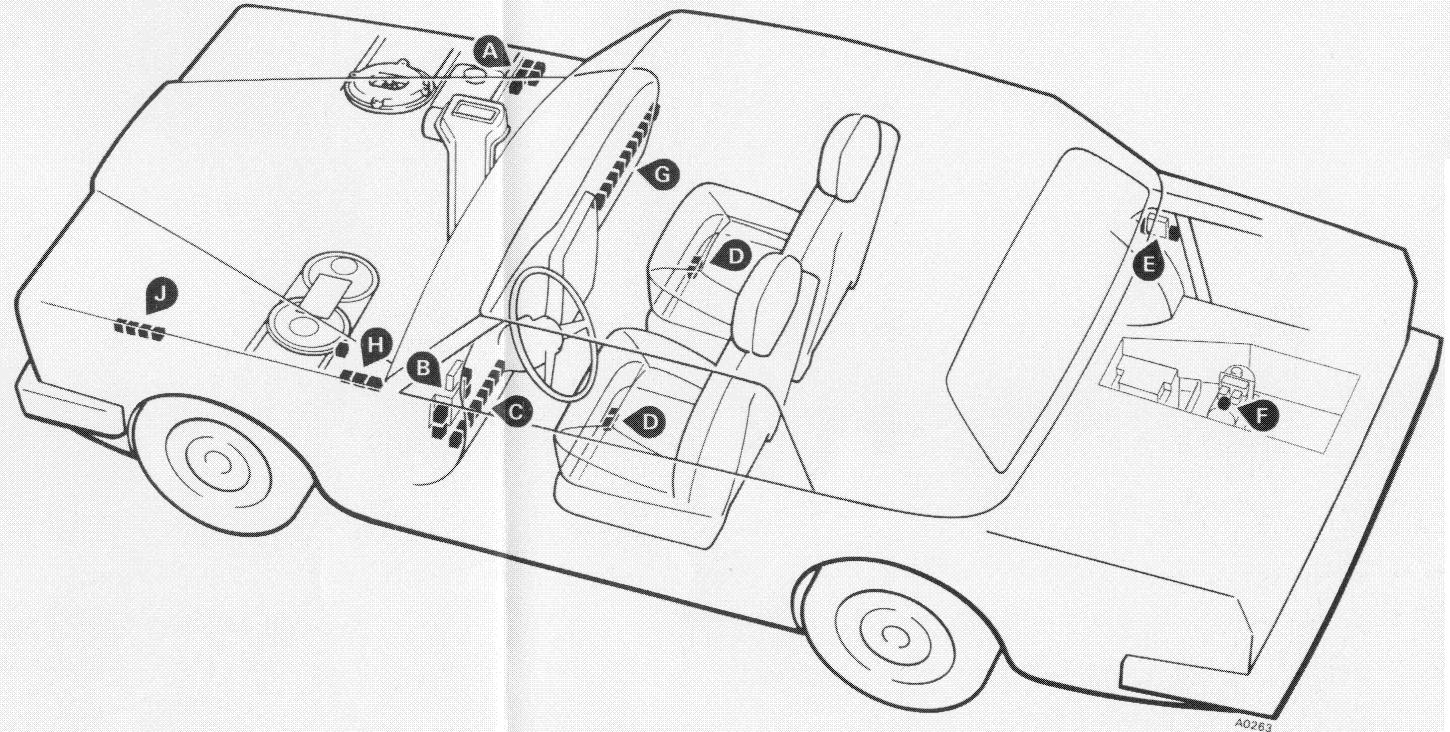
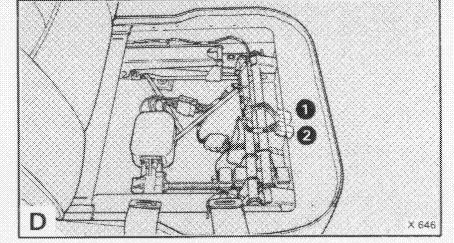
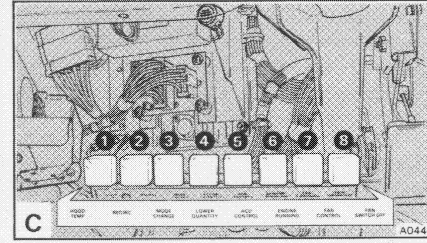
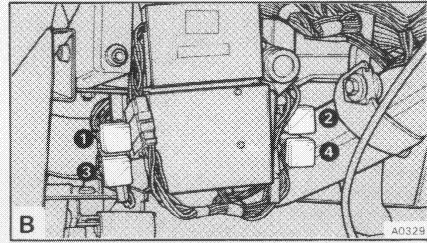
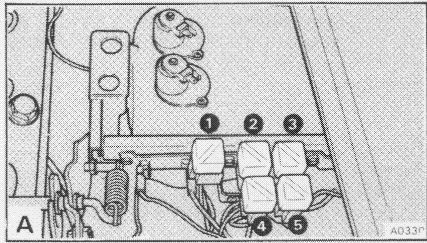
- A**
- 1 Choke pull-down  
*(Cars other than those conforming to a Japanese or North American specification)*
  - 2 Starter
  - 3 Speed control safety
  - 4 Choke heater resistance  
*(Cars other than those conforming to a Japanese or North American specification)*
  - 5 Choke heater  
*(Cars other than those conforming to a Japanese or North American specification)*
- B**
- 1 Speed control
  - 2 Window lifts
  - 3 Generator warning lamp  
Cars fitted with a CAV alternator
  - 4 Key warning buzzer  
*(Cars conforming to a North American specification)*  
or  
Rear window lifts isolation  
*(Cars other than those conforming to a North American specification)*
- C**
- 1 Hood temperature
  - 2 Recirculation
  - 3 Mode change
  - 4 Lower quantity
  - 5 Air conditioning control
  - 6 Engine running
  - 7 Fans control
  - 8 Fans switch-off
- D**
- 1 Seat relay 1
  - 2 Seat relay 2
- E**
- 1 Stop lamp failure
  - 2 Auxiliary start  
*(Cars conforming to a Japanese or North American specification)*
- F**
- 1 Hood motor
- G**
- 1 Aerial
  - 2 Fuel pump  
Cars built prior to August 1984 *(Other than those conforming to a Japanese or North American specification)*
  - 3 Cranking interlock
  - 4 Interior lamps
  - 5 Warning lamps dimming
  - 6 Warning lamps test
  - 7 Fuel filler door
  - 8 Washer fluid level
- H**
- 1 Windscreen wipers 1
  - 2 Windscreen wipers 2
  - 3 Windscreen wipers 3
  - 4 Refrigeration clutch  
Cars fitted with a cycling compressor clutch
- J**
- 1 Coolant level test
  - 2 Horns
  - 3 Headlamps flash  
*(Cars other than those conforming to a North American specification)*
  - 4 Headlamps safety
- 9** Headlamps wash/wipe  
*(Cars other than those conforming to a Japanese or North American specification)*
- 10** Rear fog lamps  
*(Cars other than those conforming to a Japanese or North American specification)*
-

## Relays

Corniche and Continental  
Left-hand drive cars

Component location

**Figure M2-9**


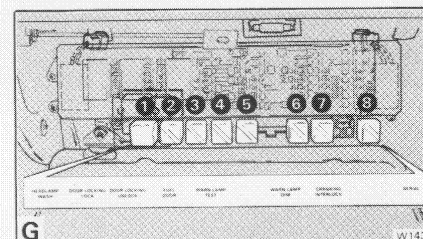
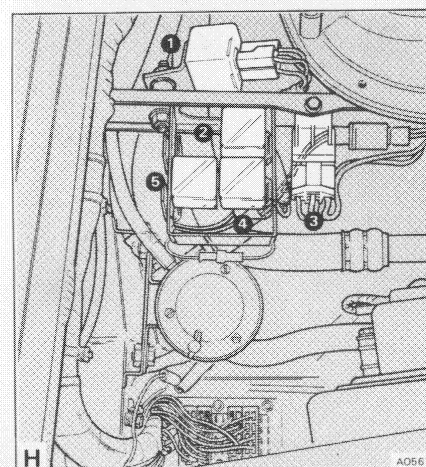
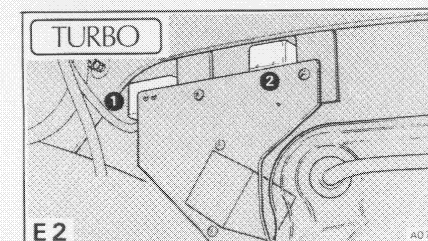

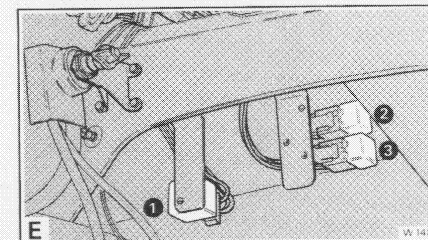
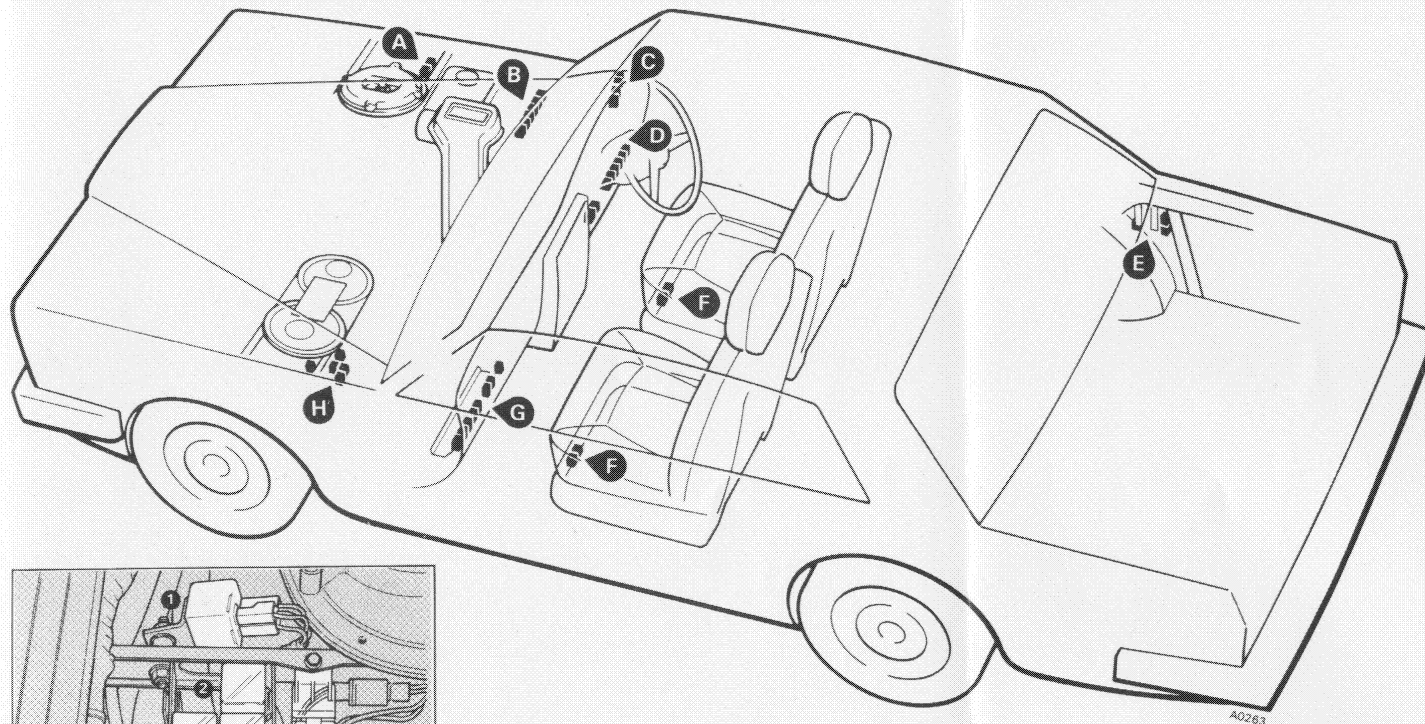

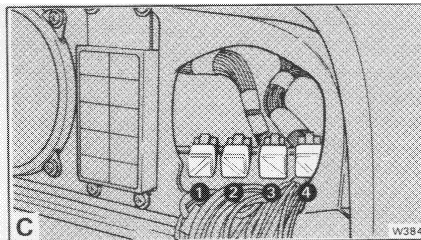
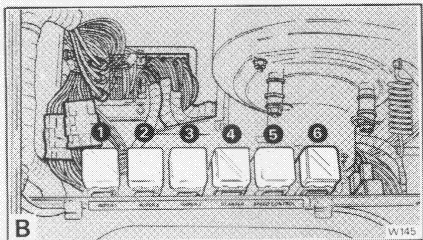
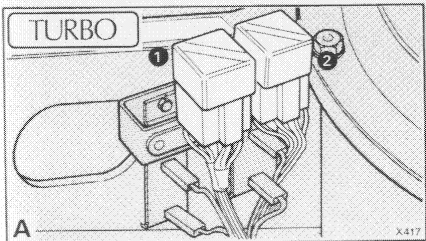


## Relays

Silver Spirit, Silver Spur, Bentley Eight,  
Mulsanne, Mulsanne Turbo, and Bentley  
Turbo R  
Right-hand drive cars

Component location

**Figure M2-10**



Key to fig. M2-10

**A**

- 1 Choke pull-down  
Turbocharged cars
- 2 Choke control heater resistor  
Turbocharged cars

**B**

- 1 Windscreen wipers 1
- 2 Windscreen wipers 2
- 3 Windscreen wipers 3
- 4 Starter
- 5 Speed control safety  
Other than Turbocharged cars
- 6 Choke heater  
Turbocharged cars  
Starter inhibit  
Other than Turbocharged cars, *(and those conforming to a Japanese specification)*  
Ignition vacuum retard  
*(Cars conforming to a Japanese specification)*

**C**

- 1 Vacuum pump  
Turbocharged cars fitted with a Delco alternator  
Boost limiter  
Turbocharged cars fitted with a CAV alternator
- 2 Boost limiter  
Turbocharged cars fitted with a Delco alternator  
Vacuum pump  
Turbocharged cars fitted with a CAV alternator  
Starter inhibit  
*(Cars conforming to a Japanese specification)*
- 3 Generator warning lamp  
Cars fitted with a CAV alternator  
Starter inhibit  
Cars fitted with a Delco alternator
- 4 Window lifts

**D**

- 1 Rear fog lamps  
*(Cars other than those conforming to a Japanese specification)*
- 2 Fans switch-off
- 3 Fans control
- 4 Engine running
- 5 Air conditioning control
- 6 Lower quantity
- 7 Mode change
- 8 Recirculation

**E**

- Other than Turbocharged cars
- 1 Stop lamp failure
- 2 Rear window demister
- 3 Auxiliary start  
*(Cars conforming to a Japanese specification)*

**E1**

- Turbocharged cars fitted with a CAV alternator
- 1 Stop lamp failure
- 2 Rear window demister

**E2**

- Turbocharged cars fitted with a Delco alternator
- 1 Stop lamp failure
- 2 Rear window demister

**F**

- 1 Seat relay 1
- 2 Seat relay 2

**G**

- 1 Headlamps power wash timer
- 2 Centralized door lock
- 3 Centralized door unlock
- 4 Fuel filler door
- 5 Warning lamps test
- 6 Warning lamps dimming
- 7 Cranking interlock
- 8 Aerial

**H**

- 1 Headlamps sequencing
- 2 Headlamps safety
- 3 Refrigeration clutch  
Cars fitted with a cycling compressor clutch
- 4 Horns
- 5 Air horns  
Bentley Turbo R

## Key to fig. M2-11

- A**
- 1 Choke pull-down  
Turbocharged cars
  - 2 Choke control heater resistor  
Turbocharged cars
- B**
- 1 Windscreen wipers 1
  - 2 Windscreen wipers 2
  - 3 Windscreen wipers 3
  - 4 Starter
  - 5 Speed control safety  
Other than Turbocharged cars
  - 6 Choke heater  
Turbocharged cars  
Starter inhibit  
Other than Turbocharged cars, *(and those conforming to a Japanese or North American specification)*  
Ignition vacuum retard  
*(Cars conforming to a Japanese specification)*
- C**
- 1 Window lifts  
Turbocharged cars fitted with a CAV alternator  
Vacuum pump  
Turbocharged cars fitted with a Delco alternator
  - 2 Starter inhibit  
*(Cars conforming to a Japanese or North American specification)*  
Boost limiter  
Turbocharged cars  
Generator warning lamp  
Silver Spur with centre division fitted with a CAV alternator
  - 3 Window lifts  
Other than Turbocharged cars  
Vacuum pump  
Turbocharged cars fitted with a CAV alternator  
Starter inhibit  
Turbocharged cars fitted with a Delco alternator
  - 4 Key warning buzzer  
*(Cars conforming to a North American specification)*  
Generator warning lamp  
Turbocharged cars fitted with a CAV alternator  
Window lifts  
Turbocharged cars fitted with a Delco alternator
- D**
- 1 Rear fog lamps  
*(Cars other than those conforming to a Japanese or North American specification)*
  - 2 Recirculation
  - 3 Mode change
  - 4 Lower quantity
  - 5 Air conditioning control
  - 6 Engine running
  - 7 Fans control
  - 8 Fans switch-off
- E**
- Other than Turbocharged cars
- 1 Stop lamp failure
  - 2 Rear window demister
  - 3 Auxiliary start  
*(Cars conforming to a Japanese or North American specification)*
- E1**
- Turbocharged cars fitted with a CAV alternator
- 1 Stop lamp failure
  - 2 Rear window demister
- E2**
- Turbocharged cars fitted with a Delco alternator
- 1 Stop lamp failure
  - 2 Rear window demister
- F**
- 1 Seat relay 1
  - 2 Seat relay 2
- G**
- 1 Aerial
  - 2 Cranking interlock
  - 3 Warning lamps dimming
  - 4 Warning lamps test
  - 5 Fuel filler door
  - 6 Centralized door unlock
  - 7 Centralized door lock
  - 8 Headlamps power wash timer
- H**
- 1 Headlamps sequencing
  - 2 Headlamps safety
  - 3 Refrigeration clutch  
Cars fitted with a cycling compressor clutch
  - 4 Horns
  - 5 Air horns  
Bentley Turbo R

## Relays

Silver Spirit, Silver Spur, Bentley Eight,  
Mulsanne, Mulsanne Turbo, and Bentley  
Turbo R  
Left-hand drive cars

Component location

**Figure M2-11**

