





Starting system

Contents	Pages					
	Silver Spirit Mulsanne	Silver Spur	Mulsanne Turbo	Bentley Eight	Bentley Turbo R	Corniche/ Continental
Silver Spirit, Silver Spur, and Mulsanne cars fitted with an ammeter shunt						
Component location	M4-3	M4-3	—	—	—	—
Wiring diagram	M4-5	M4-5	—	—	—	—
Cars prior to VIN * SCAZS0006GCX13860 * fitted with a starter inhibit circuit						
<i>Cars other than those conforming to a North American specification</i>						
Component location	M4-7	M4-7	M4-15	M4-7	M4-15	—
Wiring diagram	M4-9	M4-9	M4-17	M4-9	M4-17	—
<i>Cars conforming to a North American specification</i>						
Component location	M4-11	M4-11	—	—	—	—
Wiring diagram	M4-13	M4-13	—	—	—	—

M4-2

From VIN *SCAZS0006GCX13860* (excluding Corniche/Continental) and with the exception of VIN *SCAZN0004FCH14000* to VIN *SCAZN0009FCH14025* inclusive, a new type of fuseboard is fitted incorporating Littell or Buss fuses (these fuses are not interchangeable with Bulgin type fuses).

Therefore when working to a wiring diagram or component location showing the earlier Bulgin type of fuse, reference must be made to the following table for its equivalent.

Circuits controlled	Bulgin fuse number	Littell or Buss fuse number and fuseboard identification	Fuse rating (amps)	Circuits controlled	Bulgin fuse number	Littell or Buss fuse number and fuseboard identification	Fuse rating (amps)
							
Cellular telephone when fitted	—	A1 - F2	4A	Rear window demister and mirror heaters	11	B4 - F3	20A
Cellular telephone when fitted	—	A2 - F2	10A	Reverse lamps, stoplamps, speed control, headlamp wash	10	B3 - F3	20A
Interior lamps	1	A6 - F2	10A	Direction indicators, headlamp flash, fuel door, horns control	14	B2 - F3	20A
Radio, panel illumination, ACU control	20	B1 - F2	10A	Cigar lighters, clock, aerial, fuel door	7	C4 - F3	20A
Radio amplifier when fitted	19	B2 - F2	10A	Engine cooling fan	2	C1 - F3	20A
Starter, ignition, fuel pump	27	B3 - F2	10A	Engine cooling fan	9	C1 - F3	20A
Instruments and warning lamps	28	B4 - F2	10A	Wipers and washers	5	B1 - F3	20A
ACU control	8	B5 - F2	10A	Spare	—	B6 - F3	20A
Spare	—	B6 - F2	10A	Fuel pump	13	B5 - F3	20A
L.H. Tail lamp	15	C1 - F2	10A	Horns	3	C3 - F3	20A
R.H. Tail lamp	22	C2 - F2	10A	Fog lamps when fitted	12	C6 - F3	20A
Parking lamps, number plate lamps, W.L. dim control	16	C3 - F2	10A	Air horns when fitted	4	C5 - F3	20A
L.H. Dip beam	24	C4 - F2	10A	Hazard warning	6	C2 - F3	20A
R.H. Dip beam	25	C5 - F2	10A				
Spare	—	C6 - F2	10A				
Spare	—	A6 - F3	20A				

For fuse identification refer to Section M1, General information, page M1-3.

Starting system

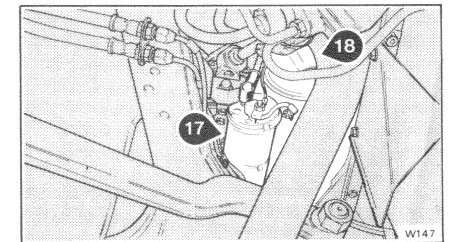
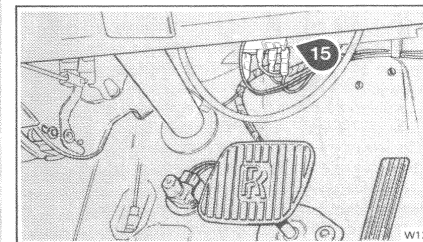
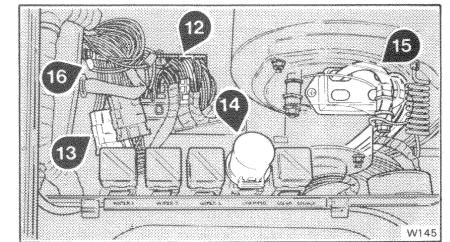
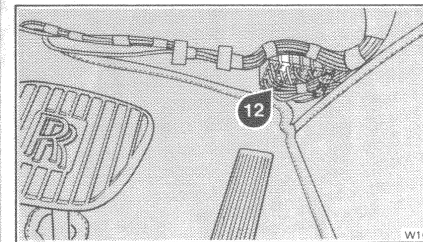
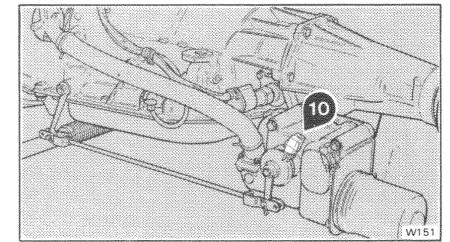
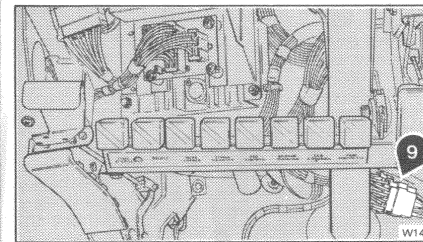
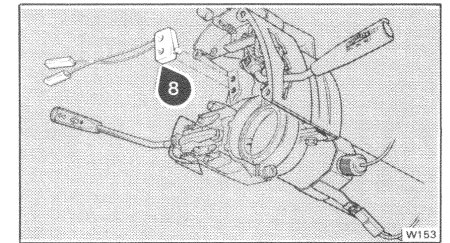
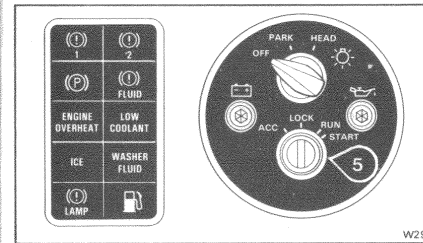
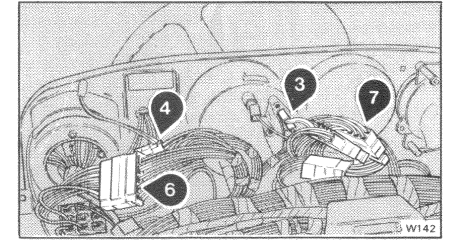
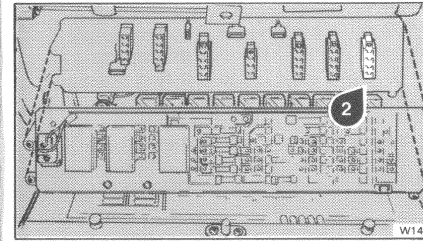
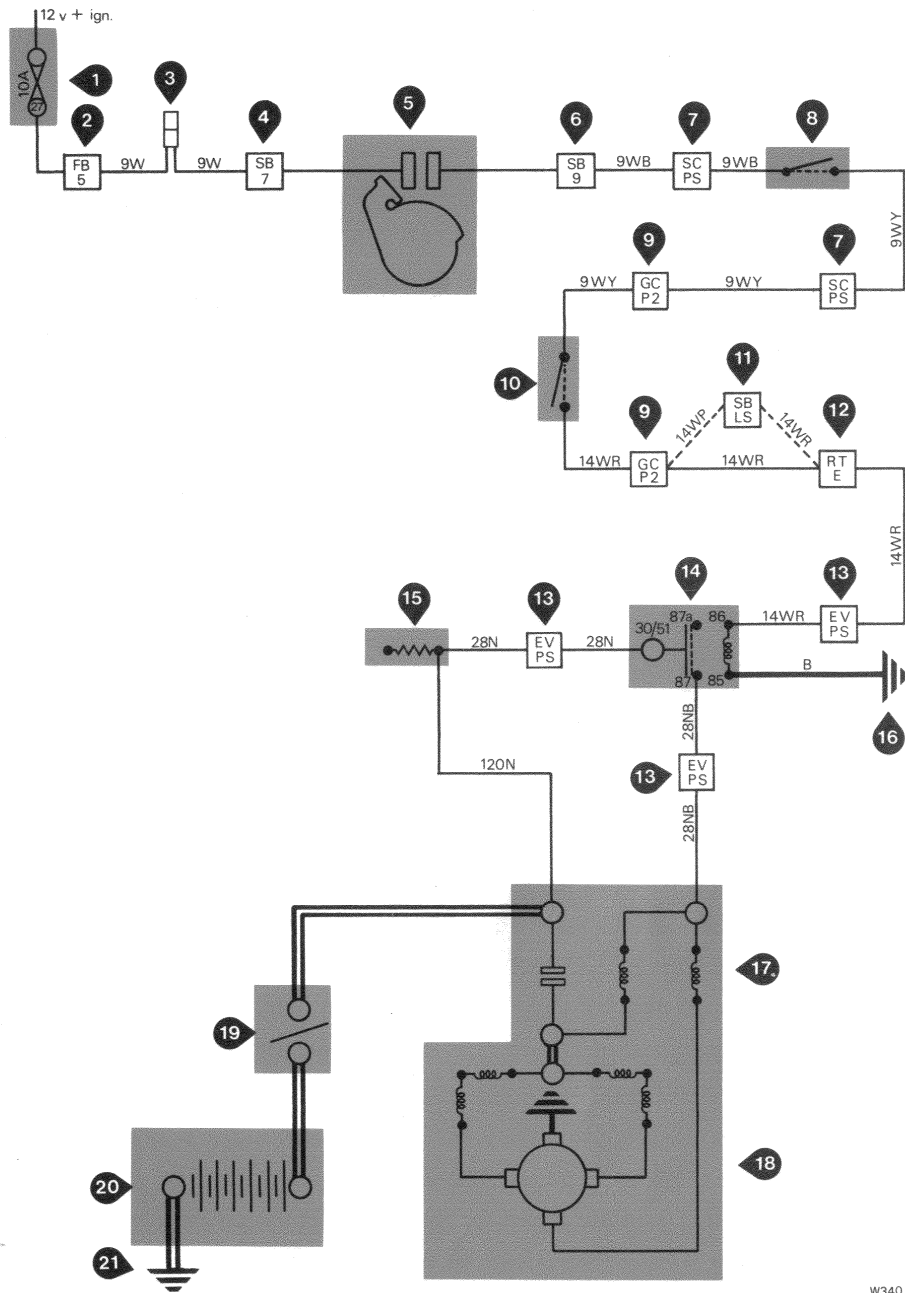
Cars fitted with an ammeter shunt

Component location

Starting system

Cars fitted with an ammeter shunt

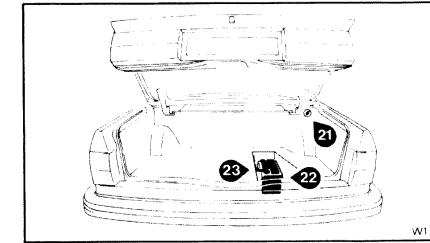
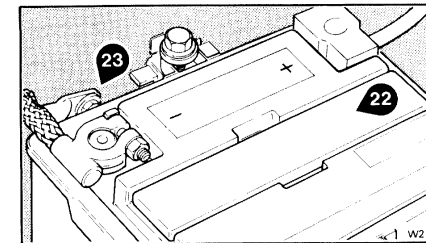
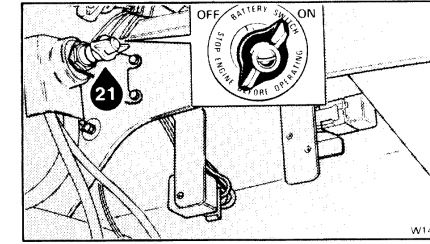
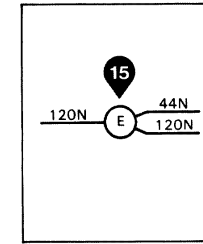
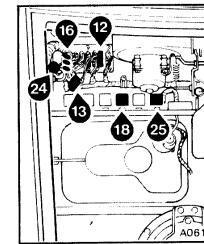
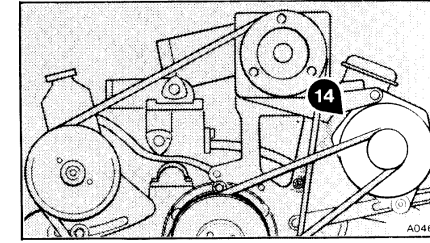
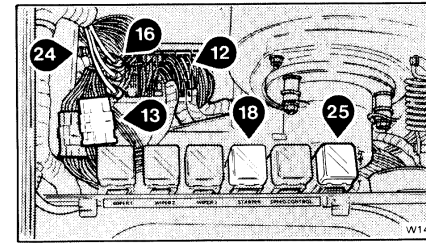
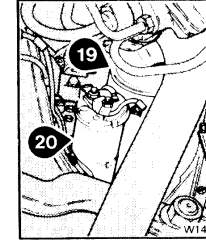
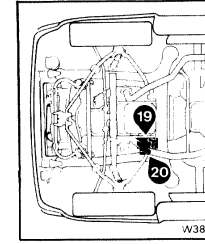
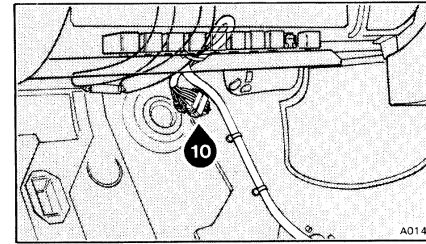
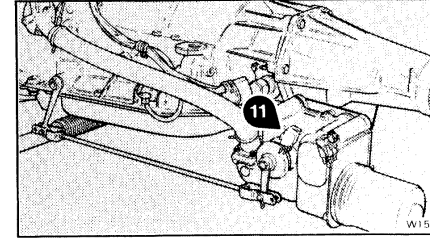
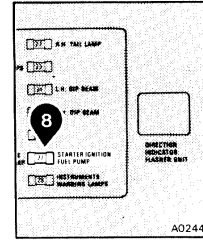
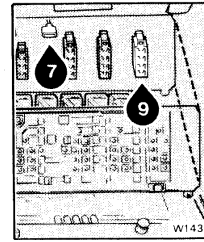
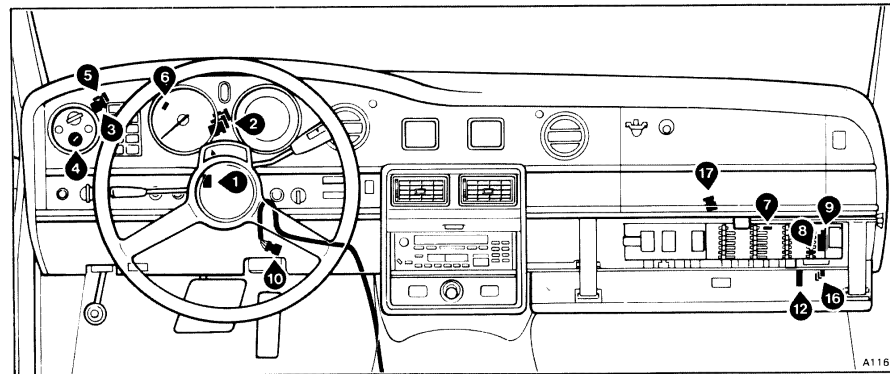
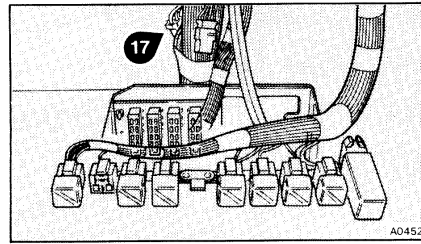
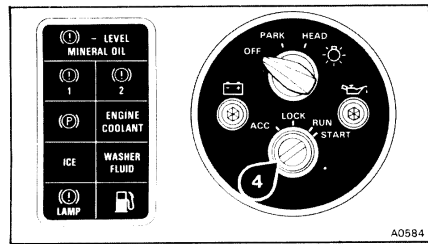
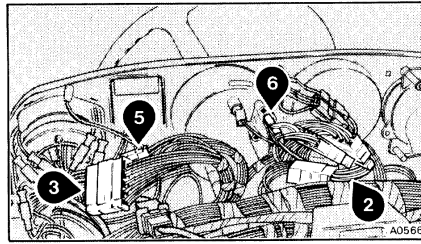
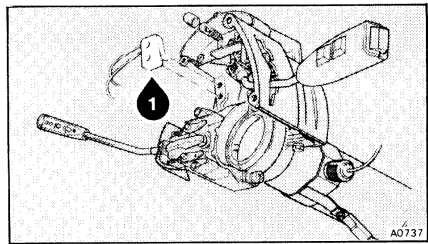
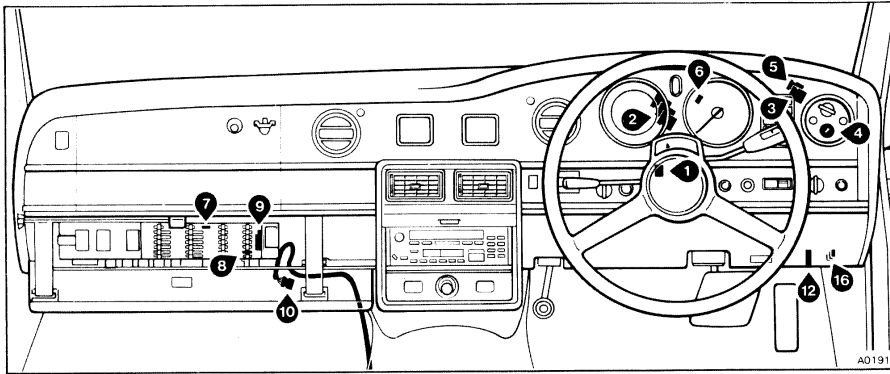
Wiring diagram



Starting system

Cars other than those conforming to a North American specification fitted with a starter inhibit circuit

Component location



Starting system

Cars other than those conforming to a North American specification fitted with a starter inhibit circuit

Wiring diagram

Starting system

Cars conforming to a North American specification fitted with a starter inhibit circuit

Component location

Starting system

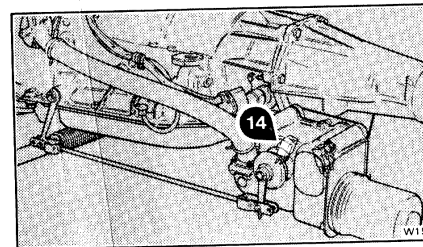
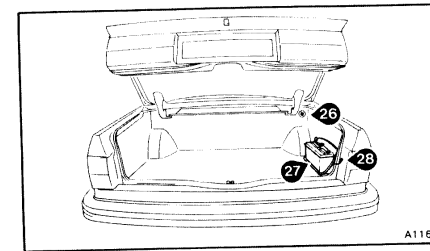
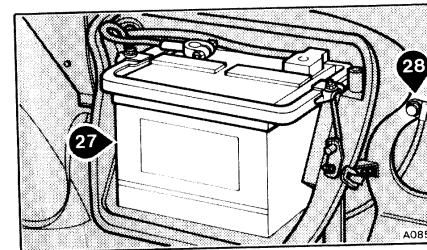
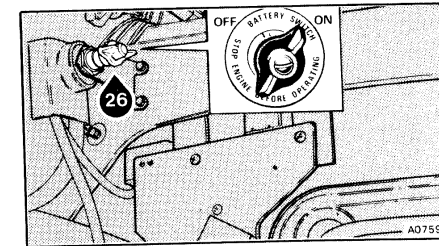
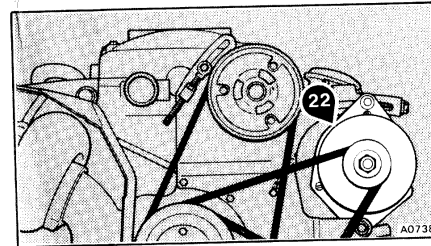
Cars conforming to a North American specification fitted with a starter inhibit circuit

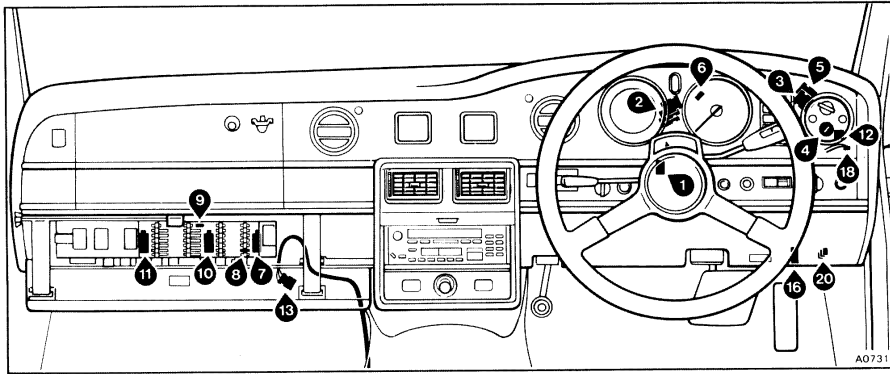
Wiring diagram

Starting system

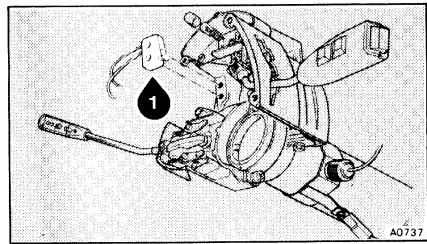
Turbocharged cars fitted with a starter inhibit circuit

Component location

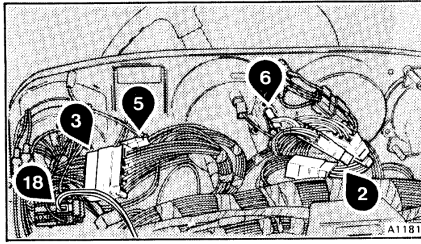




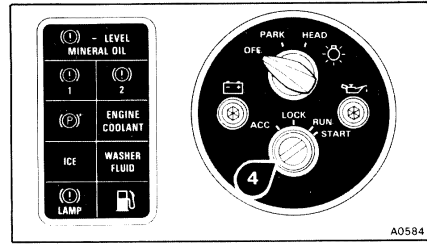
A0731



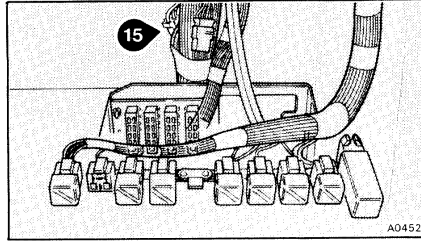
A0737



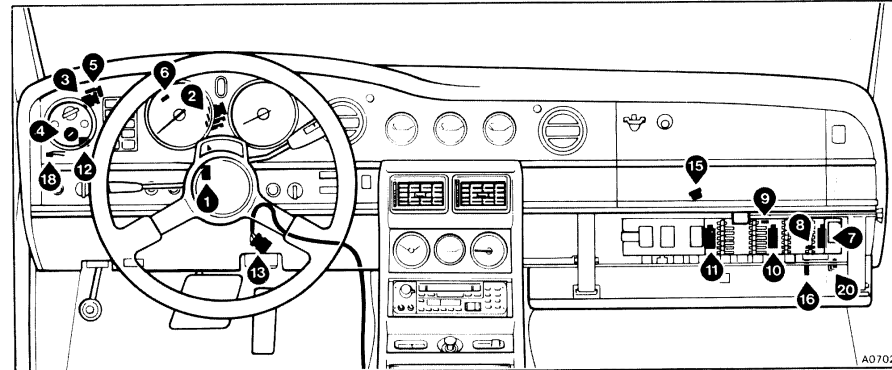
A1181



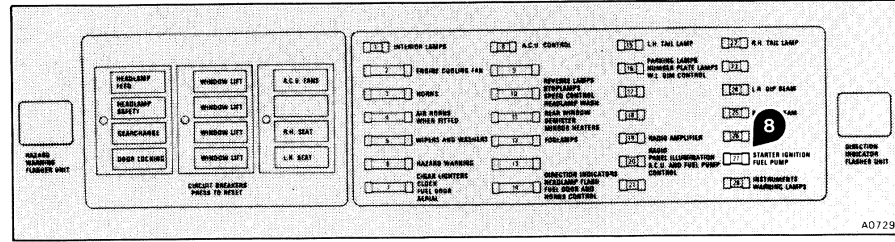
A0584



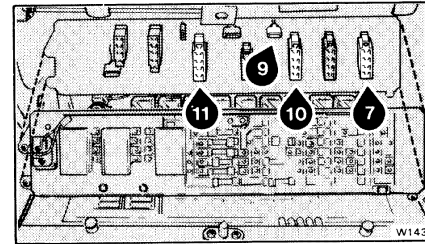
A0452



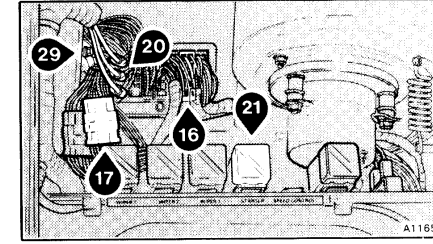
A0702



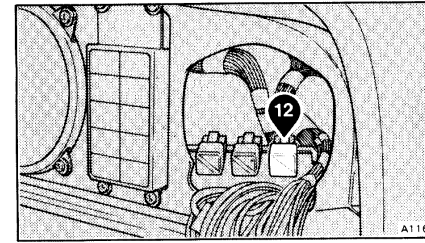
A0729



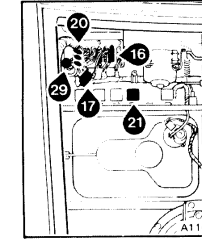
W143



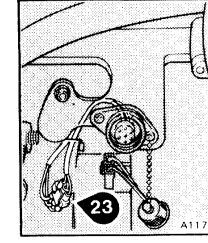
A1185



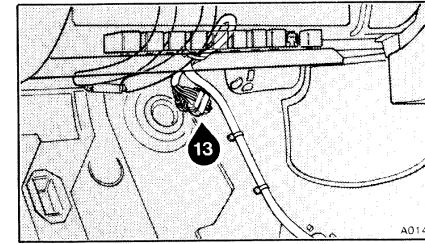
A1166



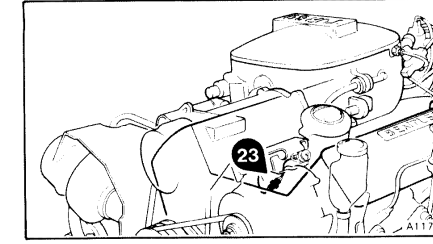
A1189



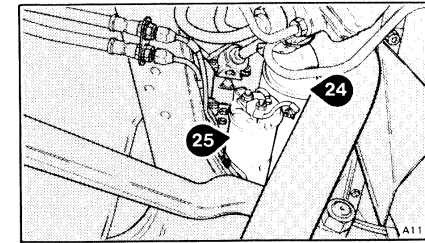
A1170



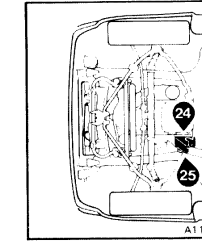
A0146



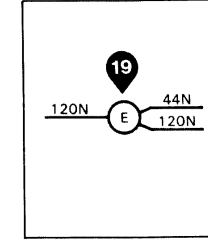
A1176



A1177



A1179



A1179

Starting system

Turbocharged cars fitted with a starter
inhibit circuit

Wiring diagram

